



Republic of the Philippines
Department of Health
NATIONAL CAPITAL REGIONAL OFFICE

Morbidity Week 14

January 1 – April 7, 2018

Measles Cases in the National Capital Region

FINDINGS: Partial reports showed that there were 318 suspect cases admitted at the different reporting institutions of the region from January 1 to April 7, 2018. There were 11 admissions for this week. This is 117.8% higher compared to the same period last year (146). [Figure 1]. One hundred eleven (34.91%) were confirmed cases [laboratory (86) and epidemiologically-linked (25)] [Figure 2]. The rest of the cases were either measles compatible (14), clinically confirmed (5), awaiting for classification (177) and discarded as non-measles/non-rubella (11). Most 91 (28.62%) cases were from Manila City (Table1).

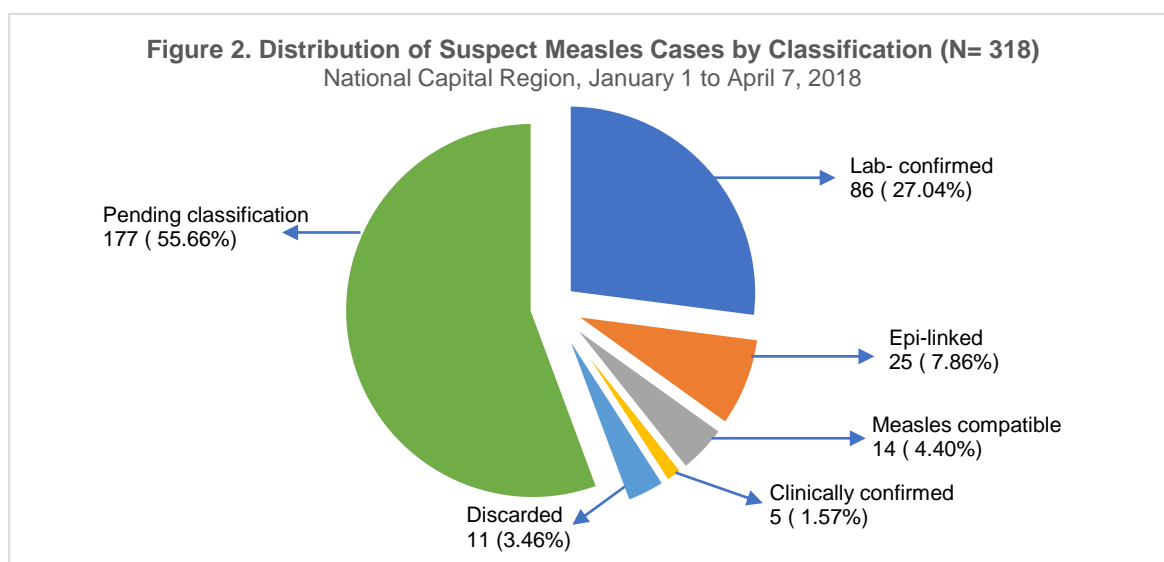
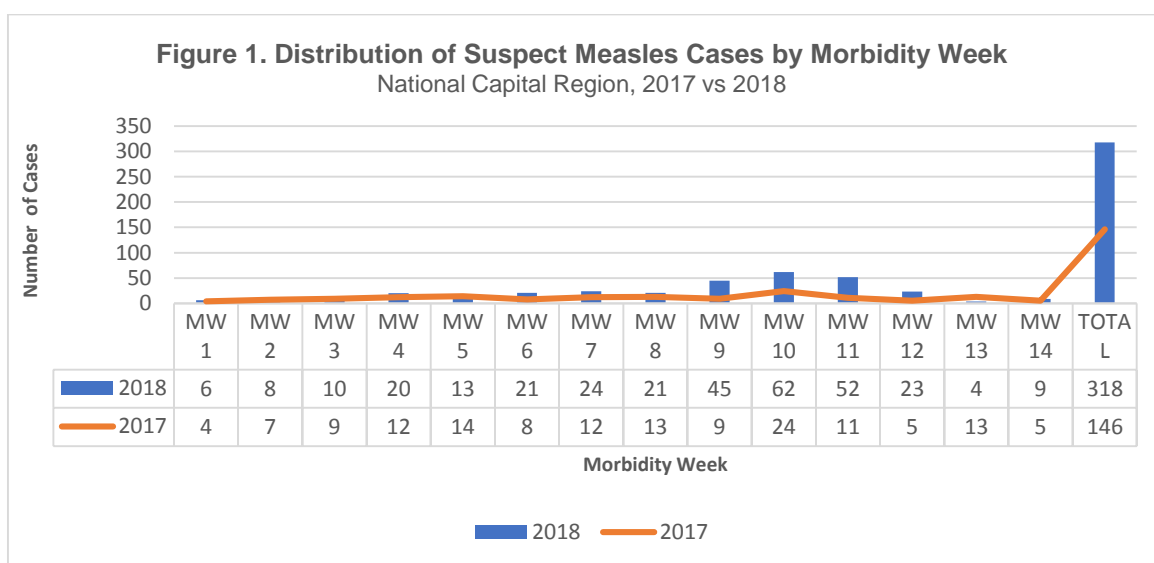


Table 1. Distribution of Measles Cases by LGU and Classification (N=318)

National Capital Region, January 1 – April 7, 2018

LGU	Laboratory Confirmed	Epi-linked	Measles Compatible	Clinically Confirmed	Pending	Discarded as Non-Measles	Total
Manila City	23	0	2	1	63	2	91
Taguig City	23	24	5	1	21	1	75
Quezon City	12	0	2	3	31	1	49
Caloocan City	5	0	0	0	18	0	23
Pasig City	11	0	0	0	9	2	22
Pasay City	2	0	2	0	7	1	12
Makati City	3	1	2	0	3	1	10
Parañaque City	2	0	0	0	5	1	10
Marikina City	2	0	0	0	7	0	9
San Juan City	1	0	0	0	5	0	6
Valenzuela City	0	0	0	0	3	0	3
Mandaluyong	2	0	0	0	0	1	3
Muntinlupa City	0	0	1	0	2	0	3
Navotas City	0	0	0	0	1	1	2
Municipality of Pateros	0	0	0	0	0	0	0
Las Pinas City	0	0	0	0	0	0	0
Malabon City	0	0	0	0	0	0	0
NCR	86	25	14	5	175	11	318

CONFIRMED MEASLES CASES:

There were 111 confirmed cases. This is 7.77% higher than the previous 3-year average (2015 – 2017) of 103 [Figure 3]. Forty-seven (42.34%) of the cases were from Taguig City (Table 2). Four (CFR 3.60) died (Table 2/ Figure 4).

Ages of cases ranged from 2 months to 26 years (median 1 year). Forty-six (41%) of those affected belongs to 1-4 years age group (Figure 5). Majority 62 (56%) were male. Of the 57 cases aged 1-year old and above, 19 (33.33%) had previous measles vaccination (Table 3).

Figure 3. Distribution of Confirmed Measles Cases by Morbidity Week

National Capital Region, Alert and Epidemic Threshold, 2015 - 2017 vs. 2018

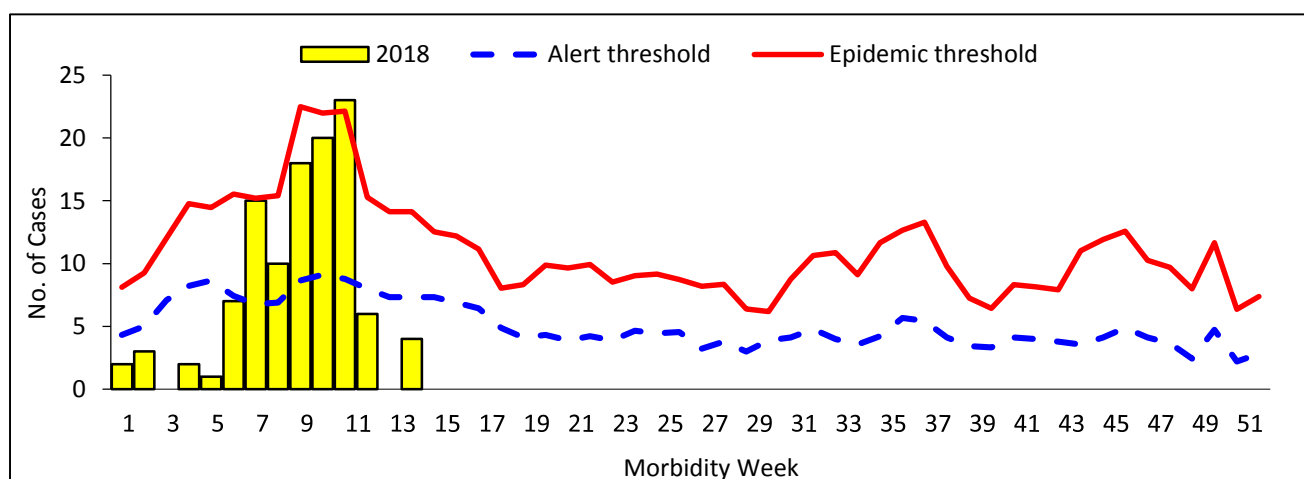


Table 2. Distribution of Confirmed Measles Cases and Deaths by LGU (N=111)
National Capital Region, January 1 – April 7, 2018

LGU	Cases		Change Rate (%)	2018	
	2017	2018		Deaths	CFR (%)
Taguig City	0	47	-	3	6.38
Manila City	5	23	455	0	0
Quezon City	1	12	1,100	1	8.33
Pasig City	0	11	-	0	0
Caloocan City	1	5	400	0	0
Makati City	1	4	300	0	0
Marikina City	0	2	-	0	0
Paranaque City	1	2	100	0	0
Mandaluyong City	0	2	-	0	0
Pasay City	0	2	0	0	0
San Juan City	0	1	-	0	0
Malabon City	0	0	0	0	0
Navotas City	0	0	0	0	0
Valenzuela City	0	0	0	0	0
Municipality of Pateros	0	0	0	0	0
Muntinlupa City	0	0	0	0	0
Las Pinas City	0	0	0	0	0
N C R	9	111	1,133	4	3.60

Figure 4. Distribution of Confirmed Measles Cases and Case Fatality Rates by Age-group (N=111)
National Capital Region, January 1 – April 7, 2018

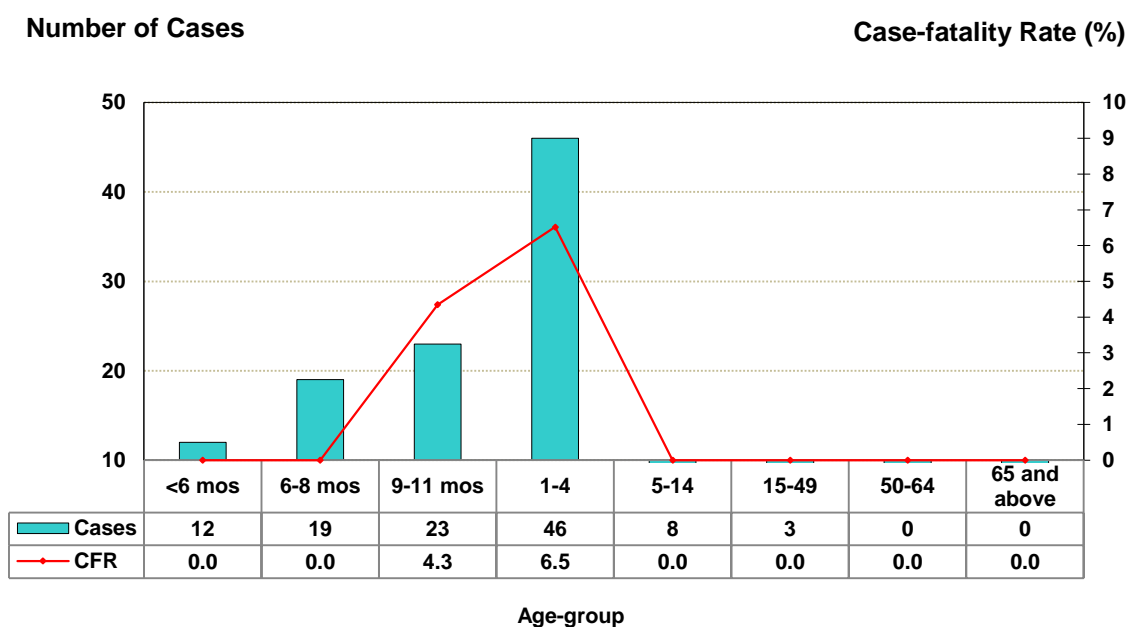


Figure 5. Distribution of Laboratory-confirmed Measles Cases by Age-group and Sex (N=111)
National Capital Region, January 1 – April 7, 2018

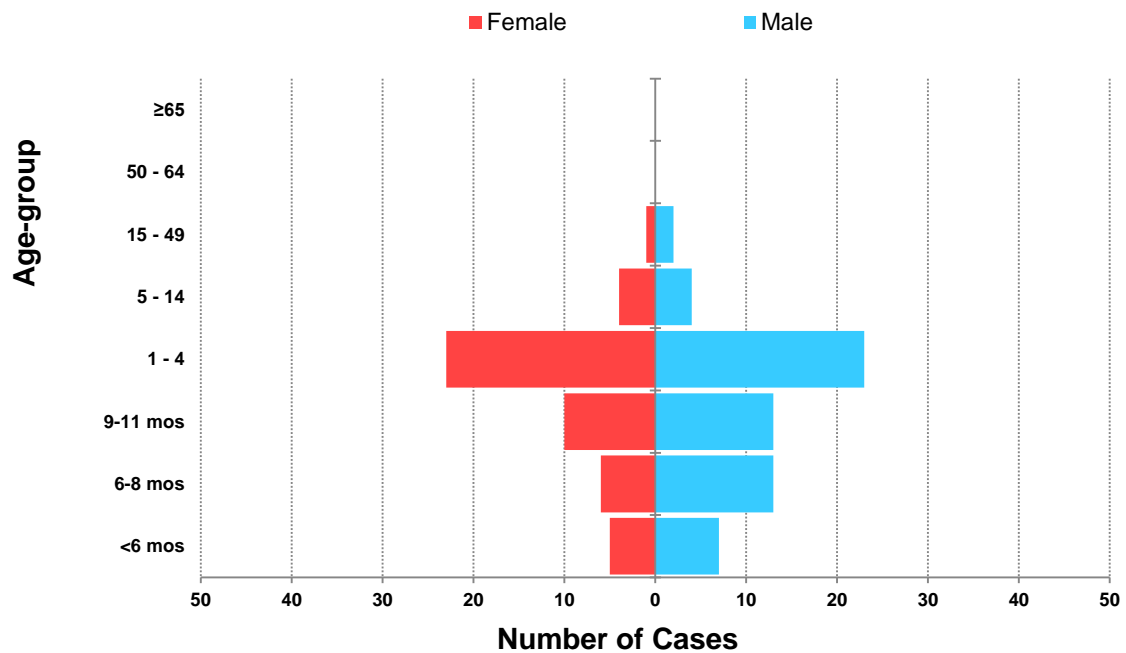


Table 3. Distribution of Confirmed Measles Cases by LGU and Measles Vaccination History (n=57)
National Capital Region, January 1 – April 7, 2018


LGU	Cases	Measles Vac	Vacc. Rate
Taguig City	28	10	35.71
Pasig City	7	4	57.14
Quezon City	5	4	80.00
Caloocan City	2	1	50
Manila City	12	0	0
Parañaque City	2	0	0
Pasay City	1	0	0
N C R	57	19	33.33

CLUSTERING OF SUSPECT MEASLES CASES: Clustering of suspect measles cases was noted in the cities of Mandaluyong, Manila, Pasig, Quezon City and Taguig.


Table 4. Barangays/Puroks with Clustering of Suspect Measles Cases
National Capital Region, MW 11 – MW 14, 2018


MUNCITY	BARANGAY	CASES			
		MW11	MW12	MW13	MW14
MANDALUYONG CITY	ADDITION HILLS	3	0	1	1
MANILA	TONDO	1	1	1	0
	BARANGAY 265	1	0	2	0
	BASECO	0	3	0	0
	BARANGAY 312	3	0	0	0
	SANTA CRUZ	0	0	3	0
	BARANGAY 105	4	6	8	6
	BARANGAY 231	2	0	1	0
	BARANGAY 1	0	1	2	0
	BARANGAY 649	1	2	0	1
PASIG CITY	PINAGBUHATAN	2	1	1	0
QUEZON CITY	PAYATAS	2	0	2	1
	BATASAN HILLS	1	0	1	1
	HOLY SPIRIT	1	2	0	0
	ESCOPA III	2	0	0	1
	COMMONWEALTH	1	1	1	0
	MARILAG	1	3	0	0
	MATANDANG BALARA	2	1	0	0
	PANSOL	1	2	0	0
TAGUIG CITY	UPPER BICUTAN	0	1	2	0
	PINAGSAMA	1	0	0	2
	MAHARLIKA VILLAGE	0	2	1	2

Prepared by:



JOSEPH ADRIANE M. LOTERIA, RN
Nurse II, EHEC

Noted by:



PHILIP PATRICK C. CO, MD, MPM
Head, EHEC


MA. SAMPAGUITA J. PASCUAL, RN, PHSAE
Nurse V, EHEC

Recommending Approval:


AMELIA C. MEDINA, MD, MPH
Chief, Local Health Support Division

Approved:


CORAZON I. FLORES, MD, MPH, CESO IV
OIC- Director IV