



Republic of the Philippines
Department of Health
NATIONAL CAPITAL REGIONAL OFFICE

Morbidity Week 15

January 1 – April 14, 2018

Measles Cases in the National Capital Region

FINDINGS: Partial reports showed that there were 462 suspect cases admitted at the different reporting institutions of the region from January 1 to April 14, 2018. There were 19 admissions for this week. This is 206% higher compared to the same period last year (151). [Figure 1]. One hundred twenty-eight (27.71%) were laboratory confirmed measles cases [laboratory (103) and epidemiologically-linked (25)] and 1 (0.22%) laboratory confirmed rubella case [Figure 2]. The rest of the cases were either measles compatible (15), clinically confirmed (7), awaiting for classification (293) and discarded as non-measles/non-rubella (18). One hundred sixty-six (35.93%) cases were from Manila City (Table1).

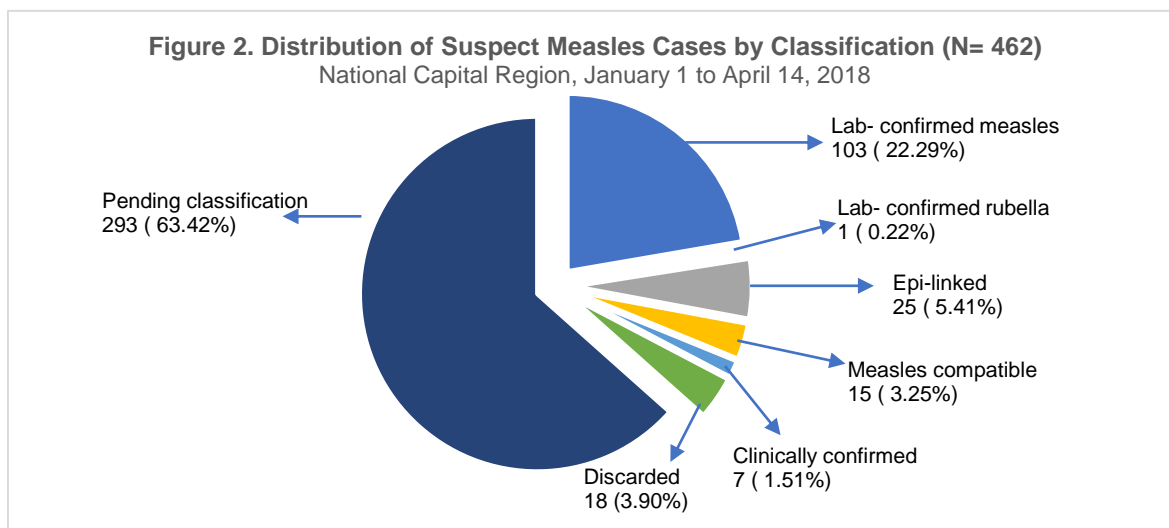
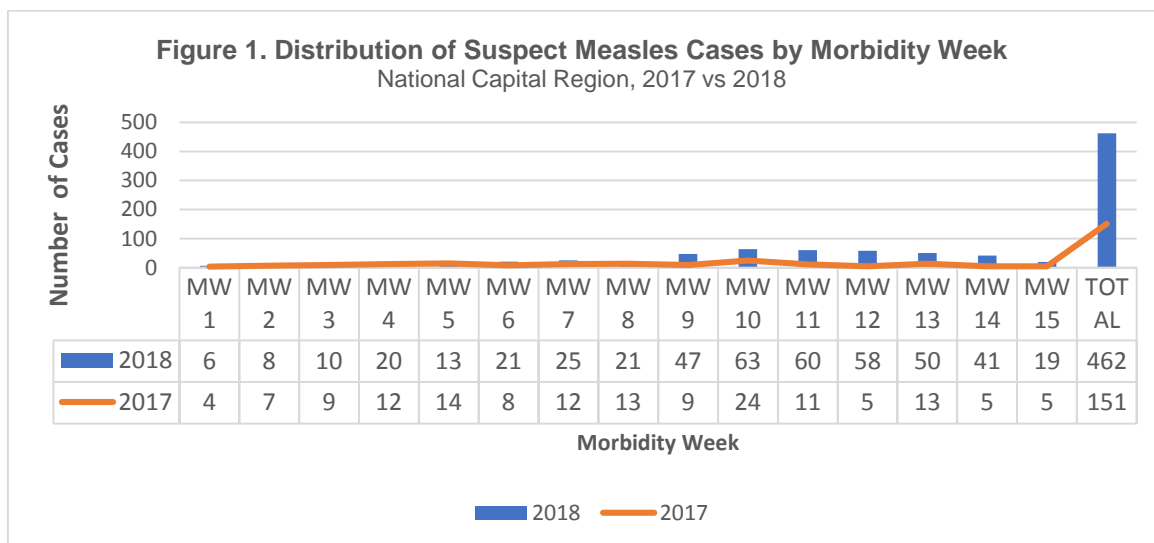


Table 1. Distribution of Measles Cases by LGU and Classification (N=462)

National Capital Region, January 1 – April 14, 2018

LGU	Laboratory Confirmed Measles	Laboratory Confirmed Rubella	Epi-linked	Measles Compatible	Clinically Confirmed	Pending	Discarded	Total
Manila City	34	0	0	2	1	125	4	166
Taguig City	22	0	24	5	1	25	1	78
Quezon City	14	0	0	1	3	60	2	80
Pasig City	12	0	0	0	1	12	2	27
Caloocan City	6	0	0	0	0	20	1	27
Marikina City	4	0	0	2	0	7	0	13
Makati City	3	1	1	2	0	8	2	17
Pasay City	3	0	0	2	0	7	2	14
Parañaque City	2	0	0	0	0	10	1	13
Mandaluyong	2	0	0	0	0	4	1	7
San Juan City	1	0	0	0	0	4	1	6
Valenzuela City	0	0	0	0	0	7	0	7
Muntinlupa City	0	0	0	1	0	2	0	3
Navotas City	0	0	0	0	1	1	1	3
Las Pinas City	0	0	0	0	0	1	0	1
Municipality of Pateros	0	0	0	0	0	0	0	0
Malabon City	0	0	0	0	0	0	0	0
NCR	103	1	25	15	7	293	18	462

CONFIRMED MEASLES CASES:

There were 128 confirmed cases. This is 2,033% higher than the previous 3-year average (2015 – 2017) of 6 [Figure 3]. Forty-six (35.94%) of the cases were from Taguig City (Table 2). Four (CFR 3.13) died (Table 2/ Figure 4).

Ages of cases ranged from 2 months to 26 years (median 11 months). Fifty-one (39.84%) of those affected belongs to 1-4 years age group (Figure 5). Most 73 (57%) of the cases were male. Of the 63 cases aged 1-year old and above, 21 (33.33%) had previous measles vaccination (Table 3).

Figure 3. Distribution of Confirmed Measles Cases by Morbidity Week

National Capital Region, Alert and Epidemic Threshold, 2015 - 2017 vs. 2018

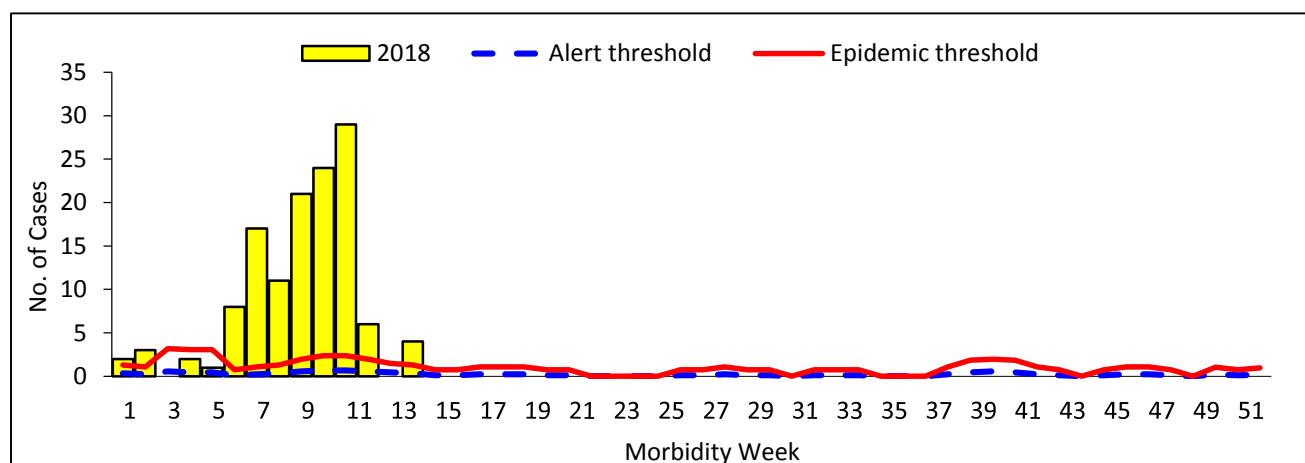


Table 2. Distribution of Confirmed Measles Cases and Deaths by LGU (N=128)

National Capital Region, January 1 – April 14, 2018

LGU	Cases		Change Rate (%)	2018	
	2017	2018		Deaths	CFR (%)
Taguig City	0	46	100	3	6.52
Manila City	5	34	580	0	0
Quezon City	1	14	1,300	1	7.14
Pasig City	0	12	100	0	0
Caloocan City	1	6	500	0	0
Makati City	1	4	300	0	0
Marikina City	0	4	100	0	0
Pasay City	0	3	100	0	0
Paranaque City	1	2	100	0	0
Mandaluyong City	0	2	100	0	0
San Juan City	0	1	100	0	0
Malabon City	0	0	0	0	0
Navotas City	0	0	0	0	0
Valenzuela City	0	0	0	0	0
Municipality of Pateros	0	0	0	0	0
Muntinlupa City	0	0	0	0	0
Las Pinas City	0	0	0	0	0
N C R	9	128	1,322	4	3.13

Figure 4. Distribution of Confirmed Measles Cases and Case Fatality Rates by Age-group (N=128)

National Capital Region, January 1 – April 14, 2018

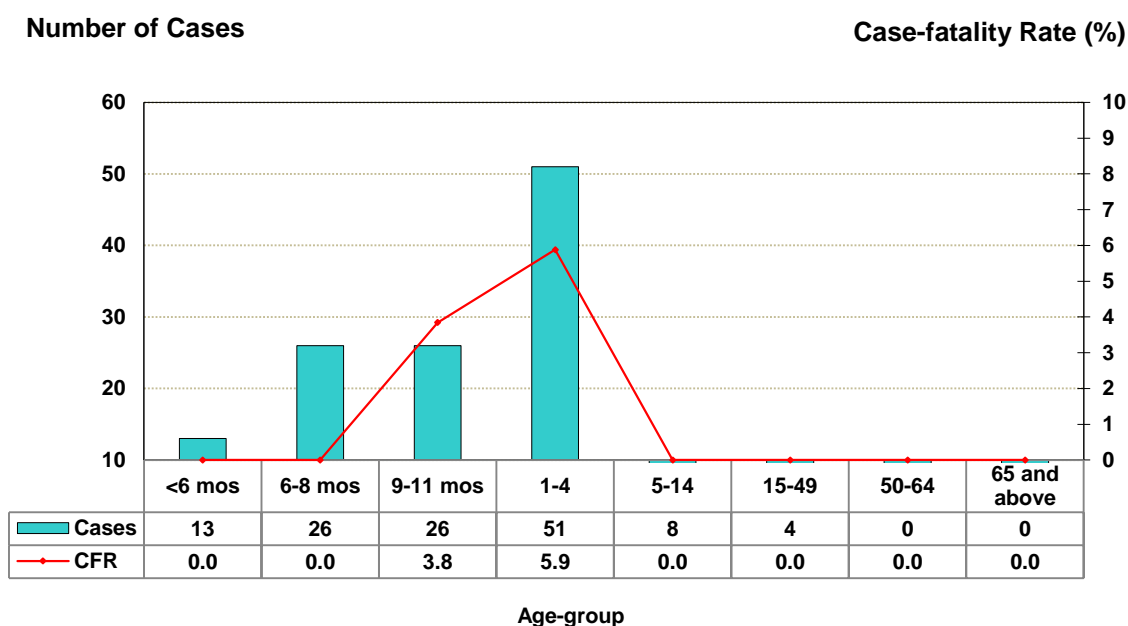


Figure 5. Distribution of Laboratory-confirmed Measles Cases by Age-group and Sex (N=128)
National Capital Region, January 1 – April 14, 2018

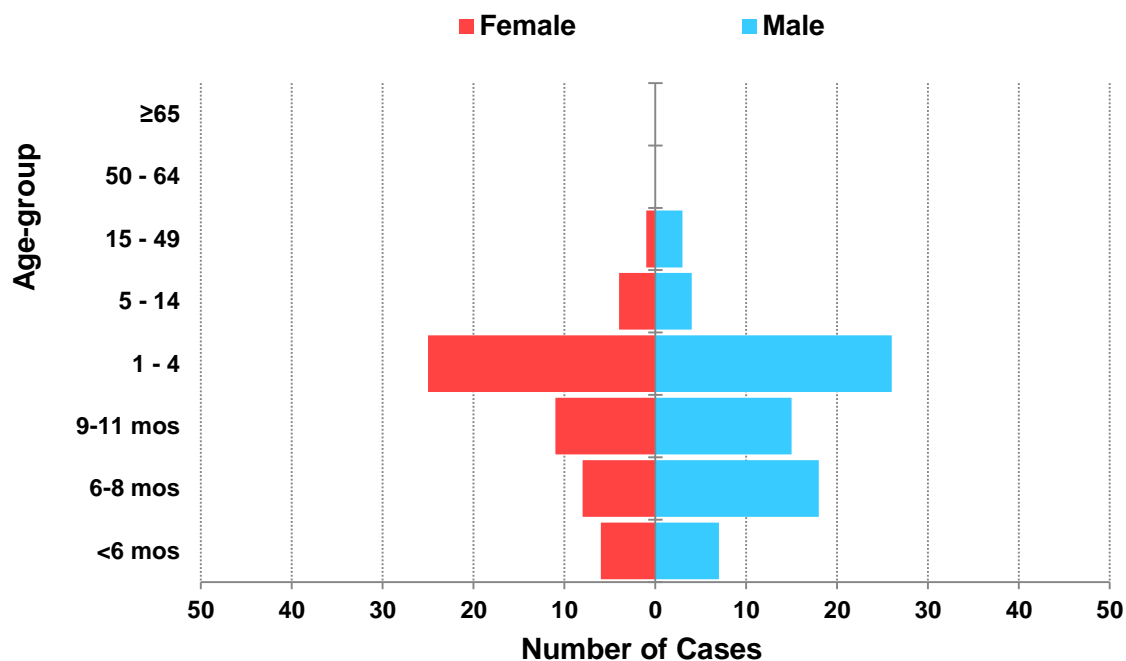


Table 3. Distribution of Confirmed Measles Cases by LGU and Measles Vaccination History (n=63)
National Capital Region, January 1 – April 14, 2018


LGU	Cases	Measles Vac	Vacc. Rate
Taguig City	27	10	37.03
Pasig City	7	4	57.14
Quezon City	5	4	80
Caloocan City	3	1	33.33
Manila City	15	1	6.67
Parañaque City	2	0	0
Pasay City	2	1	50
Marikina City	2	0	0
N C R	63	21	33.33

CLUSTERING OF SUSPECT MEASLES CASES: Clustering of suspect measles cases was noted in the cities of Mandaluyong, Manila, Pasig, Quezon and Taguig.

Table 4. Barangays/Puroks with Clustering of Suspect Measles Cases
National Capital Region, MW 12 – MW 15, 2018


MUNCITY	BARANGAY	CASES			
		MW12	MW13	MW14	MW15
MANDALUYONG CITY	ADDITION HILLS	3	0	1	1
MANILA	TONDO	1	1	1	0
	BARANGAY 265	1	0	2	0
	BASECO	0	3	0	0
	BARANGAY 312	3	0	0	0
	SANTA CRUZ	0	0	3	0
	BARANGAY 105	4	6	8	6
	BARANGAY 231	2	0	1	0
	BARANGAY 1	0	1	2	0
	BARANGAY 649	1	2	0	1
PASIG CITY	PINAGBUHATAN	2	1	1	0
QUEZON CITY	PAYATAS	2	0	2	1
	BATASAN HILLS	1	0	1	1
	HOLY SPIRIT	1	2	0	0
	ESCOPA III	2	0	0	1
	COMMONWEALTH	1	1	1	0
	MARILAG	1	3	0	0
	MATANDANG BALARA	2	1	0	0
	PANSOL	1	2	0	0
TAGUIG CITY	UPPER BICUTAN	0	1	2	0
	PINAGSAMA	1	0	0	2
	MAHARLIKA VILLAGE	0	2	1	2

Prepared by:

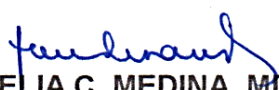

JOSEPH ADRIANE M. LOTERIA, RN
Nurse II, EHEC

Noted by:



PHILIP PATRICK C. CO, MD, MPM
Head, EHEC


MA. SAMPAGUITA J. PASCUAL, RN, PHSAE
Nurse V, EHEC

Recommending Approval:


AMELIA C. MEDINA, MD, MPH
Chief, Local Health Support Division

Approved:


CORAZON I. FLORES, MD, MPH, CESO IV
OIC- Director IV