



HIV/AIDS Cases in Pasay City

Table 1. HIV/AIDS cases by class and sex, Pasay City (N=1,032)

| Pasay | | Jan-Dec 2017 | 1984-Present |
|---------------------|--------|--------------|--------------|
| AIDS | Female | 1 | 11 |
| | Male | 12 | 75 |
| Asymptomatic | Female | 7 | 43 |
| | Male | 176 | 903 |
| Total | | 196 | 1032 |

Table 2. HIV/AIDS cases by class, sex and year, Pasay City (N=1,032)

| Year | AIDS | | Asymptomatic | |
|--------------|-----------|-----------|--------------|------------|
| | Female | Male | Female | Male |
| 1984 | 0 | 0 | 0 | 0 |
| 1985 | 0 | 0 | 0 | 0 |
| 1986 | 0 | 0 | 0 | 0 |
| 1987 | 0 | 0 | 0 | 0 |
| 1988 | 0 | 0 | 0 | 0 |
| 1989 | 0 | 0 | 0 | 0 |
| 1990 | 1 | 1 | 1 | 0 |
| 1991 | 0 | 0 | 1 | 2 |
| 1992 | 0 | 0 | 0 | 0 |
| 1993 | 4 | 0 | 4 | 0 |
| 1994 | 1 | 0 | 0 | 0 |
| 1995 | 0 | 0 | 1 | 1 |
| 1996 | 0 | 0 | 1 | 0 |
| 1997 | 1 | 0 | 0 | 0 |
| 1998 | 1 | 0 | 0 | 1 |
| 1999 | 0 | 0 | 0 | 1 |
| 2000 | 0 | 1 | 0 | 0 |
| 2001 | 0 | 0 | 0 | 2 |
| 2002 | 1 | 2 | 2 | 1 |
| 2003 | 0 | 2 | 1 | 3 |
| 2004 | 0 | 2 | 1 | 1 |
| 2005 | 0 | 0 | 0 | 3 |
| 2006 | 0 | 0 | 1 | 4 |
| 2007 | 0 | 0 | 1 | 11 |
| 2008 | 0 | 0 | 1 | 13 |
| 2009 | 0 | 4 | 0 | 20 |
| 2010 | 0 | 0 | 1 | 34 |
| 2011 | 0 | 4 | 1 | 56 |
| 2012 | 0 | 5 | 0 | 67 |
| 2013 | 0 | 6 | 4 | 99 |
| 2014 | 0 | 7 | 4 | 105 |
| 2015 | 0 | 7 | 6 | 130 |
| 2016 | 1 | 22 | 5 | 173 |
| 2017 | 1 | 12 | 7 | 176 |
| Total | 11 | 75 | 43 | 903 |

Table 3. HIV/AIDS cases by age, sex and year, Pasay City (N=1,032)

| YEAR | <15 | | 15-19 | | 20-24 | | 25-29 | | 30-34 | | 35-39 | | 40-44 | | 45-49 | | >49 | | Total |
|--------------|----------|----------|----------|-----------|-----------|------------|-----------|------------|-----------|------------|----------|-----------|----------|-----------|----------|-----------|----------|-----------|-------------|
| | F | M | F | M | F | M | F | M | F | M | F | M | F | M | F | M | F | M | |
| 1984 | 0 | 0 | 0 | 0 | 0 | 0 | 0 | 0 | 0 | 0 | 0 | 0 | 0 | 0 | 0 | 0 | 0 | 0 | 0 |
| 1985 | 0 | 0 | 0 | 0 | 0 | 0 | 0 | 0 | 0 | 0 | 0 | 0 | 0 | 0 | 0 | 0 | 0 | 0 | 0 |
| 1986 | 0 | 0 | 0 | 0 | 0 | 0 | 0 | 0 | 0 | 0 | 0 | 0 | 0 | 0 | 0 | 0 | 0 | 0 | 0 |
| 1987 | 0 | 0 | 0 | 0 | 0 | 0 | 0 | 0 | 0 | 0 | 0 | 0 | 0 | 0 | 0 | 0 | 0 | 0 | 0 |
| 1988 | 0 | 0 | 0 | 0 | 0 | 0 | 0 | 0 | 0 | 0 | 0 | 0 | 0 | 0 | 0 | 0 | 0 | 0 | 0 |
| 1989 | 0 | 0 | 0 | 0 | 0 | 0 | 0 | 0 | 0 | 0 | 0 | 0 | 0 | 0 | 0 | 0 | 0 | 0 | 0 |
| 1990 | 0 | 0 | 0 | 0 | 1 | 0 | 1 | 1 | 0 | 0 | 0 | 0 | 0 | 0 | 0 | 0 | 0 | 0 | 3 |
| 1991 | 0 | 0 | 0 | 0 | 1 | 0 | 0 | 0 | 0 | 1 | 0 | 1 | 0 | 0 | 0 | 0 | 0 | 0 | 3 |
| 1992 | 0 | 0 | 0 | 0 | 0 | 0 | 0 | 0 | 0 | 0 | 0 | 0 | 0 | 0 | 0 | 0 | 0 | 0 | 0 |
| 1993 | 0 | 0 | 1 | 0 | 5 | 0 | 2 | 0 | 0 | 0 | 0 | 0 | 0 | 0 | 0 | 0 | 0 | 0 | 8 |
| 1994 | 0 | 0 | 0 | 0 | 1 | 0 | 0 | 0 | 0 | 0 | 0 | 0 | 0 | 0 | 0 | 0 | 0 | 0 | 1 |
| 1995 | 0 | 0 | 0 | 0 | 0 | 0 | 0 | 0 | 0 | 0 | 1 | 0 | 0 | 1 | 0 | 0 | 0 | 0 | 2 |
| 1996 | 0 | 0 | 0 | 0 | 1 | 0 | 0 | 0 | 0 | 0 | 0 | 0 | 0 | 0 | 0 | 0 | 0 | 0 | 1 |
| 1997 | 0 | 0 | 0 | 0 | 1 | 0 | 0 | 0 | 0 | 0 | 0 | 0 | 0 | 0 | 0 | 0 | 0 | 0 | 1 |
| 1998 | 0 | 0 | 0 | 0 | 1 | 0 | 0 | 0 | 0 | 0 | 0 | 1 | 0 | 0 | 0 | 0 | 0 | 0 | 2 |
| 1999 | 0 | 1 | 0 | 0 | 0 | 0 | 0 | 0 | 0 | 0 | 0 | 0 | 0 | 0 | 0 | 0 | 0 | 0 | 1 |
| 2000 | 0 | 0 | 0 | 0 | 0 | 0 | 0 | 0 | 0 | 0 | 0 | 0 | 0 | 1 | 0 | 0 | 0 | 0 | 1 |
| 2001 | 0 | 0 | 0 | 0 | 0 | 1 | 0 | 0 | 0 | 0 | 0 | 0 | 0 | 1 | 0 | 0 | 0 | 0 | 2 |
| 2002 | 0 | 0 | 0 | 0 | 0 | 0 | 1 | 0 | 2 | 0 | 0 | 1 | 0 | 2 | 0 | 0 | 0 | 0 | 6 |
| 2003 | 0 | 0 | 0 | 0 | 0 | 0 | 0 | 0 | 1 | 2 | 0 | 1 | 0 | 1 | 0 | 1 | 0 | 0 | 6 |
| 2004 | 0 | 0 | 0 | 0 | 0 | 0 | 0 | 0 | 0 | 2 | 1 | 0 | 0 | 1 | 0 | 0 | 0 | 0 | 4 |
| 2005 | 0 | 0 | 0 | 0 | 0 | 1 | 0 | 1 | 0 | 0 | 0 | 0 | 0 | 1 | 0 | 0 | 0 | 0 | 3 |
| 2006 | 0 | 0 | 0 | 0 | 0 | 1 | 1 | 2 | 0 | 0 | 0 | 0 | 0 | 0 | 0 | 0 | 0 | 1 | 5 |
| 2007 | 0 | 0 | 0 | 0 | 0 | 0 | 0 | 5 | 0 | 4 | 0 | 1 | 1 | 0 | 0 | 1 | 0 | 0 | 12 |
| 2008 | 0 | 0 | 0 | 0 | 0 | 4 | 0 | 3 | 1 | 2 | 0 | 3 | 0 | 0 | 0 | 0 | 0 | 1 | 14 |
| 2009 | 0 | 0 | 0 | 0 | 0 | 10 | 0 | 5 | 0 | 5 | 0 | 1 | 0 | 2 | 0 | 1 | 0 | 0 | 24 |
| 2010 | 0 | 0 | 0 | 1 | 1 | 9 | 0 | 14 | 0 | 6 | 0 | 0 | 0 | 2 | 0 | 2 | 0 | 0 | 35 |
| 2011 | 0 | 0 | 0 | 2 | 0 | 16 | 0 | 17 | 0 | 11 | 1 | 10 | 0 | 4 | 0 | 0 | 0 | 0 | 61 |
| 2012 | 0 | 0 | 0 | 1 | 0 | 26 | 0 | 23 | 0 | 10 | 0 | 7 | 0 | 2 | 0 | 3 | 0 | 0 | 72 |
| 2013 | 0 | 0 | 0 | 1 | 1 | 26 | 0 | 35 | 2 | 22 | 1 | 6 | 0 | 11 | 0 | 3 | 0 | 1 | 109 |
| 2014 | 0 | 0 | 0 | 1 | 1 | 26 | 1 | 43 | 1 | 25 | 1 | 7 | 0 | 6 | 0 | 3 | 0 | 1 | 116 |
| 2015 | 0 | 0 | 0 | 2 | 3 | 29 | 0 | 49 | 0 | 19 | 0 | 25 | 1 | 7 | 1 | 3 | 1 | 3 | 143 |
| 2016 | 0 | 0 | 1 | 6 | 1 | 43 | 2 | 64 | 0 | 43 | 0 | 20 | 1 | 9 | 0 | 3 | 1 | 7 | 201 |
| 2017 | 0 | 2 | 0 | 8 | 1 | 41 | 2 | 65 | 3 | 36 | 1 | 9 | 0 | 11 | 0 | 7 | 1 | 9 | 196 |
| Total | 0 | 3 | 2 | 22 | 19 | 233 | 10 | 327 | 10 | 188 | 6 | 93 | 3 | 62 | 1 | 27 | 3 | 23 | 1032 |

Table 4. HIV/AIDS cases by mode of transmission and year, Pasay City (N=1,032)


| Year | Bisexual | Heterosexual | Homosexual | Perinatal | Others | Unknown | Total |
|------|----------|--------------|------------|-----------|--------|---------|-------|
| 1984 | 0 | 0 | 0 | 0 | 0 | 0 | 0 |
| 1985 | 0 | 0 | 0 | 0 | 0 | 0 | 0 |
| 1986 | 0 | 0 | 0 | 0 | 0 | 0 | 0 |
| 1987 | 0 | 0 | 0 | 0 | 0 | 0 | 0 |
| 1988 | 0 | 0 | 0 | 0 | 0 | 0 | 0 |
| 1989 | 0 | 0 | 0 | 0 | 0 | 0 | 0 |
| 1990 | 0 | 2 | 1 | 0 | 0 | 0 | 3 |
| 1991 | 0 | 1 | 0 | 0 | 0 | 2 | 3 |
| 1992 | 0 | 0 | 0 | 0 | 0 | 0 | 0 |
| 1993 | 0 | 8 | 0 | 0 | 0 | 0 | 8 |
| 1994 | 0 | 1 | 0 | 0 | 0 | 0 | 1 |
| 1995 | 0 | 0 | 0 | 0 | 0 | 2 | 2 |
| 1996 | 0 | 1 | 0 | 0 | 0 | 0 | 1 |
| 1997 | 0 | 1 | 0 | 0 | 0 | 0 | 1 |
| 1998 | 0 | 1 | 1 | 0 | 0 | 0 | 2 |
| 1999 | 0 | 0 | 0 | 1 | 0 | 0 | 1 |
| 2000 | 0 | 0 | 1 | 0 | 0 | 0 | 1 |
| 2001 | 0 | 2 | 0 | 0 | 0 | 0 | 2 |
| 2002 | 0 | 3 | 3 | 0 | 0 | 0 | 6 |

| | | | | | | | |
|-------|------------|------------|------------|----------|----------|----------|-------------|
| 2003 | 1 | 4 | 0 | 0 | 0 | 1 | 6 |
| 2004 | 1 | 2 | 1 | 0 | 0 | 0 | 4 |
| 2005 | 0 | 0 | 1 | 0 | 0 | 2 | 3 |
| 2006 | 0 | 4 | 0 | 0 | 0 | 1 | 5 |
| 2007 | 6 | 3 | 3 | 0 | 0 | 0 | 12 |
| 2008 | 2 | 3 | 9 | 0 | 0 | 0 | 14 |
| 2009 | 10 | 0 | 14 | 0 | 0 | 0 | 24 |
| 2010 | 12 | 6 | 17 | 0 | 0 | 0 | 35 |
| 2011 | 27 | 5 | 29 | 0 | 0 | 0 | 61 |
| 2012 | 0 | 6 | 66 | 0 | 0 | 0 | 72 |
| 2013 | 0 | 12 | 97 | 0 | 0 | 0 | 109 |
| 2014 | 43 | 13 | 60 | 0 | 0 | 0 | 116 |
| 2015 | 49 | 22 | 72 | 0 | 0 | 0 | 143 |
| 2016 | 61 | 21 | 119 | 0 | 0 | 0 | 201 |
| 2017 | 45 | 27 | 122 | 2 | 0 | 0 | 196 |
| Total | 257 | 148 | 616 | 3 | 0 | 8 | 1032 |


Prepared by:


CLARENCE J. FERNANDEZ, RN
 HIV/AIDS Surveillance Assistant


Noted by:


PHILIP PATRICK C. CO, MD, MPM
 Head, Epidemiology and Health Emergency Cluster

Recommending Approval:


AMELIA C. MEDINA, MD, MPH
 Chief, Local Health Support Division

Approved:


ARIELI I. VALENCIA, MD, MPH, CESO III
 Director IV