



## HIV/AIDS Cases in Makati City

**Table 1. HIV/AIDS cases by class and sex, Makati City (N=2,021)**

Makati		Jan-Dec 2017	1984-Present
AIDS	Female	3	8
	Male	26	96
Asymptomatic	Female	7	58
	Male	306	1859
<b>Total</b>		<b>342</b>	<b>2021</b>

**Table 2. HIV/AIDS cases by class, sex and year, Makati City (N=2,021)**

Year	AIDS		Asymptomatic	
	Female	Male	Female	Male
1984	0	0	0	0
1985	0	0	0	0
1986	0	0	0	0
1987	0	0	0	0
1988	0	0	0	0
1989	0	0	0	0
1990	0	1	1	0
1991	1	0	0	2
1992	0	0	0	0
1993	1	2	0	0
1994	0	0	0	1
1995	1	0	0	1
1996	0	0	0	3
1997	0	0	0	0
1998	0	0	0	0
1999	0	2	0	1
2000	0	0	0	0
2001	0	0	1	2
2002	0	3	1	6
2003	0	0	0	2
2004	0	0	2	3
2005	0	0	4	2
2006	0	1	0	6
2007	0	2	0	19
2008	0	0	3	33
2009	0	1	2	50
2010	0	0	6	104
2011	1	7	4	133
2012	0	4	5	170
2013	0	7	4	226
2014	0	15	4	202
2015	0	6	8	259
2016	1	19	6	328
2017	3	26	7	306
<b>Total</b>	<b>8</b>	<b>96</b>	<b>58</b>	<b>1859</b>

**Table 3. HIV/AIDS cases by age, sex and year, Makati City (N=2,021)**

YEAR	<15		15-19		20-24		25-29		30-34		35-39		40-44		45-49		>49		Total
	F	M	F	M	F	M	F	M	F	M	F	M	F	M	F	M	F	M	
1984	0	0	0	0	0	0	0	0	0	0	0	0	0	0	0	0	0	0	0
1985	0	0	0	0	0	0	0	0	0	0	0	0	0	0	0	0	0	0	0
1986	0	0	0	0	0	0	0	0	0	0	0	0	0	0	0	0	0	0	0
1987	0	0	0	0	0	0	0	0	0	0	0	0	0	0	0	0	0	0	0
1988	0	0	0	0	0	0	0	0	0	0	0	0	0	0	0	0	0	0	0
1989	0	0	0	0	0	0	0	0	0	0	0	0	0	0	0	0	0	0	0
1990	0	0	0	0	0	0	1	0	0	1	0	0	0	0	0	0	0	0	2
1991	0	0	0	0	0	0	0	1	0	0	0	1	0	0	0	0	1	0	3
1992	0	0	0	0	0	0	0	0	0	0	0	0	0	0	0	0	0	0	0
1993	0	0	0	0	0	0	1	0	0	0	0	0	0	1	0	1	0	0	3
1994	0	0	0	0	0	0	0	0	0	0	0	1	0	0	0	0	0	0	1
1995	0	0	0	0	1	0	0	0	0	0	0	0	0	1	0	0	0	0	2
1996	0	0	0	0	0	1	0	0	0	0	0	2	0	0	0	0	0	0	3
1997	0	0	0	0	0	0	0	0	0	0	0	0	0	0	0	0	0	0	0
1998	0	0	0	0	0	0	0	0	0	0	0	0	0	0	0	0	0	0	0
1999	0	1	0	0	0	0	0	1	0	0	0	0	0	0	0	1	0	0	3
2000	0	0	0	0	0	0	0	0	0	0	0	0	0	0	0	0	0	0	0
2001	0	0	0	0	0	1	0	0	0	0	0	1	1	0	0	0	0	0	3
2002	0	0	0	0	0	0	0	0	1	4	0	2	0	1	0	1	0	1	10
2003	0	0	0	0	0	0	0	1	0	1	0	0	0	0	0	0	0	0	2
2004	0	0	0	0	1	1	1	0	0	0	0	0	0	0	0	1	0	1	5
2005	0	0	1	0	0	2	2	0	0	0	0	0	1	0	0	0	0	0	6
2006	0	0	0	0	0	1	0	2	0	2	0	0	0	0	0	2	0	0	7
2007	0	0	0	1	0	2	0	7	0	6	0	4	0	0	0	1	0	0	21
2008	0	0	0	0	0	6	2	13	1	6	0	3	0	3	0	0	0	2	36
2009	0	0	0	3	1	11	1	16	0	6	0	7	0	6	0	0	0	2	53
2010	0	1	0	1	3	26	0	39	2	23	1	6	0	5	0	0	0	3	110
2011	1	0	0	3	0	27	1	59	1	29	1	9	0	7	1	2	0	4	145
2012	0	1	0	7	0	27	3	69	0	33	0	16	1	6	0	8	1	7	179
2013	0	0	0	10	0	50	1	75	1	55	1	19	1	16	0	1	0	7	237
2014	0	0	0	1	3	33	0	79	0	53	0	22	0	13	1	8	0	8	221
2015	0	0	0	9	2	53	2	86	2	55	1	31	1	14	0	6	0	11	273
2016	0	1	0	6	0	84	3	102	3	85	0	36	0	15	1	12	0	6	354
2017	0	0	0	14	3	68	3	124	1	67	0	35	0	9	2	8	1	7	342
<b>Total</b>	<b>1</b>	<b>4</b>	<b>1</b>	<b>55</b>	<b>14</b>	<b>393</b>	<b>21</b>	<b>674</b>	<b>12</b>	<b>426</b>	<b>4</b>	<b>195</b>	<b>5</b>	<b>97</b>	<b>5</b>	<b>52</b>	<b>3</b>	<b>59</b>	<b>2021</b>

**Table 4. HIV/AIDS cases by mode of transmission and year, Makati City (N=2,021)**


Year	Bisexual	Heterosexual	Homosexual	Perinatal	Others	Unknown	Total
1984	0	0	0	0	0	0	0
1985	0	0	0	0	0	0	0
1986	0	0	0	0	0	0	0
1987	0	0	0	0	0	0	0
1988	0	0	0	0	0	0	0
1989	0	0	0	0	0	0	0
1990	0	1	1	0	0	0	2
1991	0	1	1	0	1	0	3
1992	0	3	0	0	0	0	3
1993	0	0	0	0	0	0	0
1994	0	0	0	0	0	1	1
1995	0	2	0	0	0	0	2
1996	0	2	0	0	1	0	3
1997	0	0	0	0	0	0	0
1998	0	0	0	0	0	0	0
1999	0	0	2	1	0	0	3
2000	0	0	0	0	0	0	0
2001	0	1	1	0	1	0	3
2002	1	2	7	0	0	0	10

<b>2003</b>	0	1	1	0	0	0	2
<b>2004</b>	0	4	0	0	0	1	5
<b>2005</b>	1	4	0	0	0	1	6
<b>2006</b>	2	2	3	0	0	0	7
<b>2007</b>	7	3	11	0	0	0	21
<b>2008</b>	10	9	17	0	0	0	36
<b>2009</b>	15	6	32	0	0	0	53
<b>2010</b>	31	16	62	1	0	0	110
<b>2011</b>	53	14	77	1	0	0	145
<b>2012</b>	54	21	103	1	0	0	179
<b>2013</b>	0	23	214	0	0	0	237
<b>2014</b>	67	28	126	0	0	0	221
<b>2015</b>	80	38	155	0	0	0	273
<b>2016</b>	114	34	205	1	0	0	354
<b>2017</b>	82	49	205	0	0	6	342
<b>Total</b>	<b>517</b>	<b>264</b>	<b>1223</b>	<b>5</b>	<b>3</b>	<b>9</b>	<b>2021</b>


Prepared by:

  
**CLARENCE J. FERNANDEZ, RN**  
 HIV/AIDS Surveillance Assistant


Noted by:

  
**PHILIP PATRICK C. CO, MD, MPM**  
 Head, Epidemiology and Health Emergency Cluster

Recommending Approval:

  
**AMELIA C. MEDINA, MD, MPH**  
 Chief, Local Health Support Division

Approved:

  
**ARIELI I. VALENCIA, MD, MPH, CESO III**  
 Director IV