



### HIV/AIDS Cases in Las Piñas City

**Table 1. HIV/AIDS cases by class and sex, Las Piñas City (N=744)**

Las Piñas City		Jan-Dec 2017	1984-Present
<b>AIDS</b>	<b>Female</b>	0	4
	<b>Male</b>	16	46
<b>Asymptomatic</b>	<b>Female</b>	4	31
	<b>Male</b>	133	663
<b>Total</b>		<b>153</b>	<b>744</b>

**Table 2. HIV/AIDS cases by class, sex and year, Las Piñas City (N=744)**

Year	AIDS		Asymptomatic	
	Female	Male	Female	Male
1984	0	0	0	0
1985	0	0	0	0
1986	0	0	0	0
1987	0	0	0	0
1988	0	0	0	0
1989	0	0	0	0
1990	0	0	0	0
1991	0	0	0	0
1992	0	0	2	1
1993	0	0	1	0
1994	0	0	1	1
1995	0	0	0	0
1996	1	0	0	0
1997	0	0	0	0
1998	0	0	0	0
1999	0	0	0	0
2000	0	0	0	1
2001	0	0	0	1
2002	0	0	0	2
2003	0	0	0	3
2004	0	0	1	2
2005	0	0	0	1
2006	0	1	2	2
2007	0	1	0	7
2008	0	1	0	10
2009	0	0	2	21
2010	0	2	1	27
2011	0	1	2	40
2012	0	2	3	51
2013	1	5	1	64
2014	0	5	4	64
2015	0	3	5	118
2016	2	9	2	114
2017	0	16	4	133
<b>Total</b>	<b>4</b>	<b>46</b>	<b>31</b>	<b>663</b>

**Table 3. HIV/AIDS cases by age, sex and year, Las Piñas City (N=744)**

YEAR	<15		15-19		20-24		25-29		30-34		35-39		40-44		45-49		>49		Total
	F	M	F	M	F	M	F	M	F	M	F	M	F	M	F	M	F	M	
1984	0	0	0	0	0	0	0	0	0	0	0	0	0	0	0	0	0	0	0
1985	0	0	0	0	0	0	0	0	0	0	0	0	0	0	0	0	0	0	0
1986	0	0	0	0	0	0	0	0	0	0	0	0	0	0	0	0	0	0	0
1987	0	0	0	0	0	0	0	0	0	0	0	0	0	0	0	0	0	0	0
1988	0	0	0	0	0	0	0	0	0	0	0	0	0	0	0	0	0	0	0
1989	0	0	0	0	0	0	0	0	0	0	0	0	0	0	0	0	0	0	0
1990	0	0	0	0	0	0	0	0	0	0	0	0	0	0	0	0	0	0	0
1991	0	0	0	0	0	0	0	0	0	0	0	0	0	0	0	0	0	0	0
1992	0	0	0	0	1	0	0	1	0	0	0	0	1	0	0	0	0	0	3
1993	0	0	0	0	0	0	0	0	0	0	1	0	0	0	0	0	0	0	1
1994	0	0	0	0	0	0	0	0	0	1	1	0	0	0	0	0	0	0	2
1995	0	0	0	0	0	0	0	0	0	0	0	0	0	0	0	0	0	0	0
1996	0	0	0	0	0	0	1	0	0	0	0	0	0	0	0	0	0	0	1
1997	0	0	0	0	0	0	0	0	0	0	0	0	0	0	0	0	0	0	0
1998	0	0	0	0	0	0	0	0	0	0	0	0	0	0	0	0	0	0	0
1999	0	0	0	0	0	0	0	0	0	0	0	0	0	0	0	0	0	0	0
2000	0	0	0	0	0	0	0	0	0	1	0	0	0	0	0	0	0	0	1
2001	0	0	0	0	0	0	0	0	0	0	0	0	0	0	0	0	0	1	1
2002	0	0	0	0	0	0	0	0	0	1	0	0	0	0	0	0	0	1	2
2003	0	0	0	0	0	0	0	0	0	1	0	2	0	0	0	0	0	0	3
2004	0	0	0	0	0	1	0	0	0	0	1	1	0	0	0	0	0	0	3
2005	0	0	0	0	0	0	0	0	0	0	0	0	0	0	0	0	0	1	1
2006	0	0	0	0	0	0	1	1	1	1	0	1	0	0	0	0	0	0	5
2007	0	0	0	0	0	1	0	0	0	2	0	0	0	5	0	0	0	0	8
2008	0	0	0	0	0	6	0	3	0	1	0	0	0	0	0	0	1	1	11
2009	0	0	0	0	0	4	1	5	0	5	1	6	0	0	0	1	0	0	23
2010	0	0	0	0	0	11	1	8	0	3	0	2	0	1	0	2	0	2	30
2011	0	0	0	1	1	9	0	20	0	5	0	2	0	4	0	0	1	0	43
2012	0	0	0	0	0	11	0	22	2	12	0	3	1	4	0	1	0	0	56
2013	0	0	0	3	0	18	0	21	0	14	1	5	0	1	0	6	1	1	71
2014	0	0	1	2	0	10	0	26	0	16	1	7	1	1	1	2	0	5	73
2015	0	0	1	3	0	33	2	42	1	20	0	15	1	3	0	3	0	2	126
2016	0	0	0	7	0	24	1	43	3	22	0	17	0	1	0	7	0	2	127
2017	0	0	0	7	2	33	0	47	1	30	0	14	0	8	1	8	0	2	153
<b>Total</b>	<b>0</b>	<b>0</b>	<b>2</b>	<b>23</b>	<b>4</b>	<b>161</b>	<b>7</b>	<b>239</b>	<b>8</b>	<b>135</b>	<b>6</b>	<b>75</b>	<b>4</b>	<b>28</b>	<b>2</b>	<b>30</b>	<b>2</b>	<b>18</b>	<b>744</b>

**Table 4. HIV/AIDS cases by mode of transmission and year, Las Piñas City (N=744)**


Year	Bisexual	Heterosexual	Homosexual	Perinatal	Others	Unknown	Total
1984	0	0	0	0	0	0	0
1985	0	0	0	0	0	0	0
1986	0	0	0	0	0	0	0
1987	0	0	0	0	0	0	0
1988	0	0	0	0	0	0	0
1989	0	0	0	0	0	0	0
1990	0	0	0	0	0	0	0
1991	0	0	0	0	0	0	0
1992	0	2	0	0	0	1	3
1993	0	1	0	0	0	0	1
1994	0	1	1	0	0	0	2
1995	0	0	0	0	0	0	0
1996	0	1	0	0	0	0	1
1997	0	0	0	0	0	0	0
1998	0	0	0	0	0	0	0
1999	0	0	0	0	0	0	0
2000	0	1	0	0	0	0	1
2001	0	1	0	0	0	0	1
2002	0	2	0	0	0	0	2

<b>2003</b>	1	1	1	0	0	0	3
<b>2004</b>	0	2	1	0	0	0	3
<b>2005</b>	0	0	0	0	1	0	1
<b>2006</b>	0	3	2	0	0	0	5
<b>2007</b>	3	3	2	0	0	0	8
<b>2008</b>	5	1	5	0	0	0	11
<b>2009</b>	9	6	8	0	0	0	23
<b>2010</b>	12	4	14	0	0	0	30
<b>2011</b>	20	6	17	0	0	0	43
<b>2012</b>	0	4	52	0	0	0	56
<b>2013</b>	0	11	60	0	0	0	71
<b>2014</b>	16	15	42	0	0	0	73
<b>2015</b>	36	18	72	0	0	0	126
<b>2016</b>	41	15	71	0	0	0	127
<b>2017</b>	34	9	109	0	0	1	153
<b>Total</b>	<b>177</b>	<b>107</b>	<b>457</b>	<b>0</b>	<b>1</b>	<b>2</b>	<b>744</b>


Prepared by:

  
**CLARENCE J. FERNANDEZ, RN**  
 HIV/AIDS Surveillance Assistant


Noted by:

  
**PHILIP PATRICK C. CO, MD, MPM**  
 Head, Epidemiology and Health Emergency Cluster

Recommending Approval:

  
**AMELIA C. MEDINA, MD, MPH**  
 Chief, Local Health Support Division

Approved:

  
**ARIELI I. VALENCIA, MD, MPH, CESO III**  
 Director IV