



### HIV/AIDS Cases in Caloocan City

**Table 1. HIV/AIDS cases by class and sex, Caloocan City (N=1,466)**

Caloocan City		Jan-Dec 2017	1984-Present
AIDS	Female	2	9
	Male	50	152
Asymptomatic	Female	6	58
	Male	272	1247
<b>Total</b>		<b>330</b>	<b>1466</b>

**Table 2. HIV/AIDS cases by class, sex and year, Caloocan City (N=1,466)**

Year	AIDS		Asymptomatic	
	Female	Male	Female	Male
1984	0	0	0	0
1985	0	0	0	0
1986	0	0	0	0
1987	0	0	0	0
1988	0	0	1	0
1989	0	0	0	0
1990	0	1	0	1
1991	0	0	1	4
1992	0	0	0	1
1993	0	0	0	1
1994	0	1	0	0
1995	0	1	0	0
1996	1	0	1	0
1997	0	0	0	1
1998	0	0	0	0
1999	0	0	0	0
2000	0	0	0	1
2001	0	3	1	4
2002	0	0	4	0
2003	0	0	2	4
2004	2	2	3	5
2005	0	0	1	0
2006	0	0	4	9
2007	0	1	0	1
2008	0	1	2	6
2009	0	3	3	16
2010	0	0	0	34
2011	0	3	1	59
2012	0	5	1	89
2013	0	13	3	130
2014	1	19	4	155
2015	0	16	9	199
2016	3	33	11	255
2017	2	50	6	272
<b>Total</b>	<b>9</b>	<b>152</b>	<b>58</b>	<b>1247</b>

**Table 3. HIV/AIDS cases by age, sex and year, Caloocan City (N=1,466)**

YEAR	<15		15-19		20-24		25-29		30-34		35-39		40-44		45-49		>49		Total	
	F	M	F	M	F	M	F	M	F	M	F	M	F	M	F	M	F	M		
1984	0	0	0	0	0	0	0	0	0	0	0	0	0	0	0	0	0	0	0	0
1985	0	0	0	0	0	0	0	0	0	0	0	0	0	0	0	0	0	0	0	0
1986	0	0	0	0	0	0	0	0	0	0	0	0	0	0	0	0	0	0	0	0
1987	0	0	0	0	0	0	0	0	0	0	0	0	0	0	0	0	0	0	0	0
1988	0	0	0	0	0	0	1	0	0	0	0	0	0	0	0	0	0	0	0	1
1989	0	0	0	0	0	0	0	0	0	0	0	0	0	0	0	0	0	0	0	0
1990	0	0	0	0	0	1	0	1	0	0	0	0	0	0	0	0	0	0	0	2
1991	0	0	1	0	0	1	0	3	0	0	0	0	0	0	0	0	0	0	0	5
1992	0	0	0	0	0	0	0	1	0	0	0	0	0	0	0	0	0	0	0	1
1993	0	0	0	0	0	0	0	0	0	0	0	0	0	1	0	0	0	0	0	1
1994	0	0	0	0	0	0	0	0	0	0	0	0	0	0	0	0	0	0	1	1
1995	0	0	0	0	0	0	0	0	0	0	0	0	0	1	0	0	0	0	0	1
1996	1	0	0	0	0	0	0	0	0	0	1	0	0	0	0	0	0	0	0	2
1997	0	0	0	0	0	0	0	0	0	0	0	1	0	0	0	0	0	0	0	1
1998	0	0	0	0	0	0	0	0	0	0	0	0	0	0	0	0	0	0	0	0
1999	0	0	0	0	0	0	0	0	0	0	0	0	0	0	0	0	0	0	0	0
2000	0	0	0	0	0	0	0	0	0	0	0	0	0	0	0	0	0	0	1	1
2001	0	0	0	0	0	0	0	2	0	0	0	2	1	3	0	0	0	0	0	8
2002	0	0	0	0	0	0	3	0	0	0	1	0	0	0	0	0	0	0	0	4
2003	0	0	0	0	0	1	0	1	1	1	0	1	1	0	0	0	0	0	0	6
2004	0	0	0	0	0	0	0	1	0	1	4	5	1	0	0	0	0	0	0	12
2005	0	0	0	0	0	0	1	0	0	0	0	0	0	0	0	0	0	0	0	1
2006	0	0	0	0	2	2	0	2	1	3	0	1	0	0	0	0	1	1	1	13
2007	0	0	0	0	0	0	0	0	0	0	0	2	0	0	0	0	0	0	0	2
2008	0	0	0	1	0	1	1	3	1	1	0	1	0	0	0	0	0	0	0	9
2009	0	0	0	1	0	3	1	9	1	4	1	1	0	0	0	0	0	0	1	22
2010	0	0	0	0	0	7	0	11	0	11	0	2	0	2	0	1	0	0	0	34
2011	0	0	0	3	1	16	0	24	0	9	0	1	0	7	0	1	0	1	0	63
2012	0	0	0	3	1	21	0	39	0	17	0	7	0	3	0	0	0	4	0	95
2013	0	0	2	4	0	41	1	48	0	24	0	13	0	3	0	6	0	4	0	146
2014	0	0	0	6	3	50	2	61	0	28	0	11	0	7	0	5	0	6	0	179
2015	1	0	0	8	4	69	1	81	2	28	0	22	1	1	0	2	0	4	0	224
2016	0	0	0	18	4	85	4	91	2	47	1	25	0	13	1	5	2	4	0	302
2017	0	0	1	23	2	86	1	100	2	55	2	29	0	16	0	5	0	8	0	330
Total	2	0	4	67	17	384	16	478	10	229	10	124	4	57	1	25	3	35	0	1466

**Table 4. HIV/AIDS cases by mode of transmission and year, Caloocan City (N=1,466)**


Year	Bisexual	Heterosexual	Homosexual	Perinatal	Others	Unknown	Total
1984	0	0	0	0	0	0	0
1985	0	0	0	0	0	0	0
1986	0	0	0	0	0	0	0
1987	0	0	0	0	0	0	0
1988	0	0	0	0	0	1	1
1989	0	0	0	0	0	0	0
1990	0	1	1	0	0	0	2
1991	1	1	0	0	0	3	5
1992	1	0	0	0	0	0	1
1993	0	1	0	0	0	0	1
1994	0	1	0	0	0	0	1
1995	0	1	0	0	0	0	1
1996	0	1	0	1	0	0	2
1997	0	1	0	0	0	0	1
1998	0	0	0	0	0	0	0
1999	0	0	0	0	0	0	0
2000	0	1	0	0	0	0	1
2001	0	7	1	0	0	0	8
2002	0	4	0	0	0	0	4

2003	0	3	3	0	0	0	6
2004	1	7	1	0	0	3	12
2005	0	1	0	0	0	0	1
2006	0	7	6	0	0	0	13
2007	1	0	1	0	0	0	2
2008	2	5	2	0	0	0	9
2009	8	6	8	0	0	0	22
<b>2010</b>	18	1	15	0	0	0	34
<b>2011</b>	22	9	32	0	0	0	63
<b>2012</b>	19	9	67	0	0	0	95
<b>2013</b>	0	19	127	0	0	0	146
<b>2014</b>	59	19	101	0	0	0	179
<b>2015</b>	77	24	123	0	0	0	224
<b>2016</b>	85	39	178	0	0	0	302
<b>2017</b>	90	35	202	0	0	3	330
<b>Total</b>	<b>384</b>	<b>203</b>	<b>868</b>	<b>1</b>	<b>0</b>	<b>10</b>	<b>1466</b>


Prepared by:

  
**CLARENCE J. FERNANDEZ, RN**  
 HIV/AIDS Surveillance Assistant


Noted by:

  
**PHILIP PATRICK C. CO, MD, MPM**  
 Head, Epidemiology and Health Emergency Cluster

Recommending Approval:

  
**AMELIA C. MEDINA, MD, MPH**  
 Chief, Local Health Support Division

Approved:

  
**ARIELI I. VALENCIA, MD, MPH, CESO III**  
 Director IV