



Republic of the Philippines
Department of Health
NATIONAL CAPITAL REGIONAL OFFICE



Morbidity Week 13

January 1- March 31, 2018

Table 1. Summary of Notifiable Disease/Syndrome
2017 vs. 2018
National Capital Region, January 1 – March 31, 2018

Category I (Immediately Notifiable)	Cases		Change Rate (%)	2018	
	2017	2018		Deaths	CFR (%)
Anthrax	0	0	0	0	0.00
Malaria	2	1	-50	0	0.00
Meningococcal Disease	3	5	67	1	20.00
Paralytic Shellfish	0	0	0	0	0.00
Rabies	6	6	0	3	50.00
<i>Ebola</i>	0	0	0	0	0.00
<i>MERS-CoV</i>	9	5	-44	0	0.00
<i>Zika</i>	88	8	-91	0	0.00

Category II (Weekly Notifiable)	Cases		Change Rate (%)	2018	
	2017	2018		Deaths	CFR (%)
Acute Bloody Diarrhea	41	13	-68	0	0.00
Acute Encephalitis Syndrome	19	17	-11	1	5.88
Acute Hemorrhagic Fever Syndrome	0	0	0	0	0.00
Acute Viral Hepatitis	146	68	-53	1	1.47
Bacterial Meningitis	80	67	-16	3	4.48
Chikungunya	4	1	-75	0	0.00
Cholera	1	0	-100	0	0.00
Dengue	3,680	5,057	37	16	0.32
Hand, Foot and Mouth Disease	153	49	-68	0	0.00
Influenza-like illness	256	428	67	0	0.00
Leptospirosis	77	59	-23	10	16.95
Non-Neonatal Tetanus	28	12	-57	1	8.33
Typhoid and Paratyphoid Fever	137	100	-27	1	1.00

Disclaimer: Figures from previous report may differ due to late reports submitted and further verification.

DENGUE SURVEILLANCE REPORT

Table 2. Distribution of Dengue Cases and Deaths by LGU (N=5,057)
National Capital Region, January 1 – March 31, 2018

LGU	Cases		Change Rate (%)	2018		Total Population	Attack Rate
	2017	2018		Deaths	CFR (%)		
Quezon City†	1,266	1,446	14	3	0.21	2,974,331	4.86
Manila City†	477	753	58	3	0.40	1,803,318	4.18
Caloocan City†	372	645	73	2	0.31	1,604,594	4.02
Parañaque City†	278	334	20	2	0.60	674,488	4.95
Pasig City†	238	291	22	1	0.34	765,131	3.80
Valenzuela City†	120	249	108	0	0.00	628,497	3.96
Marikina City†*	109	246	126	3	1.22	456,608	5.39
Las Piñas City†	116	196	69	1	0.51	596,559	3.29
Makati City†	129	146	13	1	0.68	590,185	2.47
Pasay City†	56	142	154	0	0.00	421,943	3.37
Malabon City†	114	137	20	0	0.00	370,282	3.70
Taguig City	154	131	-15	0	0.00	815,391	1.61
Muntinlupa City†	63	101	60	0	0.00	511,075	1.98
Mandaluyong City†	86	99	15	0	0.00	391,304	2.53
Navotas City†	56	65	16	0	0.00	252,710	2.57
Pateros†	7	39	457	0	0.00	64,671	6.03
San Juan City	39	37	-5	0	0.00	123,770	2.99
N C R	3,680	5,057	37	16	0.32	13,044,857	3.88

*Case-Fatality Rate should be less than 1.

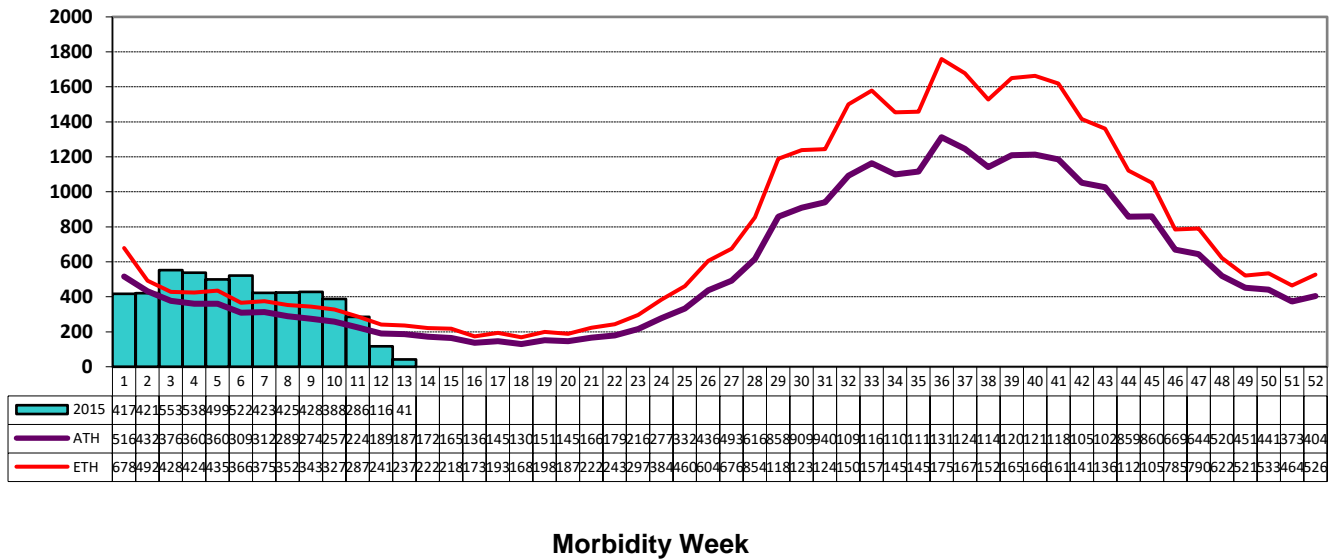
†Increase number of cases

FINDINGS: Partial reports showed there were **5,057** cases admitted at different reporting institutions of the Region from January 1 to March 31, 2018. There were 41 admissions for this week. Pateros has the highest (6.03/10,000 population) attack rate.

There were 16 deaths (CRF 0.32) reported (*Table 2*). This is **37% higher** compared to the same period last year (3,680) [*Table 2*]; and **59% higher** than previous five-year average (2013-2017) [*Figure 1*].

Figure 1. Distribution of Dengue Cases by Morbidity Week
National Capital Region, Alert and Epidemic Threshold, 2013-2017 vs. 2018

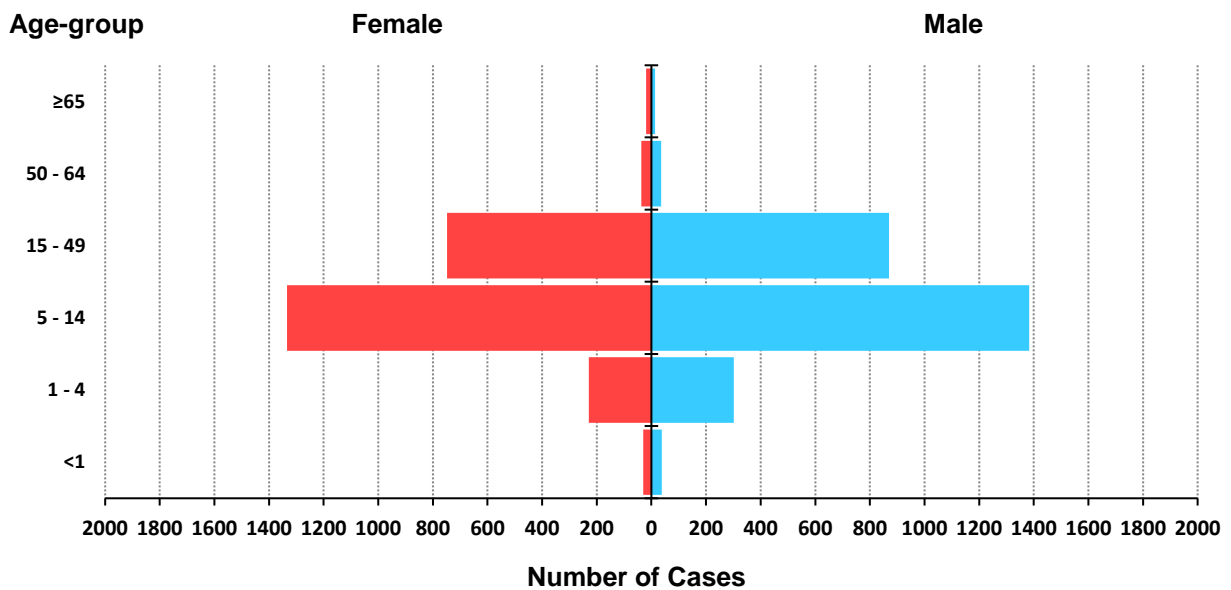
Number of Cases



Profile of Cases

Ages of cases ranged from 1 month to 90 years old (median 12 years). Most 2,717 (54%) of those affected was the 5-14-year age-group (Figure 2). Majority of cases 2,643 (52%) were male.

Figure 2. Distribution of Dengue Cases by Age-group and Sex (n=5,040)
National Capital Region, January 1 – March 31, 2018



*Ages unknown = 17

CLUSTERING OF CASES: Clustering of cases were noted in the Cities of Caloocan, Las Pinas, Makati, Malabon, Manila, Marikina, Muntinlupa, Navotas, Paranaque, Pasig, Pateros, Quezon, Taguig and Valenzuela (Table 3).

Table 3. Barangays with Clustering of Cases
National Capital Region, MW10 – MW13, 2018

LGU	Barangay	CASES				
		MW10	MW11	MW12	MW13	TOTAL
CALOOCAN CITY	Barangay 35	4	0	0	0	4
	Barangay 166	2	1	0	0	3
	Barangay 175	2	2	0	0	4
	Barangay 176	5	5	2	0	12
	Barangay 177	2	1	1	1	5
	Barangay 179	1	2	0	0	3
LAS PINAS CITY	Pamplona Tres	2	2	1	0	5
	Pamplona Uno	2	0	1	0	3
	Pulang Lupa Uno	1	2	0	0	3
	Talon Dos	1	3	0	0	4
MAKATI CITY	Pembo	1	2	0	0	3
MALBON CITY	Longos	2	3	0	0	5
	Potrero	3	1	0	0	4
MANILA	Barangay 155	3	0	0	0	3
	Barangay 212	2	0	1	0	3
MARIKINA CITY	Parang	0	2	3	0	5
	Concepcion Uno	4	0	0	0	4
	Marikina Heights (concepcion)	1	1	1	0	3
MUNTINLUPA CITY	Putatan	1	3	0	0	4
	Bayanan	2	1	0	0	3
	Alabang	0	3	0	0	3
	Tunasan	3	0	0	0	3
	Poblacion	2	3	0	0	5
NAVOTAS CITY	San Jose (POB.)	3	3	0	0	6
PARANAQUE CITY	Don Bosco	7	2	0	0	9
	B. F. Homes	1	2	3	0	6
	San Dionisio	2	4	2	0	8
	San Isidro	3	0	2	0	5
	San Antonio	2	1	1	0	4
	Sun Valley	3	0	1	0	4
	Moonwalk	4	0	2	1	7
PASIG CITY	Manggahan	3	0	0	0	3
	Pinagbuhatan	1	2	0	0	3
	Santa Lucia	0	2	1	0	3
PATEROS	Santa Ana	1	3	0	0	4
QUEZON CITY	DISTRICT I					
	Bahay Toro	3	1	0	0	4
	DISTRICT II					
	Batasan Hills	7	6	1	2	16
	Commonwealth	9	10	5	4	28
	Holy Spirit	4	4	4	1	13
	Payatas	6	3	6	0	15
	DISTRICT III					

E. Rodriguez	3	0	0	0	3
Escopa I	3	0	0	0	3
Matandang Balara	3	2	1	1	7
Pansol	0	0	2	1	3
DISTRICT IV					
Kamuning	1	3	1	0	5
Pinyahan	0	2	0	1	3
Tatalon	5	2	1	0	8
U.P Campus	4	0	0	0	4
DISTRICT V					
Fairview	2	0	2	0	4
Nagkaisang Nayon	1	1	0	1	3
Novaliches Proper	2	2	1	0	5
San Agustin	1	1	1	0	3
San Bartolome	3	0	1	0	4
Santa Monica	0	1	1	1	3
DISTRICT VI					
Baesa	3	1	2	0	6
Culiat	3	1	0	1	5
Pasong Tamo	4	4	4	0	12
Sangandaan	3	4	1	0	8
Sauyo	3	2	2	1	8
Talipapa	2	3	0	0	5
Tandand Sora	0	5	1	1	7
TAGUIG CITY	Western Bicutan	3	0	0	3
	Bignay	1	0	1	3
	Lingunan	1	0	2	3
VALENZUELA CITY	Malanday	2	1	0	3
	Malinta	3	1	0	4
	Marulas	2	2	0	4
	Ugong	0	5	0	5

Prepared by:


ABEGAIL MOISES, RN
 Nurse III – PIDSR Point Person

Noted by:


PHILIP PATRICK CO, MD, MPM
 Head-EHEC

Recommending Approval:


AMELIA C. MEDINA, MD, MPH
 Chief – Local Health Support Division

Approved by:


CORAZON I. FLORES, MD, MPH, CESO IV
 OIC-Director IV

ANNEX A. CASE CLASSIFICATION

Dengue without Warning Signs

- **Suspect**
A previously well person with acute febrile illness of 2-7 days duration plus two of the ff:
 - ✓ Headache
 - ✓ Body Malaise
 - ✓ Myalgia
 - ✓ Arthralgia
 - ✓ Retrop-orbital pain
 - ✓ Anorexia
 - ✓ Nausea
 - ✓ Vomiting
 - ✓ Diarrhea
 - ✓ Flushed skin
 - ✓ Rash (petechial, Herman's sign)
- **Probable**
A suspect case **plus**:
Laboratory test, at least CBC (leucopenia with or without thrombocytopenia) and/ or Dengue NS1, Antigen test or dengue IgM antibody test (optional)
- **Confirmed**
 - Viral culture isolation
 - Polymerase Chain Reaction (PCR)

Dengue with Warning Signs

A previously well person with acute febrile illness of 2-7 days duration plus any of the ff:

- ✓ Abdominal pain or tenderness
- ✓ Persistent vomiting
- ✓ Clinical signs of fluid accumulation
- ✓ Mucosal bleeding
- ✓ Lethargy, restlessness
- ✓ Liver enlargement
- ✓ Laboratory : ↑ in Hct and/or
↓ platelet count

Severe Dengue

A previously well person with acute febrile illness of 2-7 days duration and any of the clinical manifestations for dengue with or without warning signs, plus any of the ff:

Severe Plasma leakage leading to

- ✓ Shock
- ✓ Fluid accumulation w/ respiratory distress


Severe bleeding


Severe organ impairment


- ✓ Liver : AST or ALT \geq 1000
- ✓ CNS : e.g. seizures, impaired consciousness


- ✓ Heart : e.g. myocarditis
- ✓ Kidneys : e.g. renal failure


ANNEX B. DEFINITION OF TERMS

Alert Threshold  Refers to the level of occurrence of disease that serves as an early warning for epidemics. An increase in the number of cases above the threshold level should trigger an investigation, epidemics preparedness and implement appropriate prevention and control measures.

Cluster of cases  3 or more cases with temporal (occurring of 4 weeks) and geographical association (within the same barangay).

Epidemic Threshold  Refers to the level of occurrence of disease above which urgent response is required. The threshold specific to each disease and depends on infectiousness, other determinants of transmission and local endemicity level.

Epidemiology  Refers to the study of the distribution and determinants of health-related states or events in specified population, and the application of this study to the control of health problems.



 Republic of the Philippines
 Department of Health
NATIONAL CAPITAL REGIONAL OFFICE
 Block 6 Barangay Road, Welfareville Compound, Barangay Addition Hills
 Mandaluyong City, 1550
 Trunkline #: 531-00-34/531-00-37 loc 116

**Morbidity Calendar
2018**

Morbidity Week	Inclusive Dates		Deadline of Submission until 3PM	Morbidity Week	Inclusive Dates		Deadline of Submission until 3PM
	Beginning	Ending			Beginning	Ending	
1	1-Jan	6-Jan	4-Jan	27	1-Jul	7-Jul	5-Jul
2	7-Jan	13-Jan	11-Jan	28	8-Jul	14-Jul	12-Jul
3	14-Jan	20-Jan	18-Jan	29	15-Jul	21-Jul	19-Jul
4	21-Jan	27-Jan	25-Jan	30	22-Jul	28-Jul	26-Jul
5	28-Jan	3-Feb	1-Feb	31	29-Jul	4-Aug	2-Aug
6	4-Feb	10-Feb	8-Feb	32	5-Aug	11-Aug	9-Aug
7	11-Feb	17-Feb	15-Feb	33	12-Aug	18-Aug	16-Aug
8	18-Feb	24-Feb	22-Feb	34	19-Aug	25-Aug	23-Aug
9	25-Feb	3-Mar	1-Mar	35	26-Aug	1-Sep	30-Aug
10	4-Mar	10-Mar	8-Mar	36	2-Sep	8-Sep	6-Sep
11	11-Mar	17-Mar	15-Mar	37	9-Sep	15-Sep	13-Sep
12	18-Mar	24-Mar	22-Mar	38	16-Sep	22-Sep	20-Sep
13	25-Mar	31-Mar	29-Mar	39	23-Sep	29-Sep	27-Sep
14	1-Apr	7-Apr	5-Apr	40	30-Sep	6-Oct	4-Oct
15	8-Apr	14-Apr	12-Apr	41	7-Oct	13-Oct	11-Oct
16	15-Apr	21-Apr	19-Apr	42	14-Oct	20-Oct	18-Oct
17	22-Apr	28-Apr	26-Apr	43	21-Oct	27-Oct	25-Oct
18	29-Apr	5-May	3-May	44	28-Oct	3-Nov	1-Nov
19	6-May	12-May	10-May	45	4-Nov	10-Nov	8-Nov
20	13-May	19-May	17-May	46	11-Nov	17-Nov	15-Nov
21	20-May	26-May	24-May	47	18-Nov	24-Nov	22-Nov
22	27-May	2-Jun	31-May	48	25-Nov	1-Dec	29-Nov
23	3-Jun	9-Jun	7-Jun	49	2-Dec	8-Dec	6-Dec
24	10-Jun	16-Jun	14-Jun	50	9-Dec	15-Dec	13-Dec
25	17-Jun	23-Jun	21-Jun	51	16-Dec	22-Dec	20-Dec
26	24-Jun	30-Jun	28-Jun	52	23-Dec	31-Dec	2-Jan-19