



Republic of the Philippines
Department of Health
NATIONAL CAPITAL REGIONAL OFFICE



Morbidity Week 6

January 1 – February 10, 2018

Table 1. Summary of Notifiable Disease/Syndrome
2017 vs. 2018
National Capital Region, January 1 – February 10, 2018

Category I (Immediately Notifiable)	Cases		Change Rate (%)	2018	
	2017	2018		Deaths	CFR (%)
Anthrax	0	0	0	0	#DIV/0!
Malaria	1	1	0	0	0.00
Meningococcal Disease	1	1	0	0	0.00
Paralytic Shellfish	0	0	0	0	0.00
Rabies	2	0	-100	0	0.00
<i>Ebola</i>	0	0	0	0	0.00
<i>MERS-CoV</i>	4	3	-25	0	0.00
<i>Zika</i>	46	5	-89	0	0.00

Category II (Weekly Notifiable)	Cases		Change Rate (%)	2018	
	2017	2018		Deaths	CFR (%)
Acute Bloody Diarrhea	10	4	-60	0	0.00
Acute Encephalitis Syndrome	9	6	-33	0	0.00
Acute Hemorrhagic Fever Syndrome	0	0	0	0	0.00
Acute Viral Hepatitis	24	25	4	2	8.00
Bacterial Meningitis	23	27	17	0	0.00
Chikungunya	2	0	-100	0	0.00
Cholera	0	0	0	0	0.00
Dengue	1,943	2,019	4	5	0.25
Hand, Foot and Mouth Disease	96	15	-84	0	0.00
Influenza-like illness	102	186	82	0	0.00
Leptospirosis	36	16	-56	3	18.75
Non-Neonatal Tetanus	10	2	-80	0	0.00
Typhoid and Paratyphoid Fever	47	41	-13	0	0.00



Disclaimer: Figures from previous report may differ due to late reports submitted and further verification.

DOH-NCRO Epidemiology and Health Emergency Cluster, 1/F Bldg. 1, Barangay Road, Welfareville Subdivision, Barangay Addition Hills, Mandaluyong City 1554
Telephone No.. 531-0037 x. 116 or 118 / E - mail: pidsrncr@gmail.com

DENGUE SURVEILLANCE REPORT

Table 2. Distribution of Dengue Cases and Deaths by LGU (N=2, 019)
National Capital Region, January 1 – February 10, 2018

LGU	Cases		Change Rate (%)	2018		Total Population	Attack Rate
	2017	2018		Deaths	CFR (%)		
Quezon City	614	502	-18	1	0.20	2,974,331	1.69
Manila City†	261	286	10	0	0.00	1,803,318	1.59
Caloocan City†	186	220	18	1	0.45	1,604,594	1.37
Pasig City†	152	165	9	0	0.00	765,131	2.16
Parañaque City†*	149	162	9	2	1.23	674,488	2.40
Marikina City†	60	103	72	0	0.00	456,608	2.26
Valenzuela City†	61	92	51	0	0.00	628,497	1.46
Las Piñas City†*	60	84	40	1	1.19	596,559	1.41
Makati City†	69	76	10	0	0.00	590,185	1.29
Malabon City†	61	67	10	0	0.00	370,282	1.81
Taguig City	87	66	-24	0	0.00	815,391	0.81
Pasay City†	44	64	45	0	0.00	421,943	1.52
Muntinlupa City†	34	45	32	0	0.00	511,075	0.88
Mandaluyong City	48	27	-44	0	0.00	391,304	0.69
Navotas City	30	26	-13	0	0.00	252,710	1.03
Pateros†	4	17	325	0	0.00	64,671	2.63
San Juan City	23	17	-26	0	0.00	123,770	1.37
N C R	1,943	2,019	4	5	0.25	13,044,857	1.55

*Case-Fatality Rate should be less than 1.0

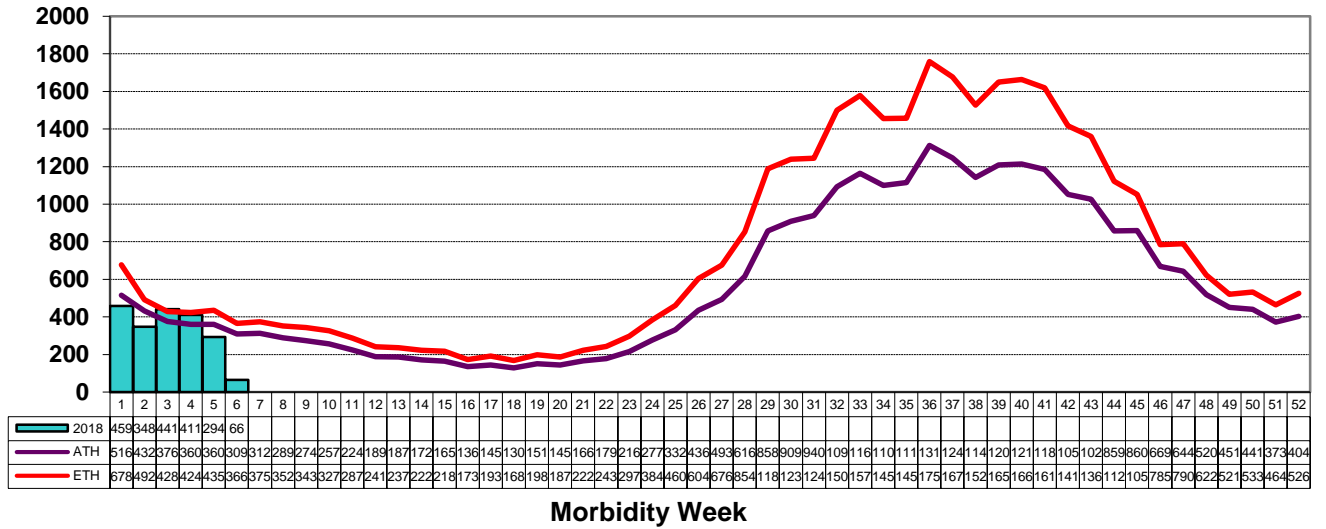
†Increase number of cases

FINDINGS: Partial reports showed there were **2,019** cases admitted at different reporting institutions of the Region from January 1 to February 10, 2018. There were 66 admissions for this week. Pateros has the highest (2.63/10,000 population) attack rate.

There were 5 deaths (CRF 0.25) reported (*Table 2*). This is **4% higher** compared to the same period last year (1,943) [*Table 2*]; and **7% higher** than previous five-year average (2013-2017) [*Figure 1*].

Figure 1. Distribution of Dengue Cases by Morbidity Week
National Capital Region, Alert and Epidemic Threshold, 2013-2017 vs. 2018

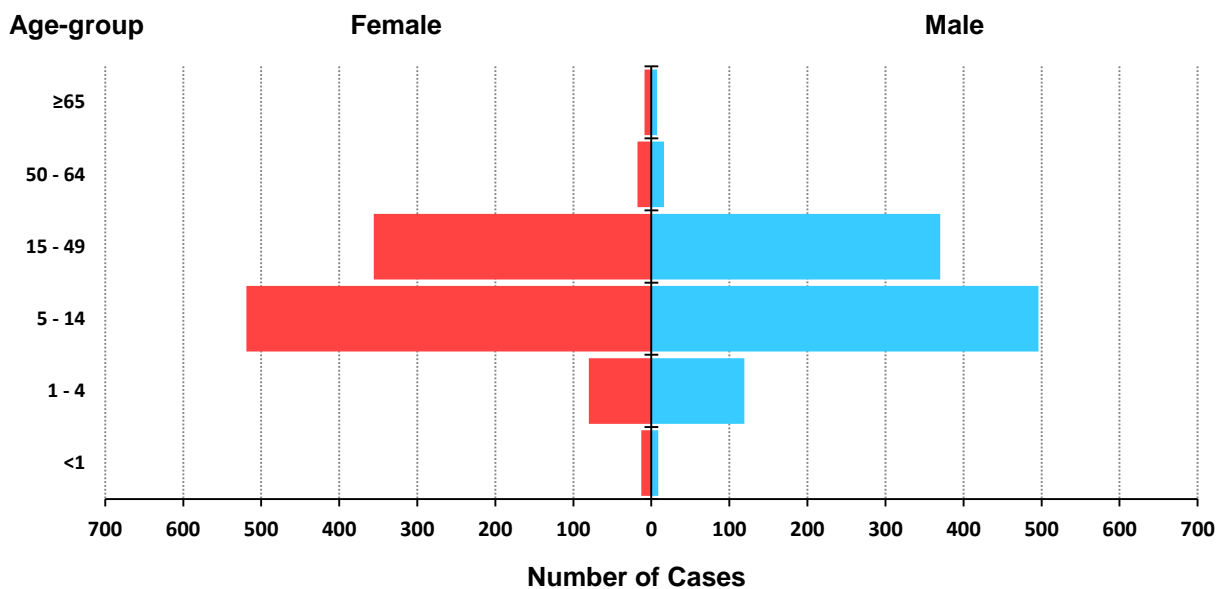
Number of Cases



Profile of Cases

Ages of cases ranged from 1 month to 89 years old (median 12 years). Most 1015 (50%) of those affected was the 5-14-year age-group (Figure 2). Majority of cases 101 (51%) were male.

Figure 2. Distribution of Dengue Cases by Age-group and Sex (n=2,012)
National Capital Region, January 1 – February 10, 2018



*Ages unknown = 7

CLUSTERING OF CASES: Clustering of cases were noted in the Cities of Caloocan, Las Pinas, Makati, Malabon, Marikina, Muntinlupa, Navotas, Paranaque, Pasig, Quezon, Taguig and Valenzuela (Table 3).

Table 3. Barangays with Clustering of Cases
National Capital Region, MW3 – MW6, 2018

LGU	Barangay	CASES				TOTAL
		MW3	MW4	MW5	MW6	
CALOOCAN CITY	Barangay 165	3	0	0	0	3
	Barangay 176	4	0	1	0	5
	Barangay 178	2	0	2	0	4
	Barangay 185	2	0	1	1	4
LAS PINAS CITY	B. F. International Village	1	3	0	0	4
	Pamplona Tres	4	3	0	0	7
	Pulang Lupa Dos	1	1	1	0	3
	Pulang Lupa Uno	1	3	0	0	4
	Talon Dos	0	4	1	0	5
MAKATI CITY	Pinagkaisahan	0	1	0	2	3
	Poblacion	1	2	1	0	4
	San Antonio	1	3	0	0	4
	San Lorenzo	3	0	0	0	3
MALABON CITY	Catmon	3	0	0	0	3
	Calumpang	0	2	2	0	4
	Concepcion Dos	0	2	2	1	5
	Concepcion Dos	4	2	2	0	8
	Malanday	4	3	6	0	13
MARIKINA CITY	Marikina Heights (Concepcion)	2	3	0	3	8
	Nangka	2	3	4	0	9
	Parang	4	0	2	0	6
	San Roque	3	1	1	0	5
	Santo Nino	2	1	1	1	5
	Tanong	2	0	0	1	3
	Tumana	1	2	3	1	7
	Cupang	1	0	2	0	3
MUNTINLUPA CITY	Putatan	1	0	2	0	3
	Sucat	1	0	2	0	3
	Tangos	2	0	1	0	3
NAVOTAS CITY	Tanza	2	1	0	0	3
	B. F. Homes	3	6	1	0	10
PARANAQUE CITY	Don Bosco	3	8	6	1	18
	Merville	1	4	0	0	5
	Moonwalk	4	1	3	0	8
	San Antonio	2	4	5	1	12
	San Dionisio	4	4	1	1	10
	San Isidro	4	5	3	1	13
	San Martin De Porres	1	0	2	0	3
	Santo Nino	5	0	2	0	7
	Sun Valley	2	0	1	1	4
PASIG CITY	Tambo	2	1	0	0	3
	Manggahan	2	3	2	0	7

	Maybunga	4	3	1	0	8	
	Palatiw	3	1	0	0	4	
	Piinagbuhatan	3	11	5	1	20	
	Rosario	2	5	0	0	7	
	Sagad	1	1	1	1	4	
	San Joaquin	3	3	0	0	6	
	San Miguel	5	3	2	0	10	
	Santa Lucia	2	2	0	0	4	
	Santolan	0	0	3	0	3	
PATEROS	Aguho	1	0	2	0	3	
	Santa Ana	2	1	1	0	4	
	DISTRICT I						
	Bahay Toro	3	5	3	0	11	
	Manresa	0	1	2	0	3	
	Paang Bundok	3	0	0	0	3	
	DISTRICT II						
	Batasan hills	4	7	5	2	18	
	Bagong Silangan	0	1	1	1	3	
	Commonwealth	8	13	2	2	25	
	Holy Spirit	2	7	6	1	16	
	Payatas	10	14	3	2	29	
	DISTRICT III						
	Camp Aguinaldo	0	2	1	0	3	
	E. Rodriguez	1	2	0	0	3	
	Matandang Balara	0	1	0	2	3	
	DISTRICT IV						
QUEZON CITY	Kamuning	2	1	1	0	4	
	Krus na Ligas	1	2	1	0	4	
	Pinyahan	2	1	4	0	7	
	Roxas	1	2	0	0	3	
	Tatalon	5	5	0	1	11	
		DISTRICT V					
		Bagbag	1	3	1	0	5
		Fairview	6	5	2	1	14
		Greater Lagro	1	1	1	0	3
		Gulod	2	3	1	0	6
	Kaligayahan	3	1	1	0	5	
	Novaliches Proper	1	2	1	0	4	
	San Agustin	2	1	0	0	3	
	San Barolome	2	1	0	0	3	
	DISTRICT VI						
	Culiat	3	2	3	1	9	
	Pasong Tamo	5	3	6	0	14	
	Sangandaan	2	0	5	0	7	
	Tandand Sora	6	5	2	0	13	
TAGUIG CITY	Bagumbayan	0	0	3	0	3	
	Fort Bonifacio	1	1	1	0	3	
	Lower Bicutan	2	1	0	0	3	
	North Signal Village	2	1	0	0	3	
	Pinagsama	0	2	0	1	3	
	Signal Village	1	1	1	0	3	
	Upper Bicutan	1	2	0	0	3	
	Ususan	1	2	0	3	6	
	Western Bicutan	1	0	1	2	4	
VALENZUELA CITY	Bagbaguin	2	1	0	1	4	

Hen. T. De Leon	4	5	1	1	11
Karuhatan	2	2	1	1	6
Malanday	0	1	1	1	3
Malinta	4	1	0	0	5
Mapulang Lupa	2	1	1	0	4
Marulas	3	2	1	0	6
Ugong	2	1	5	1	9


Prepared by:


ABEGAIL MOISES, RN
 Nurse III – PIDSR Point Person

Noted by:


PHILIP PATRICK CO, MD, MPM
 Head-EHEC

Recommending Approval:


AMELIA C. MEDINA, MD, MPH
 Chief – Local Health Support Division

Approved by:


ARIEL I. VALENCIA, MD, MPH, CESO III
 Director IV

