



Republic of the Philippines
Department of Health
NATIONAL CAPITAL REGIONAL OFFICE



Morbidity Week 8

January 1- February 24, 2018

Table 1. Summary of Notifiable Disease/Syndrome
2017 vs. 2018
National Capital Region, January 1 – February 24, 2018

Category I (Immediately Notifiable)	Cases		Change Rate (%)	2018	
	2017	2018		Deaths	CFR (%)
Anthrax	0	0	0	0	0.00
Malaria	1	1	0	0	0.00
Meningococcal Disease	3	2	-33	1	50.00
Paralytic Shellfish	0	0	0	0	0.00
Rabies	3	1	-67	1	100.00
<i>Ebola</i>	0	0	0	0	0.00
<i>MERS-CoV</i>	1	1	0	1	100.00
<i>Zika</i>	59	6	-90	0	0.00

Category II (Weekly Notifiable)	Cases		Change Rate (%)	2018	
	2017	2018		Deaths	CFR (%)
Acute Bloody Diarrhea	22	5	-77	0	0.00
Acute Encephalitis Syndrome	14	9	-36	0	0.00
Acute Hemorrhagic Fever Syndrome	0	0	0	0	0.00
Acute Viral Hepatitis	58	35	-40	2	5.71
Bacterial Meningitis	50	37	-26	0	0.00
Chikungunya	3	0	-100	0	0.00
Cholera	3	0	-100	0	0.00
Dengue	2,530	2,889	14	10	0.35
Hand, Foot and Mouth Disease	130	24	-82	0	0.00
Influenza-like illness	156	164	5	0	0.00
Leptospirosis	53	32	-40	4	12.50
Non-Neonatal Tetanus	17	2	-88	0	0.00
Typhoid and Paratyphoid Fever	82	51	-38	0	0.00

Disclaimer: Figures from previous report may differ due to late reports submitted and further verification.

DENGUE SURVEILLANCE REPORT

Table 2. Distribution of Dengue Cases and Deaths by LGU (N=2, 889)
National Capital Region, January 1 – February 24, 2018

LGU	Cases		Change Rate (%)	2018		Total Population	Attack Rate
	2017	2018		Deaths	CFR (%)		
Quezon City	818	694	-15	2	0.29	2,974,331	2.33
Manila City†	345	456	32	0	0.00	1,803,318	2.53
Caloocan City†	241	353	46	2	0.57	1,604,594	2.20
Parañaque City†	195	212	9	2	0.94	674,488	3.14
Pasig City†	186	210	13	0	0.00	765,131	2.74
Marikina City†*	80	174	118	2	1.15	456,608	3.81
Valenzuela City†	82	125	52	0	0.00	628,497	1.99
Las Piñas City†	83	124	49	1	0.81	596,559	2.08
Makati City†*	90	99	10	1	1.01	590,185	1.68
Pasay City†	47	94	100	0	0.00	421,943	2.23
Malabon City†	75	89	19	0	0.00	370,282	2.40
Taguig City	111	82	-26	0	0.00	815,391	1.01
Muntinlupa City†	46	64	39	0	0.00	511,075	1.25
Navotas City	40	33	-18	0	0.00	252,710	1.31
Mandaluyong City	61	31	-49	0	0.00	391,304	0.79
Pateros†	5	26	420	0	0.00	64,671	4.02
San Juan City	25	23	-8	0	0.00	123,770	1.86
N C R	2,530	2,889	14	10	0.35	13,044,857	2.21

*Case-Fatality Rate should be less than 1.

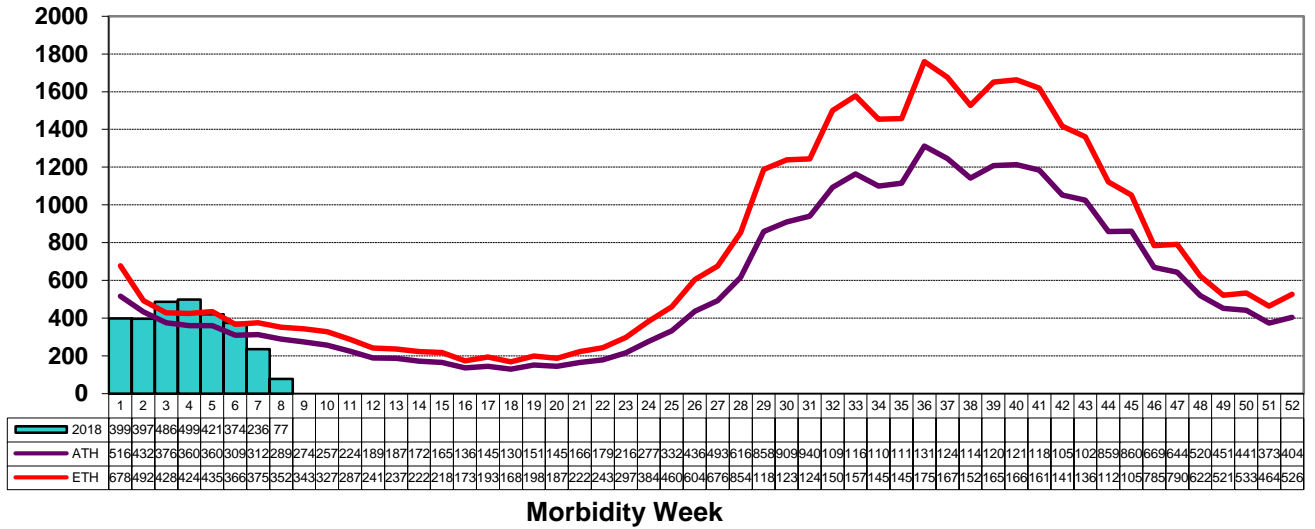
†Increase number of cases

FINDINGS: Partial reports showed there were **2,889** cases admitted at different reporting institutions of the Region from January 1 to February 24, 2018. There were 77 admissions for this week. Pateros has the highest (4.02/10,000 population) attack rate.

There were 10 deaths (CRF 0.35) reported (*Table 2*). This is **14% higher** compared to the same period last year (2,530) [*Table 2*]; and **22% higher** than previous five-year average (2013-2017) [*Figure 1*].

Figure 1. Distribution of Dengue Cases by Morbidity Week
National Capital Region, Alert and Epidemic Threshold, 2013-2017 vs. 2018

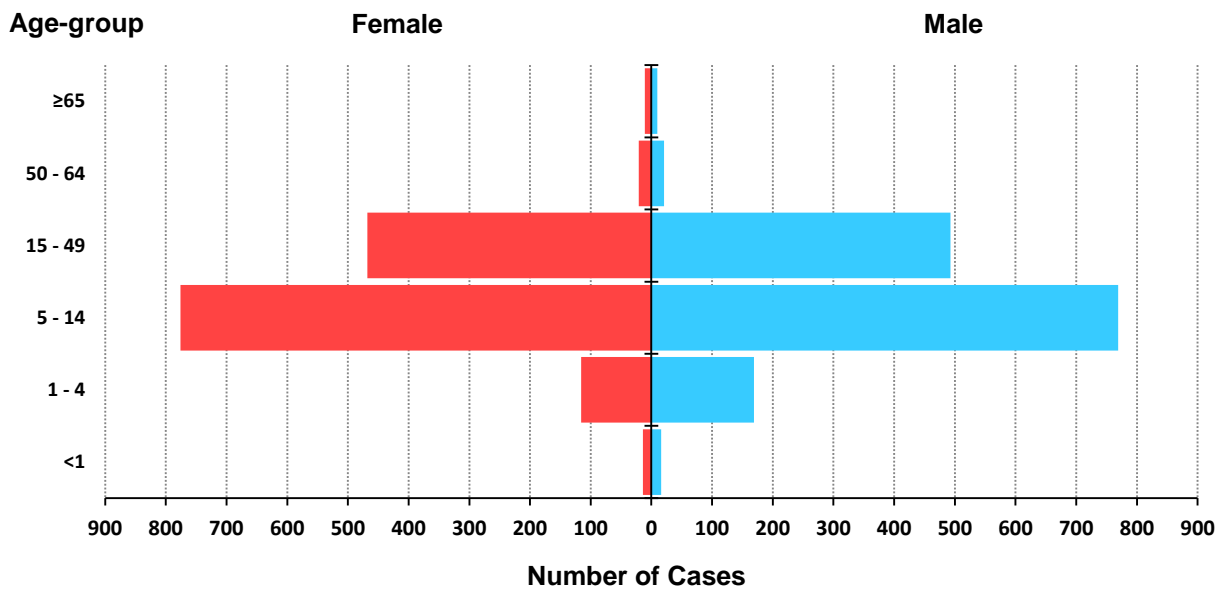
Number of Cases



Profile of Cases

Ages of cases ranged from 1 month to 89 years old (median 12 years). Most 1,545 (54%) of those affected was the 5-14-year age-group (Figure 2). Majority of cases 1,478 (51%) were male.

Figure 2. Distribution of Dengue Cases by Age-group and Sex (n=2,884)
National Capital Region, January 1 – February 24, 2018



*Ages unknown = 5

CLUSTERING OF CASES: Clustering of cases were noted in the Cities of Caloocan, Las Pinas, Makati, Malabon, Marikina, Muntinlupa, Navotas, Paranaque, Pasay, Pasig, Quezon, Taguig and Valenzuela (*Table 3*).

Table 3. Barangays with Clustering of Cases
National Capital Region, MW5 – MW8, 2018

LGU	Barangay	CASES				TOTAL
		MW5	MW6	MW7	MW8	
CALOOCAN CITY	Barangay 73	1	0	0	2	3
	Barangay 167	1	2	0	0	3
	Barangay 175	3	1	1	0	5
	Barangay 176	10	9	8	0	27
	Barangay 180	0	4	0	0	4
	Barangay 188	2	0	1	0	3
LAS PINAS CITY	Daniel Fajardo	3	0	0	0	3
	Pamplona Tres	0	1	2	0	3
	Pulang Lupa Dos	1	0	1	2	4
	Pulang Lupa Uno	0	2	1	0	3
	Talh Dos	1	2	0	0	3
MAKATI CITY	Pembo	0	1	1	1	3
	West Rembo	1	1	1	0	3
MALABON CITY	Longos	1	2	1	0	4
	Potrero	1	2	0	1	4
MARIKINA CITY	Barangka	3	1	0	2	6
	Calumpang	3	0	0	0	3
	Concepcion Dos	2	2	0	0	4
	Concepcion Uno	2	1	0	0	3
	Malanday	7	3	0	1	11
	Marikina Heights (Concepcion)	0	5	1	1	7
	Nangka	4	2	0	1	7
	Parang	2	2	2	0	6
	San Roque	2	2	0	1	5
	Santo Nino	1	3	0	0	4
Tumana	3	2	1	1	7	
MUNTINLUPA CITY	Bayanan	2	0	2	0	4
	Poblacion	1	1	0	1	3
	Putatan	2	3	3	1	9
	Tunasan	1	1	1	0	3
NAVOTAS CITY	North Bay Blvd., South	2	1	1	0	4

PARANAQUE CITY	B. F. Homes	2	1	2	1	6
	Don Bosco	6	6	1	0	13
	Moonwalk	3	0	2	0	5
	San Antonio	5	7	4	0	16
	San Dionisio	1	1	3	1	6
	San Isidro	3	5	1	0	9
	San Martin De Porres	2	0	1	0	3
	Santo Nino	2	0	1	0	3
	Tambo	1	1	1	0	3
PASIG CITY	Bagong Ilog	1	0	4	0	5
	Bambang	1	2	1	0	4
	Manggahan	2	1	0	0	3
	Maybunga	1	2	2	0	5
	Pinagbuhatan	5	7	2	0	14
	Rosario	0	1	2	0	3
	Sagad	1	2	0	0	3
	San Miguel	2	1	2	0	5
	Santolan	3	2	1	0	6
PATEROS	Santa Ana	1	3	1	2	7
QUEZON CITY	DISTRICT I					
	Bahay Toro	3	0	2	1	6
	Manresa	2	0	0	1	3
	DISTRICT II					
	Batasan hills	5	4	3	0	12
	Commonwealth	4	4	3	1	12
	Holy Spirit	6	1	2	0	9
	Payatas	2	2	2	0	6
	DISTRICT III					
	Matandang Balara	1	2	0	0	3
	DISTRICT IV					
	Damayang Lagi	1	0	1	1	3
	Kamuning	1	1	0	1	3
	Krus na Ligas	1	1	1	0	3
	Pinagkaisahan	0	1	1	1	3
	Pinyahan	4	1	3	0	8
	Tatalon	1	1	4	0	6
	U.P Campus	1	2	2	1	6
	DISTRICT V					
	Fairview	2	2	1	0	5
	Novaliches Proper	3	0	2	1	6
DISTRICT VI						

	Culiat	3	1	2	0	6
	Pasong Tamo	6	3	0	1	10
	Sangandaan	5	0	0	0	5
	Sauyo	0	3	1	0	4
	Tandand Sora	2	0	1	2	5
TAGUIG CITY	Bagumbayan	3	0	0	0	3
	Central Bicutan	3	0	0	0	3
	Palingon-Tipas	0	1	2	0	3
	Pinagsama	0	1	2	0	3
	Ususan	0	4	1	0	5
	Western Bicutan	1	4	0	0	5
VALENZUELA CITY	Canumay	1	0	1	1	3
	Hen. T. De Leon	1	2	3	0	6
	Karuhatan	2	1	0	0	3
	Malanday	2	1	1	0	4
	Mapulang Lupa	1	1	1	1	4
	Marulas	2	2	1	0	5
	Ugong	5	2	0	0	7
	Viente Reales	1	1	1	0	3


Prepared by:


ABEGAIL MOISES, RN
 Nurse III - PIDSR Point Person

Noted by:


PHILIP PATRICK CO, MD, MPM
 Head-EHEC

Recommending Approval:


AMELIA C. MEDINA, MD, MPH
 Chief - Local Health Support Division

Approved by:


ARIEL I. VALENCIA, MD, MPH, CESO III
 Director IV