

Filariasis

2017 - Quarterly Report

Cases examined, Patient with lymphedema and Cases four

Area	Case Examined			No. of Patient w/ lymphedema			Clinical Rate
	Male	Female	Total	Male	Female	Total	
PHILIPPINES	0	0	0	0	0	0	0.00
N C R	0	0	0	0	0	0	0.00
Malabon	0	0	0	0	0	0	0.00
Navotas	0	0	0	0	0	0	0.00
Valenzuela City	0	0	0	0	0	0	0.00
Caloocan City	0	0	0	0	0	0	0.00
Marikina City	0	0	0	0	0	0	0.00
Pasig City	0	0	0	0	0	0	0.00
Pateros	0	0	0	0	0	0	0.00
Taguig	0	0	0	0	0	0	0.00
Quezon City	0	0	0	0	0	0	0.00
Makati City	0	0	0	0	0	0	0.00
Mandaluyong City	0	0	0	0	0	0	0.00
San Juan	0	0	0	0	0	0	0.00
Manila City	0	0	0	0	0	0	0.00
Las Piñas City	0	0	0	0	0	0	0.00
Muntinlupa City	0	0	0	0	0	0	0.00
Parañaque City	0	0	0	0	0	0	0.00
Pasay City	0	0	0	0	0	0	0.00
C A R	0	0	0	0	0	0	0.00
Abra			0			0	0.00
Apayao			0			0	0.00
Benguet			0			0	0.00
Ifugao			0			0	0.00
Kalinga			0			0	0.00
Mt. Province			0			0	0.00
Baguio City			0			0	0.00

Region 1	0	0	0	0	0	0	0.00
Ilocos Norte			0			0	0.00
Ilocos Sur			0			0	0.00
La Union			0			0	0.00
Pangasinan			0			0	0.00
Alaminos City			0			0	0.00
Candon City			0			0	0.00
Dagupan City			0			0	0.00
Laoag City			0			0	0.00
San Carlos City			0			0	0.00
San Fernando City			0			0	0.00
Urdaneta City			0			0	0.00
Vigan City			0			0	0.00
Region 2	0	0	0	0	0	0	0.00
Batanes			0			0	0.00
Cagayan			0			0	0.00
Isabela			0			0	0.00
Nueva Vizcaya			0			0	0.00
Quirino			0			0	0.00
Cauayan City			0			0	0.00
Ilagan City			0			0	0.00
Santiago City			0			0	0.00
Tuguegarao City			0			0	0.00
Region 3	0	0	0	0	0	0	0.00
Aurora			0			0	0.00
Bataan			0			0	0.00
Bulacan			0			0	0.00
Nueva Ecija			0			0	0.00
Pampanga			0			0	0.00
Tarlac			0			0	0.00
Zambales			0			0	0.00
Angeles City			0			0	0.00
Balanga City			0			0	0.00
Cabanatuan City			0			0	0.00
City of San Fernando			0			0	0.00

Gapan City			0			0	0.00
Mabalacat City			0			0	0.00
Malolos City			0			0	0.00
Meycauayan			0			0	0.00
Olongapo			0			0	0.00
Palayan City			0			0	0.00
San Jose City			0			0	0.00
San Jose del Monte City			0			0	0.00
Science City of Munoz			0			0	0.00
Tarlac City			0			0	0.00
Region 4A	0	0	0	0	0	0	0.00
Batangas			0			0	0.00
Cavite			0			0	0.00
Laguna			0			0	0.00
Quezon			0			0	0.00
Rizal			0			0	0.00
Antipolo City			0			0	0.00
Bacoor City			0			0	0.00
Batangas City			0			0	0.00
Biñan City			0			0	0.00
Cabuyao City			0			0	0.00
Calamba City			0			0	0.00
Cavite City			0			0	0.00
Dasmariñas City			0			0	0.00
General Trias City			0			0	0.00
Imus City			0			0	0.00
Lipa City			0			0	0.00
Lucena City			0			0	0.00
San Pablo City			0			0	0.00
San Pedro City			0			0	0.00
Santa Rosa City			0			0	0.00
Tagaytay City			0			0	0.00
Tanauan City			0			0	0.00
Tayabas City			0			0	0.00
Trece Martires City			0			0	0.00
Region 4B	0	0	0	0	0	0	0.00
Marinduque			0			0	0.00
Mindoro Occidental			0			0	0.00
Mindoro Oriental			0			0	0.00

Palawan			0			0	0.00
Romblon			0			0	0.00
Puerto Princesa City			0			0	0.00
Region 5	0	0	0	0	0	0	0.00
Albay			0			0	0.00
Camarines Norte			0			0	0.00
Camarines Sur			0			0	0.00
Catanduanes			0			0	0.00
Masbate			0			0	0.00
Sorsogon			0			0	0.00
Iriga City			0			0	0.00
Legaspi City			0			0	0.00
Naga City			0			0	0.00
Region 6	0	0	0	0	0	0	0.00
Aklan			0			0	0.00
Antique			0			0	0.00
Capiz			0			0	0.00
Guimaras			0			0	0.00
Iloilo			0			0	0.00
Negros Occidental			0			0	0.00
Bacolod City			0			0	0.00
Bago City			0			0	0.00
Cadiz City			0			0	0.00
Escalante City			0			0	0.00
Himamaylan City			0			0	0.00
Iloilo City			0			0	0.00
Kabankalan City			0			0	0.00
La Carlota City			0			0	0.00
Passi City			0			0	0.00
Roxas City			0			0	0.00
Sagay City			0			0	0.00
San Carlos City			0			0	0.00
Silay City			0			0	0.00
Sipalay City			0			0	0.00
Talisay City			0			0	0.00
Victorias City			0			0	0.00

Region 7	0	0	0	0	0	0	0.00
Bohol			0			0	0.00
Cebu			0			0	0.00
Negros Oriental			0			0	0.00
Siquijor			0			0	0.00
Bais City			0			0	0.00
Bayawan City			0			0	0.00
Canlaon City			0			0	0.00
Cebu City			0			0	0.00
Danao City			0			0	0.00
Dumaguete City			0			0	0.00
Lapu-Lapu City			0			0	0.00
Mandaue City			0			0	0.00
Tagbilaran City			0			0	0.00
Talisay City			0			0	0.00
Tanjay City			0			0	0.00
Toledo City			0			0	0.00
Region 8	0	0	0	0	0	0	0.00
Biliran			0			0	0.00
Eastern Samar			0			0	0.00
Northern Leyte			0			0	0.00
Northern Samar			0			0	0.00
Southern Leyte			0			0	0.00
Western Samar			0			0	0.00
Calbayog City			0			0	0.00
Maasin City			0			0	0.00
Ormoc City			0			0	0.00
Tacloban City			0			0	0.00
Region 9	0	0	0	0	0	0	0.00
Zamboanga del Norte			0			0	0.00
Zamboanga del Sur			0			0	0.00
Zamboanga Sibugay			0			0	0.00
Dapitan City			0			0	0.00
Dipolog City			0			0	0.00
Isabela City			0			0	0.00
Pagadian City			0			0	0.00

Zamboanga City			0			0	0.00
Region 10	0	0	0	0	0	0	0.00
Bukidnon			0			0	0.00
Camiguin			0			0	0.00
Lanao del Norte			0			0	0.00
Misamis Occidental			0			0	0.00
Misamis Oriental			0			0	0.00
Cagayan de Oro City			0			0	0.00
El Salvador City			0			0	0.00
Gingoog City			0			0	0.00
Iligan City			0			0	0.00
Malaybalay City			0			0	0.00
Oroquieta City			0			0	0.00
Ozamis City			0			0	0.00
Tangub City			0			0	0.00
Valencia City			0			0	0.00
Region 11	0	0	0	0	0	0	0.00
Compostela Valley			0			0	0.00
Davao del Norte			0			0	0.00
Davao del Sur			0			0	0.00
Davao Oriental			0			0	0.00
Davao Occidental			0			0	0.00
Davao City			0			0	0.00
Region 12	0	0	0	0	0	0	0.00
North Cotabato			0			0	0.00
Sarangani			0			0	0.00
South Cotabato			0			0	0.00
Sultan Kudarat			0			0	0.00
Cotabato City			0			0	0.00
Gen. Santos City			0			0	0.00
A.R.M.M.	0	0	0	0	0	0	0.00
Basilan			0			0	0.00
Lanao del Sur			0			0	0.00

Maguindanao			0			0	0.00
Sulu			0			0	0.00
Tawi-Tawi			0			0	0.00
Lamitan City			0			0	0.00
Marawi City			0			0	0.00
CARAGA	0	0	0	0	0	0	0.00
Agusan del Norte			0			0	0.00
Agusan del Sur			0			0	0.00
Surigao del Norte			0			0	0.00
Surigao del Sur			0			0	0.00
Province of Dinagat			0			0	0.00
Bislig City			0			0	0.00
Butuan City			0			0	0.00
Surigao City			0			0	0.00

Legend:

0 = No Case

* = No Report

Filariasis

2017 - Quarterly Report

Cases examined, Patient with lymphedema and Cases four

Area	Case Examined			No. of Patient w/ lymphedema			Clinical Rate
	Male	Female	Total	Male	Female	Total	
PHILIPPINES	0	0	0	0	0	0	0.00
N C R	0	0	0	0	0	0	0.00
Malabon	0	0	0	0	0	0	0.00
Navotas	0	0	0	0	0	0	0.00
Valenzuela City	0	0	0	0	0	0	0.00
Caloocan City	0	0	0	0	0	0	0.00
Marikina City	0	0	0	0	0	0	0.00
Pasig City	0	0	0	0	0	0	0.00
Pateros	0	0	0	0	0	0	0.00
Taguig	0	0	0	0	0	0	0.00
Quezon City	0	0	0	0	0	0	0.00
Makati City	0	0	0	0	0	0	0.00
Mandaluyong City	0	0	0	0	0	0	0.00
San Juan	0	0	0	0	0	0	0.00
Manila City	0	0	0	0	0	0	0.00
Las Piñas City	0	0	0	0	0	0	0.00
Muntinlupa City	0	0	0	0	0	0	0.00
Parañaque City	0	0	0	0	0	0	0.00
Pasay City	0	0	0	0	0	0	0.00
C A R	0	0	0	0	0	0	0.00
Abra			0			0	0.00
Apayao			0			0	0.00
Benguet			0			0	0.00
Ifugao			0			0	0.00
Kalinga			0			0	0.00
Mt. Province			0			0	0.00
Baguio City			0			0	0.00
Region 1	0	0	0	0	0	0	0.00
Ilocos Norte			0			0	0.00

Ilocos Sur			0			0	0.00
La Union			0			0	0.00
Pangasinan			0			0	0.00
Alaminos City			0			0	0.00
Candon City			0			0	0.00
Dagupan City			0			0	0.00
Laoag City			0			0	0.00
San Carlos City			0			0	0.00
San Fernando City			0			0	0.00
Urdaneta City			0			0	0.00
Vigan City			0			0	0.00
Region 2	0	0	0	0	0	0	0.00
Batanes			0			0	0.00
Cagayan			0			0	0.00
Isabela			0			0	0.00
Nueva Vizcaya			0			0	0.00
Quirino			0			0	0.00
Cauayan City			0			0	0.00
Ilagan City			0			0	0.00
Santiago City			0			0	0.00
Tuguegarao City			0			0	0.00
Region 3	0	0	0	0	0	0	0.00
Aurora			0			0	0.00
Bataan			0			0	0.00
Bulacan			0			0	0.00
Nueva Ecija			0			0	0.00
Pampanga			0			0	0.00
Tarlac			0			0	0.00
Zambales			0			0	0.00
Angeles City			0			0	0.00
Balanga City			0			0	0.00
Cabanatuan City			0			0	0.00
City of San Fernando			0			0	0.00
Gapan City			0			0	0.00
Mabalacat City			0			0	0.00
Malolos City			0			0	0.00
Meycauayan			0			0	0.00
Olongapo			0			0	0.00
Palayan City			0			0	0.00
San Jose City			0			0	0.00
San Jose del Monte City			0			0	0.00

Science City of Munoz			0			0	0.00
Tarlac City			0			0	0.00
Region 4A	0	0	0	0	0	0	0.00
Batangas			0			0	0.00
Cavite			0			0	0.00
Laguna			0			0	0.00
Quezon			0			0	0.00
Rizal			0			0	0.00
Antipolo City			0			0	0.00
Bacoor City			0			0	0.00
Batangas City			0			0	0.00
Biñan City			0			0	0.00
Cabuyao City			0			0	0.00
Calamba City			0			0	0.00
Cavite City			0			0	0.00
Dasmariñas City			0			0	0.00
General Trias City			0			0	0.00
Imus City			0			0	0.00
Lipa City			0			0	0.00
Lucena City			0			0	0.00
San Pablo City			0			0	0.00
San Pedro City			0			0	0.00
Santa Rosa City			0			0	0.00
Tagaytay City			0			0	0.00
Tanauan City			0			0	0.00
Tayabas City			0			0	0.00
Trece Martires City			0			0	0.00
Region 4B	0	0	0	0	0	0	0.00
Marinduque			0			0	0.00
Mindoro Occidental			0			0	0.00
Mindoro Oriental			0			0	0.00
Palawan			0			0	0.00
Romblon			0			0	0.00
Puerto Princesa City			0			0	0.00
Region 5	0	0	0	0	0	0	0.00
Albay			0			0	0.00
Camarines Norte			0			0	0.00
Camarines Sur			0			0	0.00
Catanduanes			0			0	0.00
Masbate			0			0	0.00

Sorsogon			0			0	0.00
Iriga City			0			0	0.00
Legaspi City			0			0	0.00
Naga City			0			0	0.00
Region 6	0	0	0	0	0	0	0.00
Aklan			0			0	0.00
Antique			0			0	0.00
Capiz			0			0	0.00
Guimaras			0			0	0.00
Iloilo			0			0	0.00
Negros Occidental			0			0	0.00
Bacolod City			0			0	0.00
Bago City			0			0	0.00
Cadiz City			0			0	0.00
Escalante City			0			0	0.00
Himamaylan City			0			0	0.00
Iloilo City			0			0	0.00
Kabankalan City			0			0	0.00
La Carlota City			0			0	0.00
Passi City			0			0	0.00
Roxas City			0			0	0.00
Sagay City			0			0	0.00
San Carlos City			0			0	0.00
Silay City			0			0	0.00
Sipalay City			0			0	0.00
Talisay City			0			0	0.00
Victorias City			0			0	0.00
Region 7	0	0	0	0	0	0	0.00
Bohol			0			0	0.00
Cebu			0			0	0.00
Negros Oriental			0			0	0.00
Siquijor			0			0	0.00
Bais City			0			0	0.00
Bayawan City			0			0	0.00
Canlaon City			0			0	0.00
Cebu City			0			0	0.00
Danao City			0			0	0.00
Dumaguete City			0			0	0.00
Lapu-Lapu City			0			0	0.00
Mandaue City			0			0	0.00
Tagbilaran City			0			0	0.00

Talisay City			0			0	0.00
Tanjay City			0			0	0.00
Toledo City			0			0	0.00
Region 8	0	0	0	0	0	0	0.00
Biliran			0			0	0.00
Eastern Samar			0			0	0.00
Northern Leyte			0			0	0.00
Northern Samar			0			0	0.00
Southern Leyte			0			0	0.00
Western Samar			0			0	0.00
Calbayog City			0			0	0.00
Maasin City			0			0	0.00
Ormoc City			0			0	0.00
Tacloban City			0			0	0.00
Region 9	0	0	0	0	0	0	0.00
Zamboanga del Norte			0			0	0.00
Zamboanga del Sur			0			0	0.00
Zamboanga Sibugay			0			0	0.00
Dapitan City			0			0	0.00
Dipolog City			0			0	0.00
Isabela City			0			0	0.00
Pagadian City			0			0	0.00
Zamboanga City			0			0	0.00
Region 10	0	0	0	0	0	0	0.00
Bukidnon			0			0	0.00
Camiguin			0			0	0.00
Lanao del Norte			0			0	0.00
Misamis Occidental			0			0	0.00
Misamis Oriental			0			0	0.00
Cagayan de Oro City			0			0	0.00
El Salvador City			0			0	0.00
Gingoog City			0			0	0.00
Iligan City			0			0	0.00
Malaybalay City			0			0	0.00
Oroquieta City			0			0	0.00
Ozamis City			0			0	0.00
Tangub City			0			0	0.00
Valencia City			0			0	0.00

Region 11	0	0	0	0	0	0	0.00
Compostela Valley			0			0	0.00
Davao del Norte			0			0	0.00
Davao del Sur			0			0	0.00
Davao Oriental			0			0	0.00
Davao Occidental			0			0	0.00
Davao City			0			0	0.00
Region 12	0	0	0	0	0	0	0.00
North Cotabato			0			0	0.00
Sarangani			0			0	0.00
South Cotabato			0			0	0.00
Sultan Kudarat			0			0	0.00
Cotabato City			0			0	0.00
Gen. Santos City			0			0	0.00
A.R.M.M.	0	0	0	0	0	0	0.00
Basilan			0			0	0.00
Lanao del Sur			0			0	0.00
Maguindanao			0			0	0.00
Sulu			0			0	0.00
Tawi-Tawi			0			0	0.00
Lamitan City			0			0	0.00
Marawi City			0			0	0.00
CARAGA	0	0	0	0	0	0	0.00
Agusan del Norte			0			0	0.00
Agusan del Sur			0			0	0.00
Surigao del Norte			0			0	0.00
Surigao del Sur			0			0	0.00
Province of Dinagat			0			0	0.00
Bislig City			0			0	0.00
Butuan City			0			0	0.00
Surigao City			0			0	0.00

Legend:

0 = No Case

* = No Report

Filariasis

2017 - Quarterly Report

Cases examined, Patient with lymphedema and Cases four

Area	Case Examined			No. of Patient w/ lymphedema			Clinical Rate
	Male	Female	Total	Male	Female	Total	
PHILIPPINES	0	0	0	0	0	0	0.00
N C R	0	0	0	0	0	0	0.00
Malabon	0	0	0	0	0	0	0.00
Navotas	0	0	0	0	0	0	0.00
Valenzuela City	0	0	0	0	0	0	0.00
Caloocan City	0	0	0	0	0	0	0.00
Marikina City	0	0	0	0	0	0	0.00
Pasig City	0	0	0	0	0	0	0.00
Pateros	0	0	0	0	0	0	0.00
Taguig	0	0	0	0	0	0	0.00
Quezon City	0	0	0	0	0	0	0.00
Makati City	0	0	0	0	0	0	0.00
Mandaluyong City	0	0	0	0	0	0	0.00
San Juan	0	0	0	0	0	0	0.00
Manila City	0	0	0	0	0	0	0.00
Las Piñas City	0	0	0	0	0	0	0.00
Muntinlupa City	0	0	0	0	0	0	0.00
Parañaque City	0	0	0	0	0	0	0.00
Pasay City	0	0	0	0	0	0	0.00
C A R	0	0	0	0	0	0	0.00
Abra			0			0	0.00
Apayao			0			0	0.00
Benguet			0			0	0.00
Ifugao			0			0	0.00
Kalinga			0			0	0.00
Mt. Province			0			0	0.00
Baguio City			0			0	0.00
Region 1	0	0	0	0	0	0	0.00
Ilocos Norte			0			0	0.00

Ilocos Sur			0			0	0.00
La Union			0			0	0.00
Pangasinan			0			0	0.00
Alaminos City			0			0	0.00
Candon City			0			0	0.00
Dagupan City			0			0	0.00
Laoag City			0			0	0.00
San Carlos City			0			0	0.00
San Fernando City			0			0	0.00
Urdaneta City			0			0	0.00
Vigan City			0			0	0.00
Region 2	0	0	0	0	0	0	0.00
Batanes			0			0	0.00
Cagayan			0			0	0.00
Isabela			0			0	0.00
Nueva Vizcaya			0			0	0.00
Quirino			0			0	0.00
Cauayan City			0			0	0.00
Ilagan City			0			0	0.00
Santiago City			0			0	0.00
Tuguegarao City			0			0	0.00
Region 3	0	0	0	0	0	0	0.00
Aurora			0			0	0.00
Bataan			0			0	0.00
Bulacan			0			0	0.00
Nueva Ecija			0			0	0.00
Pampanga			0			0	0.00
Tarlac			0			0	0.00
Zambales			0			0	0.00
Angeles City			0			0	0.00
Balanga City			0			0	0.00
Cabanatuan City			0			0	0.00
City of San Fernando			0			0	0.00
Gapan City			0			0	0.00
Mabalacat City			0			0	0.00
Malolos City			0			0	0.00
Meycauayan			0			0	0.00
Olongapo			0			0	0.00
Palayan City			0			0	0.00
San Jose City			0			0	0.00
San Jose del Monte City			0			0	0.00

Science City of Munoz			0			0	0.00
Tarlac City			0			0	0.00
Region 4A	0	0	0	0	0	0	0.00
Batangas			0			0	0.00
Cavite			0			0	0.00
Laguna			0			0	0.00
Quezon			0			0	0.00
Rizal			0			0	0.00
Antipolo City			0			0	0.00
Bacoor City			0			0	0.00
Batangas City			0			0	0.00
Biñan City			0			0	0.00
Cabuyao City			0			0	0.00
Calamba City			0			0	0.00
Cavite City			0			0	0.00
Dasmariñas City			0			0	0.00
General Trias City			0			0	0.00
Imus City			0			0	0.00
Lipa City			0			0	0.00
Lucena City			0			0	0.00
San Pablo City			0			0	0.00
San Pedro City			0			0	0.00
Santa Rosa City			0			0	0.00
Tagaytay City			0			0	0.00
Tanauan City			0			0	0.00
Tayabas City			0			0	0.00
Trece Martires City			0			0	0.00
Region 4B	0	0	0	0	0	0	0.00
Marinduque			0			0	0.00
Mindoro Occidental			0			0	0.00
Mindoro Oriental			0			0	0.00
Palawan			0			0	0.00
Romblon			0			0	0.00
Puerto Princesa City			0			0	0.00
Region 5	0	0	0	0	0	0	0.00
Albay			0			0	0.00
Camarines Norte			0			0	0.00
Camarines Sur			0			0	0.00
Catanduanes			0			0	0.00
Masbate			0			0	0.00

Sorsogon			0			0	0.00
Iriga City			0			0	0.00
Legaspi City			0			0	0.00
Naga City			0			0	0.00
Region 6	0	0	0	0	0	0	0.00
Aklan			0			0	0.00
Antique			0			0	0.00
Capiz			0			0	0.00
Guimaras			0			0	0.00
Iloilo			0			0	0.00
Negros Occidental			0			0	0.00
Bacolod City			0			0	0.00
Bago City			0			0	0.00
Cadiz City			0			0	0.00
Escalante City			0			0	0.00
Himamaylan City			0			0	0.00
Iloilo City			0			0	0.00
Kabankalan City			0			0	0.00
La Carlota City			0			0	0.00
Passi City			0			0	0.00
Roxas City			0			0	0.00
Sagay City			0			0	0.00
San Carlos City			0			0	0.00
Silay City			0			0	0.00
Sipalay City			0			0	0.00
Talisay City			0			0	0.00
Victorias City			0			0	0.00
Region 7	0	0	0	0	0	0	0.00
Bohol			0			0	0.00
Cebu			0			0	0.00
Negros Oriental			0			0	0.00
Siquijor			0			0	0.00
Bais City			0			0	0.00
Bayawan City			0			0	0.00
Canlaon City			0			0	0.00
Cebu City			0			0	0.00
Danao City			0			0	0.00
Dumaguete City			0			0	0.00
Lapu-Lapu City			0			0	0.00
Mandaue City			0			0	0.00
Tagbilaran City			0			0	0.00

Talisay City			0			0	0.00
Tanjay City			0			0	0.00
Toledo City			0			0	0.00
Region 8	0	0	0	0	0	0	0.00
Biliran			0			0	0.00
Eastern Samar			0			0	0.00
Northern Leyte			0			0	0.00
Northern Samar			0			0	0.00
Southern Leyte			0			0	0.00
Western Samar			0			0	0.00
Calbayog City			0			0	0.00
Maasin City			0			0	0.00
Ormoc City			0			0	0.00
Tacloban City			0			0	0.00
Region 9	0	0	0	0	0	0	0.00
Zamboanga del Norte			0			0	0.00
Zamboanga del Sur			0			0	0.00
Zamboanga Sibugay			0			0	0.00
Dapitan City			0			0	0.00
Dipolog City			0			0	0.00
Isabela City			0			0	0.00
Pagadian City			0			0	0.00
Zamboanga City			0			0	0.00
Region 10	0	0	0	0	0	0	0.00
Bukidnon			0			0	0.00
Camiguin			0			0	0.00
Lanao del Norte			0			0	0.00
Misamis Occidental			0			0	0.00
Misamis Oriental			0			0	0.00
Cagayan de Oro City			0			0	0.00
El Salvador City			0			0	0.00
Gingoog City			0			0	0.00
Iligan City			0			0	0.00
Malaybalay City			0			0	0.00
Oroquieta City			0			0	0.00
Ozamis City			0			0	0.00
Tangub City			0			0	0.00
Valencia City			0			0	0.00

Region 11	0	0	0	0	0	0	0.00
Compostela Valley			0			0	0.00
Davao del Norte			0			0	0.00
Davao del Sur			0			0	0.00
Davao Oriental			0			0	0.00
Davao Occidental			0			0	0.00
Davao City			0			0	0.00
Region 12	0	0	0	0	0	0	0.00
North Cotabato			0			0	0.00
Sarangani			0			0	0.00
South Cotabato			0			0	0.00
Sultan Kudarat			0			0	0.00
Cotabato City			0			0	0.00
Gen. Santos City			0			0	0.00
A.R.M.M.	0	0	0	0	0	0	0.00
Basilan			0			0	0.00
Lanao del Sur			0			0	0.00
Maguindanao			0			0	0.00
Sulu			0			0	0.00
Tawi-Tawi			0			0	0.00
Lamitan City			0			0	0.00
Marawi City			0			0	0.00
CARAGA	0	0	0	0	0	0	0.00
Agusan del Norte			0			0	0.00
Agusan del Sur			0			0	0.00
Surigao del Norte			0			0	0.00
Surigao del Sur			0			0	0.00
Province of Dinagat			0			0	0.00
Bislig City			0			0	0.00
Butuan City			0			0	0.00
Surigao City			0			0	0.00

Legend:

0 = No Case

* = No Report

Filariasis

2017 - Quarterly Report

Cases examined, Patient with lymphedema and Cases four

Area	Case Examined			No. of Patient w/ lymphedema			Clinical Rate
	Male	Female	Total	Male	Female	Total	
PHILIPPINES	0	0	0	0	0	0	0.00
N C R	0	0	0	0	0	0	0.00
Malabon	0	0	0	0	0	0	0.00
Navotas	0	0	0	0	0	0	0.00
Valenzuela City	0	0	0	0	0	0	0.00
Caloocan City	0	0	0	0	0	0	0.00
Marikina City	0	0	0	0	0	0	0.00
Pasig City	0	0	0	0	0	0	0.00
Pateros	0	0	0	0	0	0	0.00
Taguig	0	0	0	0	0	0	0.00
Quezon City	0	0	0	0	0	0	0.00
Makati City	0	0	0	0	0	0	0.00
Mandaluyong City	0	0	0	0	0	0	0.00
San Juan	0	0	0	0	0	0	0.00
Manila City	0	0	0	0	0	0	0.00
Las Piñas City	0	0	0	0	0	0	0.00
Muntinlupa City	0	0	0	0	0	0	0.00
Parañaque City	0	0	0	0	0	0	0.00
Pasay City	0	0	0	0	0	0	0.00
C A R	0	0	0	0	0	0	0.00
Abra			0			0	0.00
Apayao			0			0	0.00
Benguet			0			0	0.00
Ifugao			0			0	0.00
Kalinga			0			0	0.00
Mt. Province			0			0	0.00
Baguio City			0			0	0.00
Region 1	0	0	0	0	0	0	0.00
Ilocos Norte			0			0	0.00

Ilocos Sur			0			0	0.00
La Union			0			0	0.00
Pangasinan			0			0	0.00
Alaminos City			0			0	0.00
Candon City			0			0	0.00
Dagupan City			0			0	0.00
Laoag City			0			0	0.00
San Carlos City			0			0	0.00
San Fernando City			0			0	0.00
Urdaneta City			0			0	0.00
Vigan City			0			0	0.00
Region 2	0	0	0	0	0	0	0.00
Batanes			0			0	0.00
Cagayan			0			0	0.00
Isabela			0			0	0.00
Nueva Vizcaya			0			0	0.00
Quirino			0			0	0.00
Cauayan City			0			0	0.00
Ilagan City			0			0	0.00
Santiago City			0			0	0.00
Tuguegarao City			0			0	0.00
Region 3	0	0	0	0	0	0	0.00
Aurora			0			0	0.00
Bataan			0			0	0.00
Bulacan			0			0	0.00
Nueva Ecija			0			0	0.00
Pampanga			0			0	0.00
Tarlac			0			0	0.00
Zambales			0			0	0.00
Angeles City			0			0	0.00
Balanga City			0			0	0.00
Cabanatuan City			0			0	0.00
City of San Fernando			0			0	0.00
Gapan City			0			0	0.00
Mabalacat City			0			0	0.00
Malolos City			0			0	0.00
Meycauayan			0			0	0.00
Olongapo			0			0	0.00
Palayan City			0			0	0.00
San Jose City			0			0	0.00
San Jose del Monte City			0			0	0.00

Science City of Munoz			0			0	0.00
Tarlac City			0			0	0.00
Region 4A	0	0	0	0	0	0	0.00
Batangas			0			0	0.00
Cavite			0			0	0.00
Laguna			0			0	0.00
Quezon			0			0	0.00
Rizal			0			0	0.00
Antipolo City			0			0	0.00
Bacoor City			0			0	0.00
Batangas City			0			0	0.00
Biñan City			0			0	0.00
Cabuyao City			0			0	0.00
Calamba City			0			0	0.00
Cavite City			0			0	0.00
Dasmariñas City			0			0	0.00
General Trias City			0			0	0.00
Imus City			0			0	0.00
Lipa City			0			0	0.00
Lucena City			0			0	0.00
San Pablo City			0			0	0.00
San Pedro City			0			0	0.00
Santa Rosa City			0			0	0.00
Tagaytay City			0			0	0.00
Tanauan City			0			0	0.00
Tayabas City			0			0	0.00
Trece Martires City			0			0	0.00
Region 4B	0	0	0	0	0	0	0.00
Marinduque			0			0	0.00
Mindoro Occidental			0			0	0.00
Mindoro Oriental			0			0	0.00
Palawan			0			0	0.00
Romblon			0			0	0.00
Puerto Princesa City			0			0	0.00
Region 5	0	0	0	0	0	0	0.00
Albay			0			0	0.00
Camarines Norte			0			0	0.00
Camarines Sur			0			0	0.00
Catanduanes			0			0	0.00
Masbate			0			0	0.00

Sorsogon			0			0	0.00
Iriga City			0			0	0.00
Legaspi City			0			0	0.00
Naga City			0			0	0.00
Region 6	0	0	0	0	0	0	0.00
Aklan			0			0	0.00
Antique			0			0	0.00
Capiz			0			0	0.00
Guimaras			0			0	0.00
Iloilo			0			0	0.00
Negros Occidental			0			0	0.00
Bacolod City			0			0	0.00
Bago City			0			0	0.00
Cadiz City			0			0	0.00
Escalante City			0			0	0.00
Himamaylan City			0			0	0.00
Iloilo City			0			0	0.00
Kabankalan City			0			0	0.00
La Carlota City			0			0	0.00
Passi City			0			0	0.00
Roxas City			0			0	0.00
Sagay City			0			0	0.00
San Carlos City			0			0	0.00
Silay City			0			0	0.00
Sipalay City			0			0	0.00
Talisay City			0			0	0.00
Victorias City			0			0	0.00
Region 7	0	0	0	0	0	0	0.00
Bohol			0			0	0.00
Cebu			0			0	0.00
Negros Oriental			0			0	0.00
Siquijor			0			0	0.00
Bais City			0			0	0.00
Bayawan City			0			0	0.00
Canlaon City			0			0	0.00
Cebu City			0			0	0.00
Danao City			0			0	0.00
Dumaguete City			0			0	0.00
Lapu-Lapu City			0			0	0.00
Mandaue City			0			0	0.00
Tagbilaran City			0			0	0.00

Talisay City			0			0	0.00
Tanjay City			0			0	0.00
Toledo City			0			0	0.00
Region 8	0	0	0	0	0	0	0.00
Biliran			0			0	0.00
Eastern Samar			0			0	0.00
Northern Leyte			0			0	0.00
Northern Samar			0			0	0.00
Southern Leyte			0			0	0.00
Western Samar			0			0	0.00
Calbayog City			0			0	0.00
Maasin City			0			0	0.00
Ormoc City			0			0	0.00
Tacloban City			0			0	0.00
Region 9	0	0	0	0	0	0	0.00
Zamboanga del Norte			0			0	0.00
Zamboanga del Sur			0			0	0.00
Zamboanga Sibugay			0			0	0.00
Dapitan City			0			0	0.00
Dipolog City			0			0	0.00
Isabela City			0			0	0.00
Pagadian City			0			0	0.00
Zamboanga City			0			0	0.00
Region 10	0	0	0	0	0	0	0.00
Bukidnon			0			0	0.00
Camiguin			0			0	0.00
Lanao del Norte			0			0	0.00
Misamis Occidental			0			0	0.00
Misamis Oriental			0			0	0.00
Cagayan de Oro City			0			0	0.00
El Salvador City			0			0	0.00
Gingoog City			0			0	0.00
Iligan City			0			0	0.00
Malaybalay City			0			0	0.00
Oroquieta City			0			0	0.00
Ozamis City			0			0	0.00
Tangub City			0			0	0.00
Valencia City			0			0	0.00

Region 11	0	0	0	0	0	0	0.00
Compostela Valley			0			0	0.00
Davao del Norte			0			0	0.00
Davao del Sur			0			0	0.00
Davao Oriental			0			0	0.00
Davao Occidental			0			0	0.00
Davao City			0			0	0.00
Region 12	0	0	0	0	0	0	0.00
North Cotabato			0			0	0.00
Sarangani			0			0	0.00
South Cotabato			0			0	0.00
Sultan Kudarat			0			0	0.00
Cotabato City			0			0	0.00
Gen. Santos City			0			0	0.00
A.R.M.M.	0	0	0	0	0	0	0.00
Basilan			0			0	0.00
Lanao del Sur			0			0	0.00
Maguindanao			0			0	0.00
Sulu			0			0	0.00
Tawi-Tawi			0			0	0.00
Lamitan City			0			0	0.00
Marawi City			0			0	0.00
CARAGA	0	0	0	0	0	0	0.00
Agusan del Norte			0			0	0.00
Agusan del Sur			0			0	0.00
Surigao del Norte			0			0	0.00
Surigao del Sur			0			0	0.00
Province of Dinagat			0			0	0.00
Bislig City			0			0	0.00
Butuan City			0			0	0.00
Surigao City			0			0	0.00

Legend:

0 = No Case

* = No Report

Table 2L.1 - Filariasis

Cases Examined, No. of Patients with Lymphedema, Clinical Rate, No. of Cases Found Positive (+) and Prevalence Rate
By Region, Province and City
Philippines, 2017

Area	Cases Examined			No. of Patients with Lymphedema			Clinical Rate	No. of Cases Found Positive (+)			Prevalence Rate (Co.I.K/Co.I.D *100)
	Male	Female	Total	Male	Female	Total		Male	Female	Total	
PHILIPPINES	0	0	0	0	0	0	0.00	0	0	0	0.00
N C R	0	0	0	0	0	0	0.00	0	0	0	0.00
Malabon	0	0	0	0	0	0	0.00	0	0	0	0.00
Navotas	0	0	0	0	0	0	0.00	0	0	0	0.00
Valenzuela City	0	0	0	0	0	0	0.00	0	0	0	0.00
Caloocan City	0	0	0	0	0	0	0.00	0	0	0	0.00
Marikina City	0	0	0	0	0	0	0.00	0	0	0	0.00
Pasig City	0	0	0	0	0	0	0.00	0	0	0	0.00
Pateros	0	0	0	0	0	0	0.00	0	0	0	0.00
Taguig	0	0	0	0	0	0	0.00	0	0	0	0.00
Quezon City	0	0	0	0	0	0	0.00	0	0	0	0.00
Makati City	0	0	0	0	0	0	0.00	0	0	0	0.00
Mandaluyong City	0	0	0	0	0	0	0.00	0	0	0	0.00
San Juan	0	0	0	0	0	0	0.00	0	0	0	0.00
Manila City	0	0	0	0	0	0	0.00	0	0	0	0.00
Las Piñas City	0	0	0	0	0	0	0.00	0	0	0	0.00
Muntinlupa City	0	0	0	0	0	0	0.00	0	0	0	0.00
Parañaque City	0	0	0	0	0	0	0.00	0	0	0	0.00
Pasay City	0	0	0	0	0	0	0.00	0	0	0	0.00
C A R	0	0	0	0	0	0	0.00	0	0	0	0.00
Abra	0	0	0	0	0	0	0.00	0	0	0	0.00
Apayao	0	0	0	0	0	0	0.00	0	0	0	0.00
Benguet	0	0	0	0	0	0	0.00	0	0	0	0.00
Ifugao	0	0	0	0	0	0	0.00	0	0	0	0.00
Kalinga	0	0	0	0	0	0	0.00	0	0	0	0.00
Mt. Province	0	0	0	0	0	0	0.00	0	0	0	0.00
Baguio City	0	0	0	0	0	0	0.00	0	0	0	0.00
Region 1	0	0	0	0	0	0	0.00	0	0	0	0.00
Ilocos Note	0	0	0	0	0	0	0.00	0	0	0	0.00
Ilocos Sur	0	0	0	0	0	0	0.00	0	0	0	0.00
La Union	0	0	0	0	0	0	0.00	0	0	0	0.00
Pangasinan	0	0	0	0	0	0	0.00	0	0	0	0.00
Alaminos City	0	0	0	0	0	0	0.00	0	0	0	0.00
Candon City	0	0	0	0	0	0	0.00	0	0	0	0.00
Dagupan City	0	0	0	0	0	0	0.00	0	0	0	0.00
Laoag City	0	0	0	0	0	0	0.00	0	0	0	0.00
San Carlos City	0	0	0	0	0	0	0.00	0	0	0	0.00
San Fernando City	0	0	0	0	0	0	0.00	0	0	0	0.00
Urdaneta City	0	0	0	0	0	0	0.00	0	0	0	0.00
Vigan City	0	0	0	0	0	0	0.00	0	0	0	0.00
Region 2	0	0	0	0	0	0	0.00	0	0	0	0.00
Batanes	0	0	0	0	0	0	0.00	0	0	0	0.00
Cagayan	0	0	0	0	0	0	0.00	0	0	0	0.00
Isabela	0	0	0	0	0	0	0.00	0	0	0	0.00
Nueva Vizcaya	0	0	0	0	0	0	0.00	0	0	0	0.00
Quirino	0	0	0	0	0	0	0.00	0	0	0	0.00
Cauayan City	0	0	0	0	0	0	0.00	0	0	0	0.00
Ilagan City	0	0	0	0	0	0	0.00	0	0	0	0.00
Santiago City	0	0	0	0	0	0	0.00	0	0	0	0.00
Tuguegarao City	0	0	0	0	0	0	0.00	0	0	0	0.00

Table 2L.1 - Filariasis

Cases Examined, No. of Patients with Lymphedema, Clinical Rate, No. of Cases Found Positive (+) and Prevalence Rate
By Region, Province and City
Philippines, 2017

Area	Cases Examined			No. of Patients with Lymphedema			Clinical Rate	No. of Cases Found Positive (+)			Prevalence Rate (Co.I.K/Co.I.D *100)
	Male	Female	Total	Male	Female	Total		Male	Female	Total	
Region 3	0	0	0	0	0	0	0.00	0	0	0	0.00
Aurora	0	0	0	0	0	0	0.00	0	0	0	0.00
Bataan	0	0	0	0	0	0	0.00	0	0	0	0.00
Bulacan	0	0	0	0	0	0	0.00	0	0	0	0.00
Nueva Ecija	0	0	0	0	0	0	0.00	0	0	0	0.00
Pampanga	0	0	0	0	0	0	0.00	0	0	0	0.00
Tarlac	0	0	0	0	0	0	0.00	0	0	0	0.00
Zambales	0	0	0	0	0	0	0.00	0	0	0	0.00
Angeles City	0	0	0	0	0	0	0.00	0	0	0	0.00
Balanga City	0	0	0	0	0	0	0.00	0	0	0	0.00
Cabanatuan City	0	0	0	0	0	0	0.00	0	0	0	0.00
City of San Fernando	0	0	0	0	0	0	0.00	0	0	0	0.00
Gapan City	0	0	0	0	0	0	0.00	0	0	0	0.00
Mabalacat City	0	0	0	0	0	0	0.00	0	0	0	0.00
Malolos City	0	0	0	0	0	0	0.00	0	0	0	0.00
Meycauayan	0	0	0	0	0	0	0.00	0	0	0	0.00
Olongapo	0	0	0	0	0	0	0.00	0	0	0	0.00
Palayan City	0	0	0	0	0	0	0.00	0	0	0	0.00
San Jose City	0	0	0	0	0	0	0.00	0	0	0	0.00
San Jose del Monte City	0	0	0	0	0	0	0.00	0	0	0	0.00
Science City of Munoz	0	0	0	0	0	0	0.00	0	0	0	0.00
Tarlac City	0	0	0	0	0	0	0.00	0	0	0	0.00
Region 4A	0	0	0	0	0	0	0.00	0	0	0	0.00
Batangas	0	0	0	0	0	0	0.00	0	0	0	0.00
Cavite	0	0	0	0	0	0	0.00	0	0	0	0.00
Laguna	0	0	0	0	0	0	0.00	0	0	0	0.00
Quezon	0	0	0	0	0	0	0.00	0	0	0	0.00
Rizal	0	0	0	0	0	0	0.00	0	0	0	0.00
Antipolo City	0	0	0	0	0	0	0.00	0	0	0	0.00
Bacoor City	0	0	0	0	0	0	0.00	0	0	0	0.00
Batangas City	0	0	0	0	0	0	0.00	0	0	0	0.00
Biñan City	0	0	0	0	0	0	0.00	0	0	0	0.00
Cabuyao City	0	0	0	0	0	0	0.00	0	0	0	0.00
Calamba City	0	0	0	0	0	0	0.00	0	0	0	0.00
Cavite City	0	0	0	0	0	0	0.00	0	0	0	0.00
Dasmariñas City	0	0	0	0	0	0	0.00	0	0	0	0.00
General Trias City	0	0	0	0	0	0	0.00	0	0	0	0.00
Imus City	0	0	0	0	0	0	0.00	0	0	0	0.00
Lipa City	0	0	0	0	0	0	0.00	0	0	0	0.00
Lucena City	0	0	0	0	0	0	0.00	0	0	0	0.00
San Pablo City	0	0	0	0	0	0	0.00	0	0	0	0.00
San Pedro City	0	0	0	0	0	0	0.00	0	0	0	0.00
Santa Rosa City	0	0	0	0	0	0	0.00	0	0	0	0.00
Tagaytay City	0	0	0	0	0	0	0.00	0	0	0	0.00
Tanauan City	0	0	0	0	0	0	0.00	0	0	0	0.00
Tayabas City	0	0	0	0	0	0	0.00	0	0	0	0.00
Trece Martires City	0	0	0	0	0	0	0.00	0	0	0	0.00
Region 4B	0	0	0	0	0	0	0.00	0	0	0	0.00
Marinduque	0	0	0	0	0	0	0.00	0	0	0	0.00
Mindoro Occidental	0	0	0	0	0	0	0.00	0	0	0	0.00
Mindoro Oriental	0	0	0	0	0	0	0.00	0	0	0	0.00
Palawan	0	0	0	0	0	0	0.00	0	0	0	0.00
Romblon	0	0	0	0	0	0	0.00	0	0	0	0.00
Puerto Princesa City	0	0	0	0	0	0	0.00	0	0	0	0.00

Table 2L.1 - Filariasis

Cases Examined, No. of Patients with Lymphedema, Clinical Rate, No. of Cases Found Positive (+) and Prevalence Rate
By Region, Province and City
Philippines, 2017

Area	Cases Examined			No. of Patients with Lymphedema			Clinical Rate	No. of Cases Found Positive (+)			Prevalence Rate (Co.I.K/Co.I.D *100)
	Male	Female	Total	Male	Female	Total		Male	Female	Total	
Region 5	0	0	0	0	0	0	0.00	0	0	0	0.00
Albay	0	0	0	0	0	0	0.00	0	0	0	0.00
Camarines Norte	0	0	0	0	0	0	0.00	0	0	0	0.00
Camarines Sur	0	0	0	0	0	0	0.00	0	0	0	0.00
Catanduanes	0	0	0	0	0	0	0.00	0	0	0	0.00
Masbate	0	0	0	0	0	0	0.00	0	0	0	0.00
Sorsogon	0	0	0	0	0	0	0.00	0	0	0	0.00
Iriga City	0	0	0	0	0	0	0.00	0	0	0	0.00
Legaspi City	0	0	0	0	0	0	0.00	0	0	0	0.00
Naga City	0	0	0	0	0	0	0.00	0	0	0	0.00
Region 6	0	0	0	0	0	0	0.00	0	0	0	0.00
Aklan	0	0	0	0	0	0	0.00	0	0	0	0.00
Antique	0	0	0	0	0	0	0.00	0	0	0	0.00
Capiz	0	0	0	0	0	0	0.00	0	0	0	0.00
Guimaras	0	0	0	0	0	0	0.00	0	0	0	0.00
Iloilo	0	0	0	0	0	0	0.00	0	0	0	0.00
Negros Occidental	0	0	0	0	0	0	0.00	0	0	0	0.00
Bacolod City	0	0	0	0	0	0	0.00	0	0	0	0.00
Bago City	0	0	0	0	0	0	0.00	0	0	0	0.00
Cadiz City	0	0	0	0	0	0	0.00	0	0	0	0.00
Escalante City	0	0	0	0	0	0	0.00	0	0	0	0.00
Himamaylan City	0	0	0	0	0	0	0.00	0	0	0	0.00
Iloilo City	0	0	0	0	0	0	0.00	0	0	0	0.00
Kabankalan City	0	0	0	0	0	0	0.00	0	0	0	0.00
La Carlota City	0	0	0	0	0	0	0.00	0	0	0	0.00
Passi City	0	0	0	0	0	0	0.00	0	0	0	0.00
Roxas City	0	0	0	0	0	0	0.00	0	0	0	0.00
Sagay City	0	0	0	0	0	0	0.00	0	0	0	0.00
San Carlos City	0	0	0	0	0	0	0.00	0	0	0	0.00
Silay City	0	0	0	0	0	0	0.00	0	0	0	0.00
Sipalay City	0	0	0	0	0	0	0.00	0	0	0	0.00
Talisay City	0	0	0	0	0	0	0.00	0	0	0	0.00
Victorias City	0	0	0	0	0	0	0.00	0	0	0	0.00
Region 7	0	0	0	0	0	0	0.00	0	0	0	0.00
Bohol	0	0	0	0	0	0	0.00	0	0	0	0.00
Cebu	0	0	0	0	0	0	0.00	0	0	0	0.00
Negros Oriental	0	0	0	0	0	0	0.00	0	0	0	0.00
Siquijor	0	0	0	0	0	0	0.00	0	0	0	0.00
Bais City	0	0	0	0	0	0	0.00	0	0	0	0.00
Bayawan City	0	0	0	0	0	0	0.00	0	0	0	0.00
Canlaon City	0	0	0	0	0	0	0.00	0	0	0	0.00
Cebu City	0	0	0	0	0	0	0.00	0	0	0	0.00
Danao City	0	0	0	0	0	0	0.00	0	0	0	0.00
Dumaguete City	0	0	0	0	0	0	0.00	0	0	0	0.00
Lapu-Lapu City	0	0	0	0	0	0	0.00	0	0	0	0.00
Mandaue City	0	0	0	0	0	0	0.00	0	0	0	0.00
Tagbilaran City	0	0	0	0	0	0	0.00	0	0	0	0.00
Talisay City	0	0	0	0	0	0	0.00	0	0	0	0.00
Tanjay City	0	0	0	0	0	0	0.00	0	0	0	0.00
Toledo City	0	0	0	0	0	0	0.00	0	0	0	0.00

Table 2L.1 - Filariasis

Cases Examined, No. of Patients with Lymphedema, Clinical Rate, No. of Cases Found Positive (+) and Prevalence Rate
By Region, Province and City
Philippines, 2017

Area	Cases Examined			No. of Patients with Lymphedema			Clinical Rate	No. of Cases Found Positive (+)			Prevalence Rate (Co.I.K/Co.I.D *100)
	Male	Female	Total	Male	Female	Total		Male	Female	Total	
Region 8	0	0	0	0	0	0	0.00	0	0	0	0.00
Biliran	0	0	0	0	0	0	0.00	0	0	0	0.00
Eastern Samar	0	0	0	0	0	0	0.00	0	0	0	0.00
Northern Leyte	0	0	0	0	0	0	0.00	0	0	0	0.00
Northern Samar	0	0	0	0	0	0	0.00	0	0	0	0.00
Southern Leyte	0	0	0	0	0	0	0.00	0	0	0	0.00
Western Samar	0	0	0	0	0	0	0.00	0	0	0	0.00
Calbayog City	0	0	0	0	0	0	0.00	0	0	0	0.00
Maasin City	0	0	0	0	0	0	0.00	0	0	0	0.00
Ormoc City	0	0	0	0	0	0	0.00	0	0	0	0.00
Tacloban City	0	0	0	0	0	0	0.00	0	0	0	0.00
Region 9	0	0	0	0	0	0	0.00	0	0	0	0.00
Zamboanga del Norte	0	0	0	0	0	0	0.00	0	0	0	0.00
Zamboanga del Sur	0	0	0	0	0	0	0.00	0	0	0	0.00
Zamboanga Sibugay	0	0	0	0	0	0	0.00	0	0	0	0.00
Dapitan City	0	0	0	0	0	0	0.00	0	0	0	0.00
Dipolog City	0	0	0	0	0	0	0.00	0	0	0	0.00
Isabela City	0	0	0	0	0	0	0.00	0	0	0	0.00
Pagadian City	0	0	0	0	0	0	0.00	0	0	0	0.00
Zamboanga City	0	0	0	0	0	0	0.00	0	0	0	0.00
Region 10	0	0	0	0	0	0	0.00	0	0	0	0.00
Bukidnon	0	0	0	0	0	0	0.00	0	0	0	0.00
Camiguin	0	0	0	0	0	0	0.00	0	0	0	0.00
Lanao del Norte	0	0	0	0	0	0	0.00	0	0	0	0.00
Misamis Occidental	0	0	0	0	0	0	0.00	0	0	0	0.00
Misamis Oriental	0	0	0	0	0	0	0.00	0	0	0	0.00
Cagayan de Oro City	0	0	0	0	0	0	0.00	0	0	0	0.00
El Salvador City	0	0	0	0	0	0	0.00	0	0	0	0.00
Gingoog City	0	0	0	0	0	0	0.00	0	0	0	0.00
Iligan City	0	0	0	0	0	0	0.00	0	0	0	0.00
Malaybalay City	0	0	0	0	0	0	0.00	0	0	0	0.00
Oroquieta City	0	0	0	0	0	0	0.00	0	0	0	0.00
Ozamis City	0	0	0	0	0	0	0.00	0	0	0	0.00
Tangub City	0	0	0	0	0	0	0.00	0	0	0	0.00
Valencia City	0	0	0	0	0	0	0.00	0	0	0	0.00
Region 11	0	0	0	0	0	0	0.00	0	0	0	0.00
Compostela Valley	0	0	0	0	0	0	0.00	0	0	0	0.00
Davao del Norte	0	0	0	0	0	0	0.00	0	0	0	0.00
Davao del Sur	0	0	0	0	0	0	0.00	0	0	0	0.00
Davao Oriental	0	0	0	0	0	0	0.00	0	0	0	0.00
Davao Occidental	0	0	0	0	0	0	0.00	0	0	0	0.00
Davao City	0	0	0	0	0	0	0.00	0	0	0	0.00
Region 12	0	0	0	0	0	0	0.00	0	0	0	0.00
North Cotabato	0	0	0	0	0	0	0.00	0	0	0	0.00
Sarangani	0	0	0	0	0	0	0.00	0	0	0	0.00
South Cotabato	0	0	0	0	0	0	0.00	0	0	0	0.00
Sultan Kudarat	0	0	0	0	0	0	0.00	0	0	0	0.00
Cotabato City	0	0	0	0	0	0	0.00	0	0	0	0.00
Gen. Santos City	0	0	0	0	0	0	0.00	0	0	0	0.00

Table 2L.1 - Filariasis

Cases Examined, No. of Patients with Lymphedema, Clinical Rate, No. of Cases Found Positive (+) and Prevalence Rate
By Region, Province and City
Philippines, 2017

Area	Cases Examined			No. of Patients with Lymphedema			Clinical Rate	No. of Cases Found Positive (+)			Prevalence Rate (Col.K/CoID *100)
	Male	Female	Total	Male	Female	Total		Male	Female	Total	
A.R.M.M.	0	0	0	0	0	0	0.00	0	0	0	0.00
Basilan	0	0	0	0	0	0	0.00	0	0	0	0.00
Lanao del Sur	0	0	0	0	0	0	0.00	0	0	0	0.00
Maguindanao	0	0	0	0	0	0	0.00	0	0	0	0.00
Sulu	0	0	0	0	0	0	0.00	0	0	0	0.00
Tawi-Tawi	0	0	0	0	0	0	0.00	0	0	0	0.00
Lamitan City	0	0	0	0	0	0	0.00	0	0	0	0.00
Marawi City	0	0	0	0	0	0	0.00	0	0	0	0.00
CARAGA	0	0	0	0	0	0	0.00	0	0	0	0.00
Agusan del Norte	0	0	0	0	0	0	0.00	0	0	0	0.00
Agusan del Sur	0	0	0	0	0	0	0.00	0	0	0	0.00
Surigao del Norte	0	0	0	0	0	0	0.00	0	0	0	0.00
Surigao del Sur	0	0	0	0	0	0	0.00	0	0	0	0.00
Province of Dinagat	0	0	0	0	0	0	0.00	0	0	0	0.00
Bislig City	0	0	0	0	0	0	0.00	0	0	0	0.00
Butuan City	0	0	0	0	0	0	0.00	0	0	0	0.00
Surigao City	0	0	0	0	0	0	0.00	0	0	0	0.00

Legend:

0 = No Case

* = No Report

Figure 2L.1

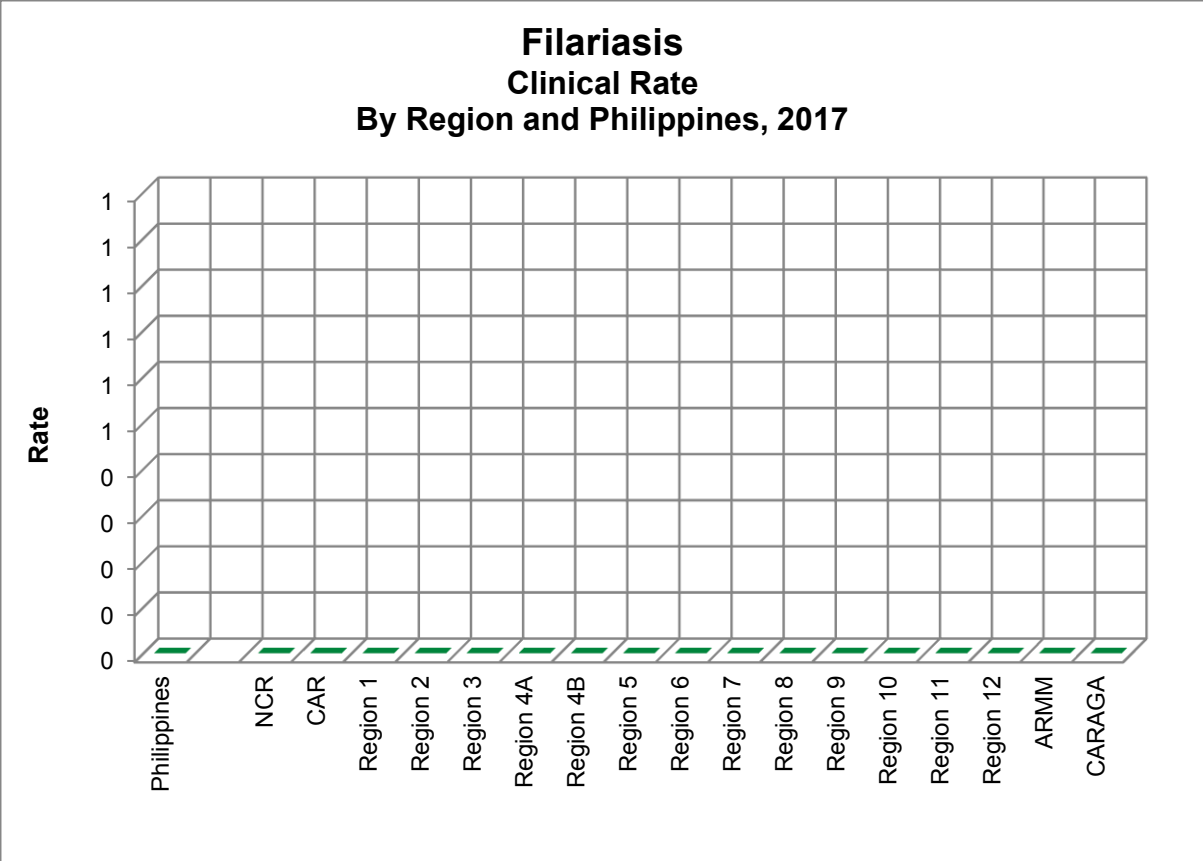


Figure 2L.2

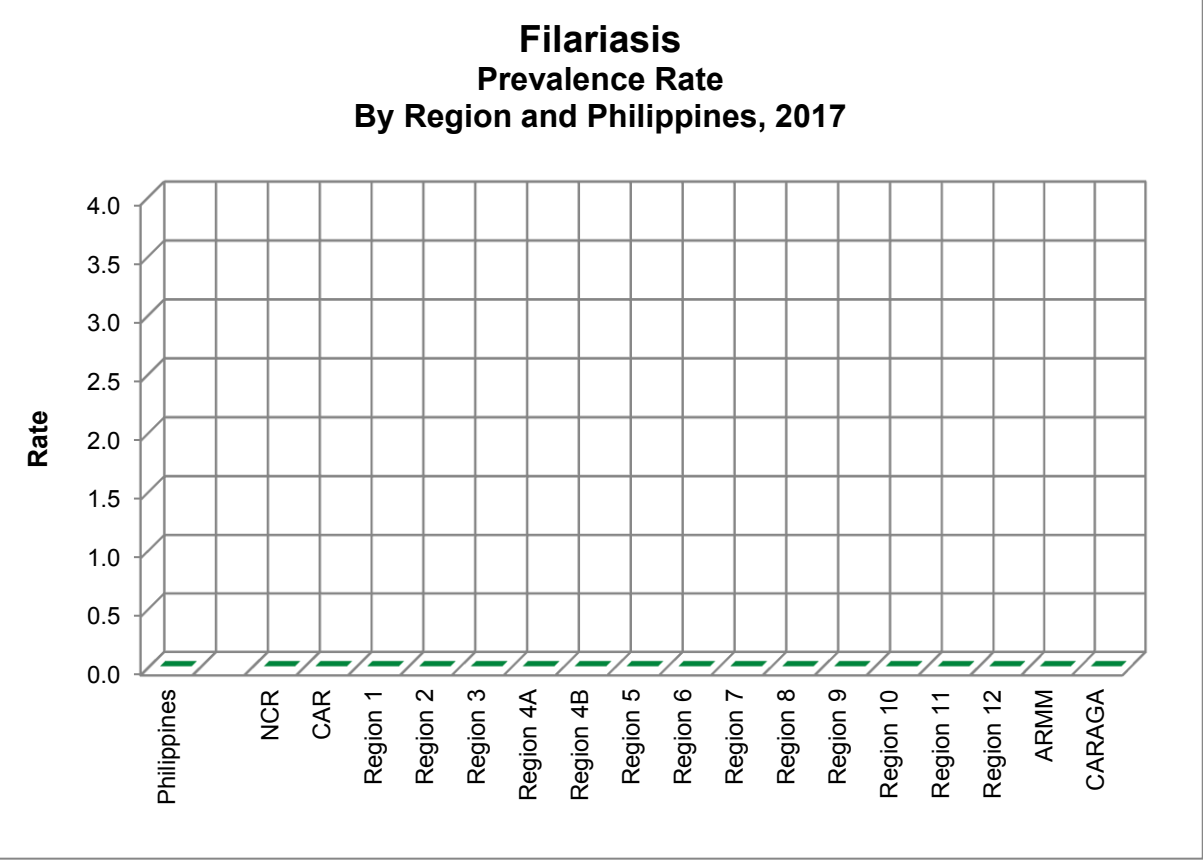
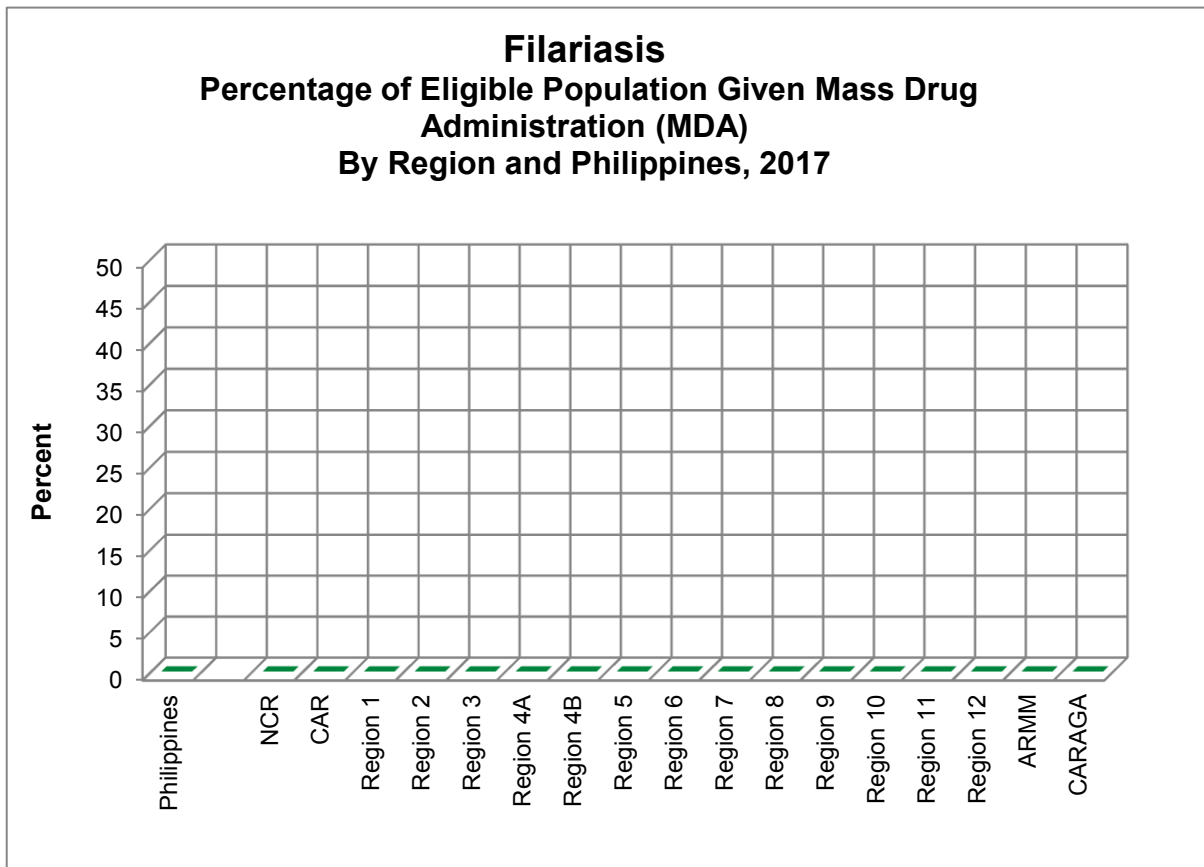


Figure 2L.3



Filariasis

2017 - Quarterly Report

Elig. Population given MDA, Total Population given MDA and Average M

First Quarter

Area	Elig. Pop. (TP x 94.6%)	Total given MDA			%	Ave
		Male	Female	Total		Male
PHILIPPINES	99,255,834	0	0	0	0.00	0
N C R	12,221,352	0	0	0	0.00	0
Malabon	346,907	0	0	0	0.00	0
Navotas	236,756	0	0	0	0.00	0
Valenzuela City	588,821	0	0	0	0.00	0
Caloocan City	1,503,298	0	0	0	0.00	0
Marikina City	427,782	0	0	0	0.00	0
Pasig City	716,829	0	0	0	0.00	0
Pateros	60,588	0	0	0	0.00	0
Taguig	763,917	0	0	0	0.00	0
Quezon City	2,786,565	0	0	0	0.00	0
Makati City	552,928	0	0	0	0.00	0
Mandaluyong City	366,601	0	0	0	0.00	0
San Juan	115,957	0	0	0	0.00	0
Manila City	1,689,477	0	0	0	0.00	0
Las Piñas City	558,899	0	0	0	0.00	0
Muntinlupa City	478,812	0	0	0	0.00	0
Parañaque City	631,908	0	0	0	0.00	0
Pasay City	395,307	0	0	0	0.00	0
C A R	1,747,590	0	0	0	0.00	0
Abra	242,201			0	0.00	
Apayao	124,071			0	0.00	
Benguet	439,546			0	0.00	
Ifugao	211,291			0	0.00	
Kalinga	220,979			0	0.00	
Mt. Province	169,307			0	0.00	
0						
Baguio City	340,197			0	0.00	
Region 1	4,979,042	0	0	0	0.00	0
Ilocos Note	458,331			0	0.00	
Ilocos Sur	557,468			0	0.00	

La Union	644,882			0	0.00	
Pangasinan	2,395,775			0	0.00	
	0					
Alaminos City	90,522			0	0.00	
Candon City	58,758			0	0.00	
Dagupan City	172,825			0	0.00	
Laoag City	105,678			0	0.00	
San Carlos City	190,281			0	0.00	
San Fernando City	118,155			0	0.00	
Urdaneta City	134,146			0	0.00	
Vigan City	52,221			0	0.00	
Region 2	3,401,458	0	0	0	0.00	0
Batanes	17,947			0	0.00	
Cagayan	1,019,916			0	0.00	
Isabela	1,164,248			0	0.00	
Nueva Vizcaya	451,978			0	0.00	
Quirino	194,466			0	0.00	
Cauayan City	127,401			0	0.00	
Ilagan City	143,183			0	0.00	
Santiago City	132,621			0	0.00	
Tuguegarao City	149,700			0	0.00	
Region 3	10,810,074	0	0	0	0.00	0
Aurora	224,773			0	0.00	
Bataan	635,004			0	0.00	
Bulacan	2,207,931			0	0.00	
Nueva Ecija	1,400,629			0	0.00	
Pampanga	1,550,661			0	0.00	
Tarlac	995,426			0	0.00	
Zambales	575,133			0	0.00	
Angeles City	389,056			0	0.00	
Balanga City	91,785			0	0.00	
Cabanatuan City	286,668			0	0.00	
City of San Fernando	289,838			0	0.00	
Gapan City	104,623			0	0.00	
Mabalacat City	237,042			0	0.00	
Malolos City	246,613			0	0.00	
Meycauayan	204,554			0	0.00	
Olongapo	226,841			0	0.00	
Palayan City	38,928			0	0.00	
San Jose City	132,542			0	0.00	
San Jose del Monte City	561,652			0	0.00	
Science City of Munoz	77,287			0	0.00	

Tarlac City	333,088			0	0.00	
Region 4A	13,867,749	0	0	0	0.00	0
Batangas	1,749,842			0	0.00	
Cavite	1,296,413			0	0.00	
Laguna	958,651			0	0.00	
Quezon	1,750,725			0	0.00	
Rizal	2,051,906			0	0.00	
Antipolo City	755,784			0	0.00	
Bacoor City	567,981			0	0.00	
Batangas City	310,553			0	0.00	
Biñan City	321,451			0	0.00	
Cabuyao City	298,012			0	0.00	
Calamba City	438,686			0	0.00	
Cavite City	97,221			0	0.00	
Dasmariñas City	623,218			0	0.00	
General Trias City	297,228			0	0.00	
Imus City	381,850			0	0.00	
Lipa City	312,918			0	0.00	
Lucena City	265,327			0	0.00	
San Pablo City	256,818			0	0.00	
San Pedro City	314,483			0	0.00	
Santa Rosa City	341,468			0	0.00	
Tagaytay City	67,315			0	0.00	
Tanauan City	163,211			0	0.00	
Tayabas City	99,434			0	0.00	
Trece Martires City	147,254			0	0.00	
Region 4B	3,042,778	0	0	0	0.00	0
Marinduque	245,560			0	0.00	
Mindoro Occidental	505,045			0	0.00	
Mindoro Oriental	868,262			0	0.00	
Palawan	857,382			0	0.00	
Romblon	309,038			0	0.00	
Puerto Princesa City	257,492			0	0.00	
Region 5	5,928,254	0	0	0	0.00	0
Albay	1,129,931			0	0.00	
Camarines Norte	595,870			0	0.00	
Camarines Sur	1,689,663			0	0.00	
Catanduanes	271,541			0	0.00	
Masbate	906,277			0	0.00	
Sorsogon	820,110			0	0.00	

Iriga City	114,807			0	0.00	
Legaspi City	198,704			0	0.00	
Naga City	201,351			0	0.00	
Region 6	7,492,214	0	0	0	0.00	0
Aklan	567,929			0	0.00	
Antique	598,627			0	0.00	
Capiz	579,578			0	0.00	
Guimaras	172,646			0	0.00	
Iloilo	1,815,022			0	0.00	
Negros Occidental	1,064,971			0	0.00	
Bacolod City	565,462			0	0.00	
Bago City	172,073			0	0.00	
Cadiz City	155,711			0	0.00	
Escalante City	94,671			0	0.00	
Himamaylan City	107,562			0	0.00	
Iloilo City	438,129			0	0.00	
Kabankalan City	183,139			0	0.00	
La Carlota City	64,880			0	0.00	
Passi City	78,771			0	0.00	
Roxas City	162,844			0	0.00	
Sagay City	147,198			0	0.00	
San Carlos City	133,382			0	0.00	
Silay City	127,740			0	0.00	
Sipalay City	70,518			0	0.00	
Talisay City	102,866			0	0.00	
Victorias City	88,495			0	0.00	
Region 7	7,274,489	0	0	0	0.00	0
Bohol	1,251,950			0	0.00	
Cebu	2,308,980			0	0.00	
Negros Oriental	901,947			0	0.00	
Siquijor	98,984			0	0.00	
Bais City	76,936			0	0.00	
Bayawan City	118,897			0	0.00	
Canlaon City	54,970			0	0.00	
Cebu City	885,949			0	0.00	
Danao City	131,047			0	0.00	
Dumaguete City	132,487			0	0.00	
Lapu-Lapu City	391,895			0	0.00	
Mandaue City	348,242			0	0.00	
Tagbilaran City	108,827			0	0.00	
Talisay City	218,599			0	0.00	

Tanjay City	81,213			0	0.00	
Toledo City	163,566			0	0.00	
Region 8	4,450,830	0	0	0	0.00	0
Biliran	181,478			0	0.00	
Eastern Samar	468,217			0	0.00	
Northern Leyte	1,474,438			0	0.00	
Northern Samar	651,801			0	0.00	
Southern Leyte	342,184			0	0.00	
Western Samar	610,915			0	0.00	
Calbayog City	188,253			0	0.00	
Maasin City	87,085			0	0.00	
Ormoc City	210,016			0	0.00	
Tacloban City	236,442			0	0.00	
Region 9	3,685,760	0	0	0	0.00	0
Zamboanga del Norte	806,944			0	0.00	
Zamboanga del Sur	828,179			0	0.00	
Zamboanga Sibugay	645,427			0	0.00	
Dapitan City	83,319			0	0.00	
Dipolog City	132,188			0	0.00	
Isabela City	107,193			0	0.00	
Pagadian City	203,122			0	0.00	
Zamboanga City	879,387			0	0.00	
Region 10	4,595,045	0	0	0	0.00	0
Bukidnon	1,016,182			0	0.00	
Camiguin	90,255			0	0.00	
Lanao del Norte	671,638			0	0.00	
Misamis Occidental	327,552			0	0.00	
Misamis Oriental	691,624			0	0.00	
Cagayan de Oro City	655,082			0	0.00	
El Salvador City	48,654			0	0.00	
Gingoog City	120,799			0	0.00	
Iligan City	340,209			0	0.00	
Malaybalay City	169,387			0	0.00	
Oroquieta City	70,978			0	0.00	
Ozamis City	142,272			0	0.00	
Tangub City	63,208			0	0.00	
Valencia City	187,204			0	0.00	
Region 11	4,874,861	0	0	0	0.00	0

Compostela Valley	749,285			0	0.00	
Davao del Norte	1,022,872			0	0.00	
Davao del Sur	621,539			0	0.00	
Davao Oriental	310,818			0	0.00	
Davao Occidental	565,874			0	0.00	
Davao City	1,604,473			0	0.00	
Region 12	4,522,080	0	0	0	0.00	0
North Cotabato	1,356,288			0	0.00	
Sarangani	547,410			0	0.00	
South Cotabato	905,525			0	0.00	
Sultan Kudarat	821,863			0	0.00	
Cotabato City	302,888			0	0.00	
Gen. Santos City	588,105			0	0.00	
A.R.M.M.	3,686,418	0	0	0	0.00	0
Basilan	263,816			0	0.00	
Lanao del Sur	858,649			0	0.00	
Maguindanao	1,062,493			0	0.00	
Sulu	809,341			0	0.00	
Tawi-Tawi	414,160			0	0.00	
Lamitan City	72,586			0	0.00	
Marawi City	205,374			0	0.00	
CARAGA	2,675,840	0	0	0	0.00	0
Agusan del Norte	362,254			0	0.00	
Agusan del Sur	741,601			0	0.00	
Surigao del Norte	326,569			0	0.00	
Surigao del Sur	511,946			0	0.00	
Province of Dinagat	139,704			0	0.00	
Bislig City	97,238			0	0.00	
Butuan City	344,432			0	0.00	
Surigao City	152,096			0	0.00	

Legend:

0 = No Case

* = No Report

** Total count of Microfilaria in the slides found positive x :
(presuming 20 microliter/slide over No. of slides found pos

Filariasis

2017 - Quarterly Report

Elig. Population given MDA, Total Population given MDA and Average I

Second Qu

Area	Elig. Pop. (TP x 94.6%)	Total given MDA			%	Ave
		Male	Female	Total		Male
PHILIPPINES	99,255,834	0	0	0	0.00	0
N C R	12,221,352	0	0	0	0.00	0
Malabon	346,907	0	0	0	0.00	0
Navotas	236,756	0	0	0	0.00	0
Valenzuela City	588,821	0	0	0	0.00	0
Caloocan City	1,503,298	0	0	0	0.00	0
Marikina City	427,782	0	0	0	0.00	0
Pasig City	716,829	0	0	0	0.00	0
Pateros	60,588	0	0	0	0.00	0
Taguig	763,917	0	0	0	0.00	0
Quezon City	2,786,565	0	0	0	0.00	0
Makati City	552,928	0	0	0	0.00	0
Mandaluyong City	366,601	0	0	0	0.00	0
San Juan	115,957	0	0	0	0.00	0
Manila City	1,689,477	0	0	0	0.00	0
Las Piñas City	558,899	0	0	0	0.00	0
Muntinlupa City	478,812	0	0	0	0.00	0
Parañaque City	631,908	0	0	0	0.00	0
Pasay City	395,307	0	0	0	0.00	0
C A R	1,747,590	0	0	0	0.00	0
Abra	242,201			0	0.00	
Apayao	124,071			0	0.00	
Benguet	439,546			0	0.00	
Ifugao	211,291			0	0.00	
Kalinga	220,979			0	0.00	
Mt. Province	169,307			0	0.00	
Baguio City	340,197			0	0.00	
Region 1	4,979,042	0	0	0	0.00	0
Ilocos Note	458,331			0	0.00	
Ilocos Sur	557,468			0	0.00	

La Union	644,882			0	0.00	
Pangasinan	2,395,775			0	0.00	
Alaminos City	90,522			0	0.00	
Candon City	58,758			0	0.00	
Dagupan City	172,825			0	0.00	
Laoag City	105,678			0	0.00	
San Carlos City	190,281			0	0.00	
San Fernando City	118,155			0	0.00	
Urdaneta City	134,146			0	0.00	
Vigan City	52,221			0	0.00	
Region 2	3,401,458	0	0	0	0.00	0
Batanes	17,947			0	0.00	
Cagayan	1,019,916			0	0.00	
Isabela	1,164,248			0	0.00	
Nueva Vizcaya	451,978			0	0.00	
Quirino	194,466			0	0.00	
Cauayan City	127,401			0	0.00	
Ilagan City	143,183			0	0.00	
Santiago City	132,621			0	0.00	
Tuguegarao City	149,700			0	0.00	
Region 3	10,810,074	0	0	0	0.00	0
Aurora	224,773			0	0.00	
Bataan	635,004			0	0.00	
Bulacan	2,207,931			0	0.00	
Nueva Ecija	1,400,629			0	0.00	
Pampanga	1,550,661			0	0.00	
Tarlac	995,426			0	0.00	
Zambales	575,133			0	0.00	
Angeles City	389,056			0	0.00	
Balanga City	91,785			0	0.00	
Cabanatuan City	286,668			0	0.00	
City of San Fernando	289,838			0	0.00	
Gapan City	104,623			0	0.00	
Mabalacat City	237,042			0	0.00	
Malolos City	246,613			0	0.00	
Meycauayan	204,554			0	0.00	
Olongapo	226,841			0	0.00	
Palayan City	38,928			0	0.00	
San Jose City	132,542			0	0.00	
San Jose del Monte City	561,652			0	0.00	
Science City of Munoz	77,287			0	0.00	

Tarlac City	333,088			0	0.00	
Region 4A	13,867,749	0	0	0	0.00	0
Batangas	1,749,842			0	0.00	
Cavite	1,296,413			0	0.00	
Laguna	958,651			0	0.00	
Quezon	1,750,725			0	0.00	
Rizal	2,051,906			0	0.00	
Antipolo City	755,784			0	0.00	
Bacoor City	567,981			0	0.00	
Batangas City	310,553			0	0.00	
Biñan City	321,451			0	0.00	
Cabuyao City	298,012			0	0.00	
Calamba City	438,686			0	0.00	
Cavite City	97,221			0	0.00	
Dasmariñas City	623,218			0	0.00	
General Trias City	297,228			0	0.00	
Imus City	381,850			0	0.00	
Lipa City	312,918			0	0.00	
Lucena City	265,327			0	0.00	
San Pablo City	256,818			0	0.00	
San Pedro City	314,483			0	0.00	
Santa Rosa City	341,468			0	0.00	
Tagaytay City	67,315			0	0.00	
Tanauan City	163,211			0	0.00	
Tayabas City	99,434			0	0.00	
Trece Martires City	147,254			0	0.00	
Region 4B	3,042,778	0	0	0	0.00	0
Marinduque	245,560			0	0.00	
Mindoro Occidental	505,045			0	0.00	
Mindoro Oriental	868,262			0	0.00	
Palawan	857,382			0	0.00	
Romblon	309,038			0	0.00	
Puerto Princesa City	257,492			0	0.00	
Region 5	5,928,254	0	0	0	0.00	0
Albay	1,129,931			0	0.00	
Camarines Norte	595,870			0	0.00	
Camarines Sur	1,689,663			0	0.00	
Catanduanes	271,541			0	0.00	
Masbate	906,277			0	0.00	
Sorsogon	820,110			0	0.00	

Iriga City	114,807			0	0.00	
Legaspi City	198,704			0	0.00	
Naga City	201,351			0	0.00	
Region 6	7,492,214	0	0	0	0.00	0
Aklan	567,929			0	0.00	
Antique	598,627			0	0.00	
Capiz	579,578			0	0.00	
Guimaras	172,646			0	0.00	
Iloilo	1,815,022			0	0.00	
Negros Occidental	1,064,971			0	0.00	
Bacolod City	565,462			0	0.00	
Bago City	172,073			0	0.00	
Cadiz City	155,711			0	0.00	
Escalante City	94,671			0	0.00	
Himamaylan City	107,562			0	0.00	
Iloilo City	438,129			0	0.00	
Kabankalan City	183,139			0	0.00	
La Carlota City	64,880			0	0.00	
Passi City	78,771			0	0.00	
Roxas City	162,844			0	0.00	
Sagay City	147,198			0	0.00	
San Carlos City	133,382			0	0.00	
Silay City	127,740			0	0.00	
Sipalay City	70,518			0	0.00	
Talisay City	102,866			0	0.00	
Victorias City	88,495			0	0.00	
Region 7	7,274,489	0	0	0	0.00	0
Bohol	1,251,950			0	0.00	
Cebu	2,308,980			0	0.00	
Negros Oriental	901,947			0	0.00	
Siquijor	98,984			0	0.00	
Bais City	76,936			0	0.00	
Bayawan City	118,897			0	0.00	
Canlaon City	54,970			0	0.00	
Cebu City	885,949			0	0.00	
Danao City	131,047			0	0.00	
Dumaguete City	132,487			0	0.00	
Lapu-Lapu City	391,895			0	0.00	
Mandaue City	348,242			0	0.00	
Tagbilaran City	108,827			0	0.00	
Talisay City	218,599			0	0.00	

Tanjay City	81,213			0	0.00	
Toledo City	163,566			0	0.00	
Region 8	4,450,830	0	0	0	0.00	0
Biliran	181,478			0	0.00	
Eastern Samar	468,217			0	0.00	
Northern Leyte	1,474,438			0	0.00	
Northern Samar	651,801			0	0.00	
Southern Leyte	342,184			0	0.00	
Western Samar	610,915			0	0.00	
Calbayog City	188,253			0	0.00	
Maasin City	87,085			0	0.00	
Ormoc City	210,016			0	0.00	
Tacloban City	236,442			0	0.00	
Region 9	3,685,760	0	0	0	0.00	0
Zamboanga del Norte	806,944			0	0.00	
Zamboanga del Sur	828,179			0	0.00	
Zamboanga Sibugay	645,427			0	0.00	
Dapitan City	83,319			0	0.00	
Dipolog City	132,188			0	0.00	
Isabela City	107,193			0	0.00	
Pagadian City	203,122			0	0.00	
Zamboanga City	879,387			0	0.00	
Region 10	4,595,045	0	0	0	0.00	0
Bukidnon	1,016,182			0	0.00	
Camiguin	90,255			0	0.00	
Lanao del Norte	671,638			0	0.00	
Misamis Occidental	327,552			0	0.00	
Misamis Oriental	691,624			0	0.00	
Cagayan de Oro City	655,082			0	0.00	
El Salvador City	48,654			0	0.00	
Gingoog City	120,799			0	0.00	
Iligan City	340,209			0	0.00	
Malaybalay City	169,387			0	0.00	
Oroquieta City	70,978			0	0.00	
Ozamis City	142,272			0	0.00	
Tangub City	63,208			0	0.00	
Valencia City	187,204			0	0.00	
Region 11	4,874,861	0	0	0	0.00	0

Compostela Valley	749,285			0	0.00	
Davao del Norte	1,022,872			0	0.00	
Davao del Sur	621,539			0	0.00	
Davao Oriental	310,818			0	0.00	
Davao Occidental	565,874			0	0.00	
Davao City	1,604,473			0	0.00	
Region 12	4,522,080	0	0	0	0.00	0
North Cotabato	1,356,288	0	0	0	0.00	0
Sarangani	547,410	0	0	0	0.00	0
South Cotabato	905,525	0	0	0	0.00	0
Sultan Kudarat	821,863	0	0	0	0.00	0
Cotabato City	302,888	0	0	0	0.00	0
Gen. Santos City	588,105	0	0	0	0.00	0
A.R.M.M.	3,686,418	0	0	0	0.00	0
Basilan	263,816			0	0.00	
Lanao del Sur	858,649			0	0.00	
Maguindanao	1,062,493			0	0.00	
Sulu	809,341			0	0.00	
Tawi-Tawi	414,160			0	0.00	
Lamitan City	72,586			0	0.00	
Marawi City	205,374			0	0.00	
CARAGA	2,675,840	0	0	0	0.00	0
Agusan del Norte	362,254			0	0.00	
Agusan del Sur	741,601			0	0.00	
Surigao del Norte	326,569			0	0.00	
Surigao del Sur	511,946			0	0.00	
Province of Dinagat	139,704			0	0.00	
Bislig City	97,238			0	0.00	
Butuan City	344,432			0	0.00	
Surigao City	152,096			0	0.00	

Legend:

0 = No Case

* = No Report

** Total count of Microfilaria in the slides found positive x 5
(presuming 20 microliter/slide over No. of slides found pos)

Filariasis

2017 - Quarterly Report

Elig. Population given MDA, Total Population given MDA and Average M

Third Quar

Area	Elig. Pop. (TP x 94.6%)	Total given MDA			%	Ave
		Male	Female	Total		Male
PHILIPPINES	99,255,834	0	0	0	0.00	0
N C R	12,221,352	0	0	0	0.00	0
Malabon	346,907	0	0	0	0.00	0
Navotas	236,756	0	0	0	0.00	0
Valenzuela City	588,821	0	0	0	0.00	0
Caloocan City	1,503,298	0	0	0	0.00	0
Marikina City	427,782	0	0	0	0.00	0
Pasig City	716,829	0	0	0	0.00	0
Pateros	60,588	0	0	0	0.00	0
Taguig	763,917	0	0	0	0.00	0
Quezon City	2,786,565	0	0	0	0.00	0
Makati City	552,928	0	0	0	0.00	0
Mandaluyong City	366,601	0	0	0	0.00	0
San Juan	115,957	0	0	0	0.00	0
Manila City	1,689,477	0	0	0	0.00	0
Las Piñas City	558,899	0	0	0	0.00	0
Muntinlupa City	478,812	0	0	0	0.00	0
Parañaque City	631,908	0	0	0	0.00	0
Pasay City	395,307	0	0	0	0.00	0
C A R	1,747,590	0	0	0	0.00	0
Abra	242,201			0	0.00	
Apayao	124,071			0	0.00	
Benguet	439,546			0	0.00	
Ifugao	211,291			0	0.00	
Kalinga	220,979			0	0.00	
Mt. Province	169,307			0	0.00	
Baguio City	340,197			0	0.00	
Region 1	4,979,042	0	0	0	0.00	0
Ilocos Note	458,331			0	0.00	
Ilocos Sur	557,468			0	0.00	

La Union	644,882			0	0.00	
Pangasinan	2,395,775			0	0.00	
Alaminos City	90,522			0	0.00	
Candon City	58,758			0	0.00	
Dagupan City	172,825			0	0.00	
Laoag City	105,678			0	0.00	
San Carlos City	190,281			0	0.00	
San Fernando City	118,155			0	0.00	
Urdaneta City	134,146			0	0.00	
Vigan City	52,221			0	0.00	
Region 2	3,401,458	0	0	0	0.00	0
Batanes	17,947			0	0.00	
Cagayan	1,019,916			0	0.00	
Isabela	1,164,248			0	0.00	
Nueva Vizcaya	451,978			0	0.00	
Quirino	194,466			0	0.00	
Cauayan City	127,401			0	0.00	
Ilagan City	143,183			0	0.00	
Santiago City	132,621			0	0.00	
Tuguegarao City	149,700			0	0.00	
Region 3	10,810,074	0	0	0	0.00	0
Aurora	224,773			0	0.00	
Bataan	635,004			0	0.00	
Bulacan	2,207,931			0	0.00	
Nueva Ecija	1,400,629			0	0.00	
Pampanga	1,550,661			0	0.00	
Tarlac	995,426			0	0.00	
Zambales	575,133			0	0.00	
Angeles City	389,056			0	0.00	
Balanga City	91,785			0	0.00	
Cabanatuan City	286,668			0	0.00	
City of San Fernando	289,838			0	0.00	
Gapan City	104,623			0	0.00	
Mabalacat City	237,042			0	0.00	
Malolos City	246,613			0	0.00	
Meycauayan	204,554			0	0.00	
Olongapo	226,841			0	0.00	
Palayan City	38,928			0	0.00	
San Jose City	132,542			0	0.00	
San Jose del Monte City	561,652			0	0.00	
Science City of Munoz	77,287			0	0.00	

Tarlac City	333,088			0	0.00	
Region 4A	13,867,749	0	0	0	0.00	0
Batangas	1,749,842			0	0.00	
Cavite	1,296,413			0	0.00	
Laguna	958,651			0	0.00	
Quezon	1,750,725			0	0.00	
Rizal	2,051,906			0	0.00	
Antipolo City	755,784			0	0.00	
Bacoor City	567,981			0	0.00	
Batangas City	310,553			0	0.00	
Biñan City	321,451			0	0.00	
Cabuyao City	298,012			0	0.00	
Calamba City	438,686			0	0.00	
Cavite City	97,221			0	0.00	
Dasmariñas City	623,218			0	0.00	
General Trias City	297,228			0	0.00	
Imus City	381,850			0	0.00	
Lipa City	312,918			0	0.00	
Lucena City	265,327			0	0.00	
San Pablo City	256,818			0	0.00	
San Pedro City	314,483			0	0.00	
Santa Rosa City	341,468			0	0.00	
Tagaytay City	67,315			0	0.00	
Tanauan City	163,211			0	0.00	
Tayabas City	99,434			0	0.00	
Trece Martires City	147,254			0	0.00	
Region 4B	3,042,778	0	0	0	0.00	0
Marinduque	245,560			0	0.00	
Mindoro Occidental	505,045			0	0.00	
Mindoro Oriental	868,262			0	0.00	
Palawan	857,382			0	0.00	
Romblon	309,038			0	0.00	
Puerto Princesa City	257,492			0	0.00	
Region 5	5,928,254	0	0	0	0.00	0
Albay	1,129,931			0	0.00	
Camarines Norte	595,870			0	0.00	
Camarines Sur	1,689,663			0	0.00	
Catanduanes	271,541			0	0.00	
Masbate	906,277			0	0.00	
Sorsogon	820,110			0	0.00	

Iriga City	114,807			0	0.00	
Legaspi City	198,704			0	0.00	
Naga City	201,351			0	0.00	
Region 6	7,492,214	0	0	0	0.00	0
Aklan	567,929			0	0.00	
Antique	598,627			0	0.00	
Capiz	579,578			0	0.00	
Guimaras	172,646			0	0.00	
Iloilo	1,815,022			0	0.00	
Negros Occidental	1,064,971			0	0.00	
Bacolod City	565,462			0	0.00	
Bago City	172,073			0	0.00	
Cadiz City	155,711			0	0.00	
Escalante City	94,671			0	0.00	
Himamaylan City	107,562			0	0.00	
Iloilo City	438,129			0	0.00	
Kabankalan City	183,139			0	0.00	
La Carlota City	64,880			0	0.00	
Passi City	78,771			0	0.00	
Roxas City	162,844			0	0.00	
Sagay City	147,198			0	0.00	
San Carlos City	133,382			0	0.00	
Silay City	127,740			0	0.00	
Sipalay City	70,518			0	0.00	
Talisay City	102,866			0	0.00	
Victorias City	88,495			0	0.00	
Region 7	7,274,489	0	0	0	0.00	0
Bohol	1,251,950			0	0.00	
Cebu	2,308,980			0	0.00	
Negros Oriental	901,947			0	0.00	
Siquijor	98,984			0	0.00	
Bais City	76,936			0	0.00	
Bayawan City	118,897			0	0.00	
Canlaon City	54,970			0	0.00	
Cebu City	885,949			0	0.00	
Danao City	131,047			0	0.00	
Dumaguete City	132,487			0	0.00	
Lapu-Lapu City	391,895			0	0.00	
Mandaue City	348,242			0	0.00	
Tagbilaran City	108,827			0	0.00	
Talisay City	218,599			0	0.00	

Tanjay City	81,213			0	0.00	
Toledo City	163,566			0	0.00	
Region 8	4,450,830	0	0	0	0.00	0
Biliran	181,478			0	0.00	
Eastern Samar	468,217			0	0.00	
Northern Leyte	1,474,438			0	0.00	
Northern Samar	651,801			0	0.00	
Southern Leyte	342,184			0	0.00	
Western Samar	610,915			0	0.00	
Calbayog City	188,253			0	0.00	
Maasin City	87,085			0	0.00	
Ormoc City	210,016			0	0.00	
Tacloban City	236,442			0	0.00	
Region 9	3,685,760	0	0	0	0.00	0
Zamboanga del Norte	806,944			0	0.00	
Zamboanga del Sur	828,179			0	0.00	
Zamboanga Sibugay	645,427			0	0.00	
Dapitan City	83,319			0	0.00	
Dipolog City	132,188			0	0.00	
Isabela City	107,193			0	0.00	
Pagadian City	203,122			0	0.00	
Zamboanga City	879,387			0	0.00	
Region 10	4,595,045	0	0	0	0.00	0
Bukidnon	1,016,182			0	0.00	
Camiguin	90,255			0	0.00	
Lanao del Norte	671,638			0	0.00	
Misamis Occidental	327,552			0	0.00	
Misamis Oriental	691,624			0	0.00	
Cagayan de Oro City	655,082			0	0.00	
El Salvador City	48,654			0	0.00	
Gingoog City	120,799			0	0.00	
Iligan City	340,209			0	0.00	
Malaybalay City	169,387			0	0.00	
Oroquieta City	70,978			0	0.00	
Ozamis City	142,272			0	0.00	
Tangub City	63,208			0	0.00	
Valencia City	187,204			0	0.00	
Region 11	4,874,861	0	0	0	0.00	0

Compostela Valley	749,285				0	0.00	
Davao del Norte	1,022,872				0	0.00	
Davao del Sur	621,539				0	0.00	
Davao Oriental	310,818				0	0.00	
Davao Occidental	565,874				0	0.00	
Davao City	1,604,473				0	0.00	
Region 12	4,522,080	0	0	0	0	0.00	0
North Cotabato	1,356,288				0	0.00	
Sarangani	547,410				0	0.00	
South Cotabato	905,525				0	0.00	
Sultan Kudarat	821,863				0	0.00	
Cotabato City	302,888				0	0.00	
Gen. Santos City	588,105				0	0.00	
A.R.M.M.	3,686,418	0	0	0	0	0.00	0
Basilan	263,816				0	0.00	
Lanao del Sur	858,649				0	0.00	
Maguindanao	1,062,493				0	0.00	
Sulu	809,341				0	0.00	
Tawi-Tawi	414,160				0	0.00	
Lamitan City	72,586				0	0.00	
Marawi City	205,374				0	0.00	
CARAGA	2,675,840	0	0	0	0	0.00	0
Agusan del Norte	362,254				0	0.00	
Agusan del Sur	741,601				0	0.00	
Surigao del Norte	326,569				0	0.00	
Surigao del Sur	511,946				0	0.00	
Province of Dinagat	139,704				0	0.00	
Bislig City	97,238				0	0.00	
Butuan City	344,432				0	0.00	
Surigao City	152,096				0	0.00	

Legend:

0 = No Case

* = No Report

** Total count of Microfilaria in the slides found positive x 50
(presuming 20 microliter/slide over No. of slides found posit

Filariasis

2017 - Quarterly Report

Elig. Population given MDA, Total Population given MDA and Average MFI

Fourth Qu

Area	Elig. Pop. (TP x 94.6%)	Total given MDA			%	Ave
		Male	Female	Total		Male
PHILIPPINES	99,255,834	0	0	0	0.00	0
N C R	12,221,352	0	0	0	0.00	0
Malabon	346,907	0	0	0	0.00	0
Navotas	236,756	0	0	0	0.00	0
Valenzuela City	588,821	0	0	0	0.00	0
Caloocan City	1,503,298	0	0	0	0.00	0
Marikina City	427,782	0	0	0	0.00	0
Pasig City	716,829	0	0	0	0.00	0
Pateros	60,588	0	0	0	0.00	0
Taguig	763,917	0	0	0	0.00	0
Quezon City	2,786,565	0	0	0	0.00	0
Makati City	552,928	0	0	0	0.00	0
Mandaluyong City	366,601	0	0	0	0.00	0
San Juan	115,957	0	0	0	0.00	0
Manila City	1,689,477	0	0	0	0.00	0
Las Piñas City	558,899	0	0	0	0.00	0
Muntinlupa City	478,812	0	0	0	0.00	0
Parañaque City	631,908	0	0	0	0.00	0
Pasay City	395,307	0	0	0	0.00	0
C A R	1,747,590	0	0	0	0.00	0
Abra	242,201			0	0.00	
Apayao	124,071			0	0.00	
Benguet	439,546			0	0.00	
Ifugao	211,291			0	0.00	
Kalinga	220,979			0	0.00	
Mt. Province	169,307			0	0.00	
Baguio City	340,197			0	0.00	
Region 1	4,979,042	0	0	0	0.00	0
Ilocos Note	458,331			0	0.00	
Ilocos Sur	557,468			0	0.00	

La Union	644,882			0	0.00	
Pangasinan	2,395,775			0	0.00	
Alaminos City	90,522			0	0.00	
Candon City	58,758			0	0.00	
Dagupan City	172,825			0	0.00	
Laoag City	105,678			0	0.00	
San Carlos City	190,281			0	0.00	
San Fernando City	118,155			0	0.00	
Urdaneta City	134,146			0	0.00	
Vigan City	52,221			0	0.00	
Region 2	3,401,458	0	0	0	0.00	0
Batanes	17,947			0	0.00	
Cagayan	1,019,916			0	0.00	
Isabela	1,164,248			0	0.00	
Nueva Vizcaya	451,978			0	0.00	
Quirino	194,466			0	0.00	
Cauayan City	127,401			0	0.00	
Iligan City	143,183			0	0.00	
Santiago City	132,621			0	0.00	
Tuguegarao City	149,700			0	0.00	
Region 3	10,810,074	0	0	0	0.00	0
Aurora	224,773			0	0.00	
Bataan	635,004			0	0.00	
Bulacan	2,207,931			0	0.00	
Nueva Ecija	1,400,629			0	0.00	
Pampanga	1,550,661			0	0.00	
Tarlac	995,426			0	0.00	
Zambales	575,133			0	0.00	
Angeles City	389,056			0	0.00	
Balanga City	91,785			0	0.00	
Cabanatuan City	286,668			0	0.00	
City of San Fernando	289,838			0	0.00	
Gapan City	104,623			0	0.00	
Mabalacat City	237,042			0	0.00	
Malolos City	246,613			0	0.00	
Meycauayan	204,554			0	0.00	
Olongapo	226,841			0	0.00	
Palayan City	38,928			0	0.00	
San Jose City	132,542			0	0.00	
San Jose del Monte City	561,652			0	0.00	
Science City of Munoz	77,287			0	0.00	

Tarlac City	333,088			0	0.00	
Region 4A	13,867,749	0	0	0	0.00	0
Batangas	1,749,842			0	0.00	
Cavite	1,296,413			0	0.00	
Laguna	958,651			0	0.00	
Quezon	1,750,725			0	0.00	
Rizal	2,051,906			0	0.00	
Antipolo City	755,784			0	0.00	
Bacoor City	567,981			0	0.00	
Batangas City	310,553			0	0.00	
Biñan City	321,451			0	0.00	
Cabuyao City	298,012			0	0.00	
Calamba City	438,686			0	0.00	
Cavite City	97,221			0	0.00	
Dasmariñas City	623,218			0	0.00	
General Trias City	297,228			0	0.00	
Imus City	381,850			0	0.00	
Lipa City	312,918			0	0.00	
Lucena City	265,327			0	0.00	
San Pablo City	256,818			0	0.00	
San Pedro City	314,483			0	0.00	
Santa Rosa City	341,468			0	0.00	
Tagaytay City	67,315			0	0.00	
Tanauan City	163,211			0	0.00	
Tayabas City	99,434			0	0.00	
Trece Martires City	147,254			0	0.00	
Region 4B	3,042,778	0	0	0	0.00	0
Marinduque	245,560			0	0.00	
Mindoro Occidental	505,045			0	0.00	
Mindoro Oriental	868,262			0	0.00	
Palawan	857,382			0	0.00	
Romblon	309,038			0	0.00	
Puerto Princesa City	257,492			0	0.00	
Region 5	5,928,254	0	0	0	0.00	0
Albay	1,129,931			0	0.00	
Camarines Norte	595,870			0	0.00	
Camarines Sur	1,689,663			0	0.00	
Catanduanes	271,541			0	0.00	
Masbate	906,277			0	0.00	
Sorsogon	820,110			0	0.00	

Iriga City	114,807			0	0.00	
Legaspi City	198,704			0	0.00	
Naga City	201,351			0	0.00	
Region 6	7,492,214	0	0	0	0.00	0
Aklan	567,929			0	0.00	
Antique	598,627			0	0.00	
Capiz	579,578			0	0.00	
Guimaras	172,646			0	0.00	
Iloilo	1,815,022			0	0.00	
Negros Occidental	1,064,971			0	0.00	
Bacolod City	565,462			0	0.00	
Bago City	172,073			0	0.00	
Cadiz City	155,711			0	0.00	
Escalante City	94,671			0	0.00	
Himamaylan City	107,562			0	0.00	
Iloilo City	438,129			0	0.00	
Kabankalan City	183,139			0	0.00	
La Carlota City	64,880			0	0.00	
Passi City	78,771			0	0.00	
Roxas City	162,844			0	0.00	
Sagay City	147,198			0	0.00	
San Carlos City	133,382			0	0.00	
Silay City	127,740			0	0.00	
Sipalay City	70,518			0	0.00	
Talisay City	102,866			0	0.00	
Victorias City	88,495			0	0.00	
Region 7	7,274,489	0	0	0	0.00	0
Bohol	1,251,950			0	0.00	
Cebu	2,308,980			0	0.00	
Negros Oriental	901,947			0	0.00	
Siquijor	98,984			0	0.00	
Bais City	76,936			0	0.00	
Bayawan City	118,897			0	0.00	
Canlaon City	54,970			0	0.00	
Cebu City	885,949			0	0.00	
Danao City	131,047			0	0.00	
Dumaguete City	132,487			0	0.00	
Lapu-Lapu City	391,895			0	0.00	
Mandaue City	348,242			0	0.00	
Tagbilaran City	108,827			0	0.00	
Talisay City	218,599			0	0.00	

Tanjay City	81,213			0	0.00	
Toledo City	163,566			0	0.00	
Region 8	4,450,830	0	0	0	0.00	0
Biliran	181,478			0	0.00	
Eastern Samar	468,217			0	0.00	
Northern Leyte	1,474,438			0	0.00	
Northern Samar	651,801			0	0.00	
Southern Leyte	342,184			0	0.00	
Western Samar	610,915			0	0.00	
Calbayog City	188,253			0	0.00	
Maasin City	87,085			0	0.00	
Ormoc City	210,016			0	0.00	
Tacloban City	236,442			0	0.00	
Region 9	3,685,760	0	0	0	0.00	0
Zamboanga del Norte	806,944			0	0.00	
Zamboanga del Sur	828,179			0	0.00	
Zamboanga Sibugay	645,427			0	0.00	
Dapitan City	83,319			0	0.00	
Dipolog City	132,188			0	0.00	
Isabela City	107,193			0	0.00	
Pagadian City	203,122			0	0.00	
Zamboanga City	879,387			0	0.00	
Region 10	4,595,045	0	0	0	0.00	0
Bukidnon	1,016,182			0	0.00	
Camiguin	90,255			0	0.00	
Lanao del Norte	671,638			0	0.00	
Misamis Occidental	327,552			0	0.00	
Misamis Oriental	691,624			0	0.00	
Cagayan de Oro City	655,082			0	0.00	
El Salvador City	48,654			0	0.00	
Gingoog City	120,799			0	0.00	
Iligan City	340,209			0	0.00	
Malaybalay City	169,387			0	0.00	
Oroquieta City	70,978			0	0.00	
Ozamis City	142,272			0	0.00	
Tangub City	63,208			0	0.00	
Valencia City	187,204			0	0.00	
Region 11	4,874,861	0	0	0	0.00	0

Compostela Valley	749,285			0	0.00	
Davao del Norte	1,022,872			0	0.00	
Davao del Sur	621,539			0	0.00	
Davao Oriental	310,818			0	0.00	
Davao Occidental	565,874			0	0.00	
Davao City	1,604,473			0	0.00	
Region 12	4,522,080	0	0	0	0.00	0
North Cotabato	1,356,288			0	0.00	
Sarangani	547,410			0	0.00	
South Cotabato	905,525			0	0.00	
Sultan Kudarat	821,863			0	0.00	
Cotabato City	302,888			0	0.00	
Gen. Santos City	588,105			0	0.00	
A.R.M.M.	3,686,418	0	0	0	0.00	0
Basilan	263,816			0	0.00	
Lanao del Sur	858,649			0	0.00	
Maguindanao	1,062,493			0	0.00	
Sulu	809,341			0	0.00	
Tawi-Tawi	414,160			0	0.00	
Lamitan City	72,586			0	0.00	
Marawi City	205,374			0	0.00	
CARAGA	2,675,840	0	0	0	0.00	0
Agusan del Norte	362,254			0	0.00	
Agusan del Sur	741,601			0	0.00	
Surigao del Norte	326,569			0	0.00	
Surigao del Sur	511,946			0	0.00	
Province of Dinagat	139,704			0	0.00	
Bislig City	97,238			0	0.00	
Butuan City	344,432			0	0.00	
Surigao City	152,096			0	0.00	

Legend:

0 = No Case

* = No Report

** Total count of Microfilaria in the slides found positive x 50

(presuming 20 microliter/slide over No. of slides found positive)

Table 2L.2 - Filariasis

Number of Population Given Mass Drug Administration (MDA) and Average Microfilaria Density (MFD)
By Region, Province and City
Philippines, 2017

Area	Eligible Pop. (TP x 94.6%)	Total given MDA			%	Average MFD **		
		Male	Female	Total		Male	Female	Total
PHILIPPINES	99,255,834	0	0	0	0.00	0	0	0
N C R	12,221,352	0	0	0	0.00	0	0	0
Malabon	346,907	0	0	0	0.00	0	0	0
Navotas	236,756	0	0	0	0.00	0	0	0
Valenzuela City	588,821	0	0	0	0.00	0	0	0
Caloocan City	1,503,298	0	0	0	0.00	0	0	0
Marikina City	427,782	0	0	0	0.00	0	0	0
Pasig City	716,829	0	0	0	0.00	0	0	0
Pateros	60,588	0	0	0	0.00	0	0	0
Taguig	763,917	0	0	0	0.00	0	0	0
Quezon City	2,786,565	0	0	0	0.00	0	0	0
Makati City	552,928	0	0	0	0.00	0	0	0
Mandaluyong City	366,601	0	0	0	0.00	0	0	0
San Juan	115,957	0	0	0	0.00	0	0	0
Manila City	1,689,477	0	0	0	0.00	0	0	0
Las Piñas City	558,899	0	0	0	0.00	0	0	0
Muntinlupa City	478,812	0	0	0	0.00	0	0	0
Parañaque City	631,908	0	0	0	0.00	0	0	0
Pasay City	395,307	0	0	0	0.00	0	0	0
C A R	1,747,590	0	0	0	0.00	0	0	0
Abra	242,201	0	0	0	0.00	0	0	0
Apayao	124,071	0	0	0	0.00	0	0	0
Benguet	439,546	0	0	0	0.00	0	0	0
Ifugao	211,291	0	0	0	0.00	0	0	0
Kalinga	220,979	0	0	0	0.00	0	0	0
Mt. Province	169,307	0	0	0	0.00	0	0	0
Baguio City	340,197	0	0	0	0.00	0	0	0
Region 1	4,979,042	0	0	0	0.00	0	0	0
Ilocos Note	458,331	0	0	0	0.00	0	0	0
Ilocos Sur	557,468	0	0	0	0.00	0	0	0
La Union	644,882	0	0	0	0.00	0	0	0
Pangasinan	2,395,775	0	0	0	0.00	0	0	0
Alaminos City	90,522	0	0	0	0.00	0	0	0
Candon City	58,758	0	0	0	0.00	0	0	0
Dagupan City	172,825	0	0	0	0.00	0	0	0
Laoag City	105,678	0	0	0	0.00	0	0	0
San Carlos City	190,281	0	0	0	0.00	0	0	0
San Fernando City	118,155	0	0	0	0.00	0	0	0
Urdaneta City	134,146	0	0	0	0.00	0	0	0
Vigan City	52,221	0	0	0	0.00	0	0	0
Region 2	3,401,458	0	0	0	0.00	0	0	0
Batanes	17,947	0	0	0	0.00	0	0	0

Table 2L.2 - Filariasis
Number of Population Given Mass Drug Administration (MDA) and Average Microfilaria Density (MFD)
By Region, Province and City
Philippines, 2017

Area	Eligible Pop. (TP x 94.6%)	Total given MDA			%	Average MFD **		
		Male	Female	Total		Male	Female	Total
Cagayan	1,019,916	0	0	0	0.00	0	0	0
Isabela	1,164,248	0	0	0	0.00	0	0	0
Nueva Vizcaya	451,978	0	0	0	0.00	0	0	0
Quirino	194,466	0	0	0	0.00	0	0	0
Cauayan City	127,401	0	0	0	0.00	0	0	0
Ilagan City	143,183	0	0	0	0.00	0	0	0
Santiago City	132,621	0	0	0	0.00	0	0	0
Tuguegarao City	149,700	0	0	0	0.00	0	0	0
Region 3	10,810,074	0	0	0	0.00	0	0	0
Aurora	224,773	0	0	0	0.00	0	0	0
Bataan	635,004	0	0	0	0.00	0	0	0
Bulacan	2,207,931	0	0	0	0.00	0	0	0
Nueva Ecija	1,400,629	0	0	0	0.00	0	0	0
Pampanga	1,550,661	0	0	0	0.00	0	0	0
Tarlac	995,426	0	0	0	0.00	0	0	0
Zambales	575,133	0	0	0	0.00	0	0	0
Angeles City	389,056	0	0	0	0.00	0	0	0
Balanga City	91,785	0	0	0	0.00	0	0	0
Cabanatuan City	286,668	0	0	0	0.00	0	0	0
City of San Fernando	289,838	0	0	0	0.00	0	0	0
Gapan City	104,623	0	0	0	0.00	0	0	0
Mabalacat City	237,042	0	0	0	0.00	0	0	0
Malolos City	246,613	0	0	0	0.00	0	0	0
Meycauayan	204,554	0	0	0	0.00	0	0	0
Olongapo	226,841	0	0	0	0.00	0	0	0
Palayan City	38,928	0	0	0	0.00	0	0	0
San Jose City	132,542	0	0	0	0.00	0	0	0
San Jose del Monte City	561,652	0	0	0	0.00	0	0	0
Science City of Munoz	77,287	0	0	0	0.00	0	0	0
Tarlac City	333,088	0	0	0	0.00	0	0	0
Region 4A	13,867,749	0	0	0	0.00	0	0	0
Batangas	1,749,842	0	0	0	0.00	0	0	0
Cavite	1,296,413	0	0	0	0.00	0	0	0
Laguna	958,651	0	0	0	0.00	0	0	0
Quezon	1,750,725	0	0	0	0.00	0	0	0
Rizal	2,051,906	0	0	0	0.00	0	0	0
Antipolo City	755,784	0	0	0	0.00	0	0	0
Bacoor City	567,981	0	0	0	0.00	0	0	0
Batangas City	310,553	0	0	0	0.00	0	0	0
Biñan City	321,451	0	0	0	0.00	0	0	0
Cabuyao City	298,012	0	0	0	0.00	0	0	0
Calamba City	438,686	0	0	0	0.00	0	0	0
Cavite City	97,221	0	0	0	0.00	0	0	0
Dasmariñas City	623,218	0	0	0	0.00	0	0	0
General Trias City	297,228	0	0	0	0.00	0	0	0
Imus City	381,850	0	0	0	0.00	0	0	0
Lipa City	312,918	0	0	0	0.00	0	0	0
Lucena City	265,327	0	0	0	0.00	0	0	0

Table 2L.2 - Filariasis

Number of Population Given Mass Drug Administration (MDA) and Average Microfilaria Density (MFD)
By Region, Province and City
Philippines, 2017

Area	Eligible Pop. (TP x 94.6%)	Total given MDA			%	Average MFD **		
		Male	Female	Total		Male	Female	Total
San Pablo City	256,818	0	0	0	0.00	0	0	0
San Pedro City	314,483	0	0	0	0.00	0	0	0
Santa Rosa City	341,468	0	0	0	0.00	0	0	0
Tagaytay City	67,315	0	0	0	0.00	0	0	0
Tanauan City	163,211	0	0	0	0.00	0	0	0
Tayabas City	99,434	0	0	0	0.00	0	0	0
Trece Martires City	147,254	0	0	0	0.00	0	0	0
Region 4B	3,042,778	0	0	0	0.00	0	0	0
Marinduque	245,560	0	0	0	0.00	0	0	0
Mindoro Occidental	505,045	0	0	0	0.00	0	0	0
Mindoro Oriental	868,262	0	0	0	0.00	0	0	0
Palawan	857,382	0	0	0	0.00	0	0	0
Romblon	309,038	0	0	0	0.00	0	0	0
Puerto Princesa City	257,492	0	0	0	0.00	0	0	0
Region 5	5,928,254	0	0	0	0.00	0	0	0
Albay	1,129,931	0	0	0	0.00	0	0	0
Camarines Norte	595,870	0	0	0	0.00	0	0	0
Camarines Sur	1,689,663	0	0	0	0.00	0	0	0
Catanduanes	271,541	0	0	0	0.00	0	0	0
Masbate	906,277	0	0	0	0.00	0	0	0
Sorsogon	820,110	0	0	0	0.00	0	0	0
Iriga City	114,807	0	0	0	0.00	0	0	0
Legaspi City	198,704	0	0	0	0.00	0	0	0
Naga City	201,351	0	0	0	0.00	0	0	0
Region 6	7,492,214	0	0	0	0.00	0	0	0
Aklan	567,929	0	0	0	0.00	0	0	0
Antique	598,627	0	0	0	0.00	0	0	0
Capiz	579,578	0	0	0	0.00	0	0	0
Guimaras	172,646	0	0	0	0.00	0	0	0
Iloilo	1,815,022	0	0	0	0.00	0	0	0
Negros Occidental	1,064,971	0	0	0	0.00	0	0	0
Bacolod City	565,462	0	0	0	0.00	0	0	0
Bago City	172,073	0	0	0	0.00	0	0	0
Cadiz City	155,711	0	0	0	0.00	0	0	0
Escalante City	94,671	0	0	0	0.00	0	0	0
Himamaylan City	107,562	0	0	0	0.00	0	0	0
Iloilo City	438,129	0	0	0	0.00	0	0	0
Kabankalan City	183,139	0	0	0	0.00	0	0	0
La Carlota City	64,880	0	0	0	0.00	0	0	0
Passi City	78,771	0	0	0	0.00	0	0	0
Roxas City	162,844	0	0	0	0.00	0	0	0
Sagay City	147,198	0	0	0	0.00	0	0	0
San Carlos City	133,382	0	0	0	0.00	0	0	0
Silay City	127,740	0	0	0	0.00	0	0	0
Sipalay City	70,518	0	0	0	0.00	0	0	0
Talisay City	102,866	0	0	0	0.00	0	0	0

Table 2L.2 - Filariasis
Number of Population Given Mass Drug Administration (MDA) and Average Microfilaria Density (MFD)
By Region, Province and City
Philippines, 2017

Area	Eligible Pop. (TP x 94.6%)	Total given MDA			%	Average MFD **		
		Male	Female	Total		Male	Female	Total
Victorias City	88,495	0	0	0	0.00	0	0	0
Region 7	7,274,489	0	0	0	0.00	0	0	0
Bohol	1,251,950	0	0	0	0.00	0	0	0
Cebu	2,308,980	0	0	0	0.00	0	0	0
Negros Oriental	901,947	0	0	0	0.00	0	0	0
Siquijor	98,984	0	0	0	0.00	0	0	0
Bais City	76,936	0	0	0	0.00	0	0	0
Bayawan City	118,897	0	0	0	0.00	0	0	0
Canlaon City	54,970	0	0	0	0.00	0	0	0
Cebu City	885,949	0	0	0	0.00	0	0	0
Danao City	131,047	0	0	0	0.00	0	0	0
Dumaguete City	132,487	0	0	0	0.00	0	0	0
Lapu-Lapu City	391,895	0	0	0	0.00	0	0	0
Mandaue City	348,242	0	0	0	0.00	0	0	0
Tagbilaran City	108,827	0	0	0	0.00	0	0	0
Talisay City	218,599	0	0	0	0.00	0	0	0
Tanjay City	81,213	0	0	0	0.00	0	0	0
Toledo City	163,566	0	0	0	0.00	0	0	0
Region 8	4,450,830	0	0	0	0.00	0	0	0
Biliran	181,478	0	0	0	0.00	0	0	0
Eastern Samar	468,217	0	0	0	0.00	0	0	0
Northern Leyte	1,474,438	0	0	0	0.00	0	0	0
Northern Samar	651,801	0	0	0	0.00	0	0	0
Southern Leyte	342,184	0	0	0	0.00	0	0	0
Western Samar	610,915	0	0	0	0.00	0	0	0
Calbayog City	188,253	0	0	0	0.00	0	0	0
Maasin City	87,085	0	0	0	0.00	0	0	0
Ormoc City	210,016	0	0	0	0.00	0	0	0
Tacloban City	236,442	0	0	0	0.00	0	0	0
Region 9	3,685,760	0	0	0	0.00	0	0	0
Zamboanga del Norte	806,944	0	0	0	0.00	0	0	0
Zamboanga del Sur	828,179	0	0	0	0.00	0	0	0
Zamboanga Sibugay	645,427	0	0	0	0.00	0	0	0
Dapitan City	83,319	0	0	0	0.00	0	0	0
Dipolog City	132,188	0	0	0	0.00	0	0	0
Isabela City	107,193	0	0	0	0.00	0	0	0
Pagadian City	203,122	0	0	0	0.00	0	0	0
Zamboanga City	879,387	0	0	0	0.00	0	0	0
Region 10	4,595,045	0	0	0	0.00	0	0	0
Bukidnon	1,016,182	0	0	0	0.00	0	0	0
Camiguin	90,255	0	0	0	0.00	0	0	0
Lanao del Norte	671,638	0	0	0	0.00	0	0	0
Misamis Occidental	327,552	0	0	0	0.00	0	0	0
Misamis Oriental	691,624	0	0	0	0.00	0	0	0

Table 2L.2 - Filariasis

Number of Population Given Mass Drug Administration (MDA) and Average Microfilaria Density (MFD)
By Region, Province and City
Philippines, 2017

Area	Eligible Pop. (TP x 94.6%)	Total given MDA			%	Average MFD **		
		Male	Female	Total		Male	Female	Total
Cagayan de Oro City	655,082	0	0	0	0.00	0	0	0
El Salvador City	48,654	0	0	0	0.00	0	0	0
Gingoog City	120,799	0	0	0	0.00	0	0	0
Iligan City	340,209	0	0	0	0.00	0	0	0
Malaybalay City	169,387	0	0	0	0.00	0	0	0
Oroquieta City	70,978	0	0	0	0.00	0	0	0
Ozamis City	142,272	0	0	0	0.00	0	0	0
Tangub City	63,208	0	0	0	0.00	0	0	0
Valencia City	187,204	0	0	0	0.00	0	0	0
Region 11	4,874,861	0	0	0	0.00	0	0	0
Compostela Valley	749,285	0	0	0	0.00	0	0	0
Davao del Norte	1,022,872	0	0	0	0.00	0	0	0
Davao del Sur	621,539	0	0	0	0.00	0	0	0
Davao Oriental	310,818	0	0	0	0.00	0	0	0
Davao Occidental	565,874	0	0	0	0.00	0	0	0
Davao City	1,604,473	0	0	0	0.00	0	0	0
Region 12	4,522,080	0	0	0	0.00	0	0	0
North Cotabato	1,356,288	0	0	0	0.00	0	0	0
Sarangani	547,410	0	0	0	0.00	0	0	0
South Cotabato	905,525	0	0	0	0.00	0	0	0
Sultan Kudarat	821,863	0	0	0	0.00	0	0	0
Cotabato City	302,888	0	0	0	0.00	0	0	0
Gen. Santos City	588,105	0	0	0	0.00	0	0	0
A.R.M.M.	3,686,418	0	0	0	0.00	0	0	0
Basilan	263,816	0	0	0	0.00	0	0	0
Lanao del Sur	858,649	0	0	0	0.00	0	0	0
Maguindanao	1,062,493	0	0	0	0.00	0	0	0
Sulu	809,341	0	0	0	0.00	0	0	0
Tawi-Tawi	414,160	0	0	0	0.00	0	0	0
Lamitan City	72,586	0	0	0	0.00	0	0	0
Marawi City	205,374	0	0	0	0.00	0	0	0
CARAGA	2,675,840	0	0	0	0.00	0	0	0
Agusan del Norte	362,254	0	0	0	0.00	0	0	0
Agusan del Sur	741,601	0	0	0	0.00	0	0	0
Surigao del Norte	326,569	0	0	0	0.00	0	0	0
Surigao del Sur	511,946	0	0	0	0.00	0	0	0
Province of Dinagat	139,704	0	0	0	0.00	0	0	0
Bislig City	97,238	0	0	0	0.00	0	0	0
Butuan City	344,432	0	0	0	0.00	0	0	0
Surigao City	152,096	0	0	0	0.00	0	0	0

Legend:

0 = No Case

Note: Sum may not total due to rounding off

** Total count of Microfilaria in the slides found positive x 50

Table 2L.2 - Filariasis

Number of Population Given Mass Drug Administration (MDA) and Average Microfilaria Density (MFD)
By Region, Province and City
Philippines, 2017

Area	Eligible Pop. (TP x 94.6%)	Total given MDA			%	Average MFD **		
		Male	Female	Total		Male	Female	Total

* = No Report

(presuming 20 microliter/slide over No. of slides found positive)

Area	Population
PHILIPPINES	104,921,600
N C R	12,918,977
Malabon	366,709
Navotas	250,271
Valenzuela City	622,432
Caloocan City	1,589,110
Marikina City	452,201
Pasig City	757,747
Pateros	64,047
Taguig	807,523
Quezon City	2,945,629
Makati City	584,490
Mandaluyong City	387,528
San Juan	122,576
Manila City	1,785,917
Las Piñas City	590,802
Muntinlupa City	506,144
Parañaque City	667,979
Pasay City	417,872
C A R	1,847,347
Abra	256,026
Apayao	131,153
Benguet	464,636
Ifugao	223,352
Kalinga	233,593
Mt. Province	178,971
Baguio City	359,616
Region 1	5,263,258
Ilocos Note	484,494
Ilocos Sur	589,290

La Union	681,693
Pangasinan	2,532,532
Alaminos City	95,689
Candon City	62,112
Dagupan City	182,690
Laoag City	111,710
San Carlos City	201,143
San Fernando City	124,900
Urdaneta City	141,803
Vigan City	55,202
Region 2	3,595,622
Batanes	18,971
Cagayan	1,078,135
Isabela	1,230,706
Nueva Vizcaya	477,778
Quirino	205,567
Cauayan City	134,673
Iligan City	151,356
Santiago City	140,191
Tuguegarao City	158,245
Region 3	11,427,140
Aurora	237,604
Bataan	671,252
Bulacan	2,333,965
Nueva Ecija	1,480,580
Pampanga	1,639,177
Tarlac	1,052,247
Zambales	607,963
Angeles City	411,264
Balanga City	97,024
Cabanatuan City	303,032
City of San Fernando	306,383
Gapan City	110,595
Mabalacat City	250,573
Malolos City	260,690
Meycauayan City	216,230
Olongapo	239,790
Palayan City	41,150
San Jose City	140,108
San Jose del Monte City	593,712
Science City of Munoz	81,699

Tarlac City	352,102
Region 4A	14,659,354
Batangas	1,849,727
Cavite	1,370,415
Laguna	1,013,373
Quezon	1,850,661
Rizal	2,169,034
Antipolo City	798,926
Bacoor City	600,403
Batangas City	328,280
Biñan City	339,800
Cabuyao City	315,023
Calamba City	463,727
Cavite City	102,771
Dasmariñas City	658,793
General Trias City	314,195
Imus City	403,647
Lipa City	330,780
Lucena City	280,472
San Pablo City	271,478
San Pedro City	332,434
Santa Rosa City	360,960
Tagaytay City	71,157
Tanauan City	172,528
Tayabas City	105,110
Trece Martires City	155,660
Region 4B	3,216,467
Marinduque	259,577
Mindoro Occidental	533,874
Mindoro Oriental	917,824
Palawan	906,323
Romblon	326,679
Puerto Princesa City	272,190
Region 5	6,266,653
Albay	1,194,430
Camarines Norte	629,884
Camarines Sur	1,786,113
Catanduanes	287,041
Masbate	958,009
Sorsogon	866,924

Iriga City	121,360
Legaspi City	210,047
Naga City	212,845
Region 6	7,919,888
Aklan	600,348
Antique	632,798
Capiz	612,662
Guimaras	182,501
Iloilo	1,918,628
Negros Occidental	1,125,762
Bacolod City	597,740
Bago City	181,895
Cadiz City	164,599
Escalante City	100,075
Himamaylan City	113,702
Iloilo City	463,139
Kabankalan City	193,593
La Carlota City	68,584
Passi City	83,267
Roxas City	172,140
Sagay City	155,600
San Carlos City	140,996
Silay City	135,032
Sipalay City	74,543
Talisay City	108,738
Victorias City	93,546
Region 7	7,689,735
Bohol	1,323,414
Cebu	2,440,782
Negros Oriental	953,432
Siquijor	104,634
Bais City	81,328
Bayawan City	125,684
Canlaon City	58,108
Cebu City	936,521
Danao City	138,528
Dumaguete City	140,050
Lapu-Lapu City	414,265
Mandaue City	368,121
Tagbilaran City	115,039
Talisay City	231,077

Tanjay City	85,849
Toledo City	172,903
Region 8	4,704,894
Biliran	191,837
Eastern Samar	494,944
Northern Leyte	1,558,603
Northern Samar	689,007
Southern Leyte	361,717
Western Samar	645,788
Calbayog City	198,999
Maasin City	92,056
Ormoc City	222,004
Tacloban City	249,939
Region 9	3,896,152
Zamboanga del Norte	853,006
Zamboanga del Sur	875,453
Zamboanga Sibugay	682,270
Dapitan City	88,075
Dipolog City	139,734
Isabela City	113,312
Pagadian City	214,717
Zamboanga City	929,585
Region 10	4,857,341
Bukidnon	1,074,188
Camiguin	95,407
Lanao del Norte	709,977
Misamis Occidental	346,249
Misamis Oriental	731,104
Cagayan de Oro City	692,476
El Salvador City	51,431
Gingoog City	127,695
Iligan City	359,629
Malaybalay City	179,056
Oroquieta City	75,030
Ozamis City	150,393
Tangub City	66,816
Valencia City	197,890
Region 11	5,153,130

Compostela Valley	792,056
Davao del Norte	1,081,260
Davao del Sur	657,018
Davao Oriental	598,176
Davao Occidental	328,560
Davao City	1,696,060
Region 12	4,780,211
North Cotabato	1,433,708
Sarangani	578,658
South Cotabato	957,215
Sultan Kudarat	868,777
Cotabato City	320,178
Gen. Santos City	621,675
A.R.M.M.	3,896,848
Basilan	278,875
Lanao del Sur	907,663
Maguindanao	1,123,143
Sulu	855,540
Tawi-Tawi	437,801
Lamitan City	76,729
Marawi City	217,097
CARAGA	2,828,583
Agusan del Norte	382,932
Agusan del Sur	783,933
Surigao del Norte	345,210
Surigao del Sur	541,169
Province of Dinagat	147,679
Bislig City	102,789
Butuan City	364,093
Surigao City	160,778

Area	Elig. Pop. (TP x 94.6%)	Total given MDA			%	Average MFD **		
		Male	Female	Total		Male	Female	Total
Philippines	99,255,834	0	0	0	0.00	0	0	0
NCR	12,221,352	0	0	0	0.00	0	0	0
CAR	1,747,590	0	0	0	0.00	0	0	0
Region 1	4,979,042	0	0	0	0.00	0	0	0
Region 2	3,401,458	0	0	0	0.00	0	0	0
Region 3	10,810,074	0	0	0	0.00	0	0	0
Region 4A	13,867,749	0	0	0	0.00	0	0	0
Region 4B	3,042,778	0	0	0	0.00	0	0	0
Region 5	5,928,254	0	0	0	0.00	0	0	0
Region 6	7,492,214	0	0	0	0.00	0	0	0
Region 7	7,274,489	0	0	0	0.00	0	0	0
Region 8	4,450,830	0	0	0	0.00	0	0	0
Region 9	3,685,760	0	0	0	0.00	0	0	0
Region 10	4,595,045	0	0	0	0.00	0	0	0
Region 11	4,874,861	0	0	0	0.00	0	0	0
Region 12	4,522,080	0	0	0	0.00	0	0	0
ARMM	3,686,418	0	0	0	0.00	0	0	0
CARAGA	2,675,840	0	0	0	0.00	0	0	0