

Schistosomiasis

2017 - Quarterly Report

Symptomatic cases, Cases examined, Cases Positive and Prevalence

Area	Symptomatic Cases			Case Examined			
	Male	Female	Total	Male	Female	Total	%
PHILIPPINES	0	0	0	0	0	0	0.00
N C R	0	0	0	0	0	0	0.00
Malabon	0	0	0	0	0	0	0.00
Navotas	0	0	0	0	0	0	0.00
Valenzuela City	0	0	0	0	0	0	0.00
Caloocan City	0	0	0	0	0	0	0.00
Marikina City	0	0	0	0	0	0	0.00
Pasig City	0	0	0	0	0	0	0.00
Pateros	0	0	0	0	0	0	0.00
Taguig	0	0	0	0	0	0	0.00
Quezon City	0	0	0	0	0	0	0.00
Makati City	0	0	0	0	0	0	0.00
Mandaluyong City	0	0	0	0	0	0	0.00
San Juan	0	0	0	0	0	0	0.00
Manila City	0	0	0	0	0	0	0.00
Las Piñas City	0	0	0	0	0	0	0.00
Muntinlupa City	0	0	0	0	0	0	0.00
Parañaque City	0	0	0	0	0	0	0.00
Pasay City	0	0	0	0	0	0	0.00
C A R	0	0	0	0	0	0	0.00
Abra			0			0	0.00
Apayao			0			0	0.00
Benguet			0			0	0.00
Ifugao			0			0	0.00
Kalinga			0			0	0.00
Mt. Province			0			0	0.00
Baguio City			0			0	0.00

Region 1	0	0	0	0	0	0	0.00
Ilocos Norte			0			0	0.00
Ilocos Sur			0			0	0.00
La Union			0			0	0.00
Pangasinan			0			0	0.00
Alaminos City			0			0	0.00
Candon City			0			0	0.00
Dagupan City			0			0	0.00
Laoag City			0			0	0.00
San Carlos City			0			0	0.00
San Fernando City			0			0	0.00
Urdaneta City			0			0	0.00
Vigan City			0			0	0.00
Region 2	0	0	0	0	0	0	0.00
Batanes			0			0	0.00
Cagayan			0			0	0.00
Isabela			0			0	0.00
Nueva Vizcaya			0			0	0.00
Quirino			0			0	0.00
Cauayan City			0			0	0.00
Iligan City			0			0	0.00
Santiago City			0			0	0.00
Tuguegarao City			0			0	0.00
Region 3	0	0	0	0	0	0	0.00
Aurora			0			0	0.00
Bataan			0			0	0.00
Bulacan			0			0	0.00
Nueva Ecija			0			0	0.00
Pampanga			0			0	0.00
Tarlac			0			0	0.00
Zambales			0			0	0.00
Angeles City			0			0	0.00
Balanga City			0			0	0.00
Cabanatuan City			0			0	0.00
City of San Fernando			0			0	0.00
Gapan City			0			0	0.00

Mabalacat City			0			0	0.00
Malolos City			0			0	0.00
Meycauayan			0			0	0.00
Olongapo			0			0	0.00
Palayan City			0			0	0.00
San Jose City			0			0	0.00
San Jose del Monte City			0			0	0.00
Science City of Munoz			0			0	0.00
Tarlac City			0			0	0.00
Region 4A	0	0	0	0	0	0	0.00
Batangas			0			0	0.00
Cavite			0			0	0.00
Laguna			0			0	0.00
Quezon			0			0	0.00
Rizal			0			0	0.00
Antipolo City			0			0	0.00
Bacoor City			0			0	0.00
Batangas City			0			0	0.00
Biñan City			0			0	0.00
Cabuyao City			0			0	0.00
Calamba City			0			0	0.00
Cavite City			0			0	0.00
Dasmariñas City			0			0	0.00
General Trias City			0			0	0.00
Imus City			0			0	0.00
Lipa City			0			0	0.00
Lucena City			0			0	0.00
San Pablo City			0			0	0.00
San Pedro City			0			0	0.00
Santa Rosa City			0			0	0.00
Tagaytay City			0			0	0.00
Tanauan City			0			0	0.00
Tayabas City			0			0	0.00
Trece Martires City			0			0	0.00
Region 4B	0	0	0	0	0	0	0.00
Marinduque			0			0	0.00
Mindoro Occidental			0			0	0.00
Mindoro Oriental			0			0	0.00
Palawan			0			0	0.00

Bohol			0			0	0.00
Cebu			0			0	0.00
Negros Oriental			0			0	0.00
Siquijor			0			0	0.00
Bais City			0			0	0.00
Bayawan City			0			0	0.00
Canlaon City			0			0	0.00
Cebu City			0			0	0.00
Danao City			0			0	0.00
Dumaguete City			0			0	0.00
Lapu-Lapu City			0			0	0.00
Mandaue City			0			0	0.00
Tagbilaran City			0			0	0.00
Talisay City			0			0	0.00
Tanjay City			0			0	0.00
Toledo City			0			0	0.00
Region 8	0	0	0	0	0	0	0.00
Biliran			0			0	0.00
Eastern Samar			0			0	0.00
Northern Leyte			0			0	0.00
Northern Samar			0			0	0.00
Southern Leyte			0			0	0.00
Western Samar			0			0	0.00
Calbayog City			0			0	0.00
Maasin City			0			0	0.00
Ormoc City			0			0	0.00
Tacloban City			0			0	0.00
Region 9	0	0	0	0	0	0	0.00
Zamboanga del Norte			0			0	0.00
Zamboanga del Sur			0			0	0.00
Zamboanga Sibugay			0			0	0.00
Dapitan City			0			0	0.00
Dipolog City			0			0	0.00
Isabela City			0			0	0.00
Pagadian City			0			0	0.00
Zamboanga City			0			0	0.00

Region 10	0	0	0	0	0	0	0.00
Bukidnon			0			0	0.00
Camiguin			0			0	0.00
Lanao del Norte			0			0	0.00
Misamis Occidental			0			0	0.00
Misamis Oriental			0			0	0.00
Cagayan de Oro City			0			0	0.00
El Salvador City			0			0	0.00
Gingoog City			0			0	0.00
Iligan City			0			0	0.00
Malaybalay City			0			0	0.00
Oroquieta City			0			0	0.00
Ozamis City			0			0	0.00
Tangub City			0			0	0.00
Valencia City			0			0	0.00
Region 11	0	0	0	0	0	0	0.00
Compostela Valley			0			0	0.00
Davao del Norte			0			0	0.00
Davao del Sur			0			0	0.00
Davao Oriental			0			0	0.00
Davao Occidental			0			0	0.00
Davao City			0			0	0.00
Region 12	0	0	0	0	0	0	0.00
North Cotabato			0			0	0.00
Sarangani			0			0	0.00
South Cotabato			0			0	0.00
Sultan Kudarat			0			0	0.00
Cotabato City			0			0	0.00
Gen. Santos City			0			0	0.00
A.R.M.M.	0	0	0	0	0	0	0.00
Basilan			0			0	0.00
Lanao del Sur			0			0	0.00
Maguindanao			0			0	0.00

Sulu			0			0	0.00
Tawi-Tawi			0			0	0.00
Lamitan City			0			0	0.00
Marawi City			0			0	0.00
CARAGA	0	0	0	0	0	0	0.00
Agusan del Norte			0			0	0.00
Agusan del Sur			0			0	0.00
Surigao del Norte			0			0	0.00
Surigao del Sur			0			0	0.00
Province of Dinagat			0			0	0.00
Bislig City			0			0	0.00
Butuan City			0			0	0.00
Surigao City			0			0	0.00

Legend:

0 = No Case

* = No Report

Prevalence rate = Case Positive / Case Examined x 100,000

		0	0.00
		0	0.00
		0	0.00
		0	0.00
		0	0.00
		0	0.00
		0	0.00
		0	0.00
		0	0.00
		0	0.00
		0	0.00
0	0	0	0.00
		0	0.00
		0	0.00
		0	0.00
		0	0.00
		0	0.00
		0	0.00
		0	0.00
		0	0.00
		0	0.00
		0	0.00
		0	0.00
		0	0.00
		0	0.00
		0	0.00
		0	0.00
		0	0.00
		0	0.00
		0	0.00
		0	0.00
		0	0.00
		0	0.00
		0	0.00
0	0	0	0.00
		0	0.00
		0	0.00
		0	0.00
		0	0.00

		0	0.00
		0	0.00
0	0	0	0.00
		0	0.00
		0	0.00
		0	0.00
		0	0.00
		0	0.00
		0	0.00
		0	0.00
0	0	0	0.00
		0	0.00
		0	0.00
		0	0.00
		0	0.00
		0	0.00
		0	0.00
		0	0.00
		0	0.00
		0	0.00
		0	0.00
		0	0.00
		0	0.00
		0	0.00
		0	0.00
		0	0.00
		0	0.00
		0	0.00
0	0	0	0.00

0	0	0	0.00
		0	0.00
		0	0.00
		0	0.00
		0	0.00
		0	0.00
		0	0.00
		0	0.00
		0	0.00
		0	0.00
		0	0.00
		0	0.00
		0	0.00
		0	0.00
0	0	0	0.00
		0	0.00
		0	0.00
		0	0.00
		0	0.00
		0	0.00
		0	0.00
0	0	0	0.00
		0	0.00
		0	0.00
		0	0.00

Schistosomiasis

2017 - Quarterly Report

Symptomatic cases, Cases examined, Cases Positive and Prevalence

Area	Symptomatic Cases			Case Examined			
	Male	Female	Total	Male	Female	Total	%
PHILIPPINES	0	0	0	0	0	0	0.00
N C R	0	0	0	0	0	0	0.00
Malabon	0	0	0	0	0	0	0.00
Navotas	0	0	0	0	0	0	0.00
Valenzuela City	0	0	0	0	0	0	0.00
Caloocan City	0	0	0	0	0	0	0.00
Marikina City	0	0	0	0	0	0	0.00
Pasig City	0	0	0	0	0	0	0.00
Pateros	0	0	0	0	0	0	0.00
Taguig	0	0	0	0	0	0	0.00
Quezon City	0	0	0	0	0	0	0.00
Makati City	0	0	0	0	0	0	0.00
Mandaluyong City	0	0	0	0	0	0	0.00
San Juan	0	0	0	0	0	0	0.00
Manila City	0	0	0	0	0	0	0.00
Las Piñas City	0	0	0	0	0	0	0.00
Muntinlupa City	0	0	0	0	0	0	0.00
Parañaque City	0	0	0	0	0	0	0.00
Pasay City	0	0	0	0	0	0	0.00
C A R	0	0	0	0	0	0	0.00
Abra			0			0	0.00
Apayao			0			0	0.00
Benguet			0			0	0.00
Ifugao			0			0	0.00
Kalinga			0			0	0.00
Mt. Province			0			0	0.00
Baguio City			0			0	0.00
Region 1	0	0	0	0	0	0	0.00
Ilocos Norte			0			0	0.00
Ilocos Sur			0			0	0.00

La Union			0			0	0.00
Pangasinan			0			0	0.00
Alaminos City			0			0	0.00
Candon City			0			0	0.00
Dagupan City			0			0	0.00
Laoag City			0			0	0.00
San Carlos City			0			0	0.00
San Fernando City			0			0	0.00
Urdaneta City			0			0	0.00
Vigan City			0			0	0.00
Region 2	0	0	0	0	0	0	0.00
Batanes			0			0	0.00
Cagayan			0			0	0.00
Isabela			0			0	0.00
Nueva Vizcaya			0			0	0.00
Quirino			0			0	0.00
Cauayan City			0			0	0.00
Ilagan City			0			0	0.00
Santiago City			0			0	0.00
Tuguegarao City			0			0	0.00
Region 3	0	0	0	0	0	0	0.00
Aurora			0			0	0.00
Bataan			0			0	0.00
Bulacan			0			0	0.00
Nueva Ecija			0			0	0.00
Pampanga			0			0	0.00
Tarlac			0			0	0.00
Zambales			0			0	0.00
Angeles City			0			0	0.00
Balanga City			0			0	0.00
Cabanatuan City			0			0	0.00
City of San Fernando			0			0	0.00
Gapan City			0			0	0.00
Mabalacat City			0			0	0.00
Malolos City			0			0	0.00
Meycauayan			0			0	0.00
Olongapo			0			0	0.00
Palayan City			0			0	0.00
San Jose City			0			0	0.00
San Jose del Monte City			0			0	0.00
Science City of Munoz			0			0	0.00

Tarlac City			0			0	0.00
Region 4A	0	0	0	0	0	0	0.00
Batangas			0			0	0.00
Cavite			0			0	0.00
Laguna			0			0	0.00
Quezon			0			0	0.00
Rizal			0			0	0.00
Antipolo City			0			0	0.00
Bacoor City			0			0	0.00
Batangas City			0			0	0.00
Biñan City			0			0	0.00
Cabuyao City			0			0	0.00
Calamba City			0			0	0.00
Cavite City			0			0	0.00
Dasmariñas City			0			0	0.00
General Trias City			0			0	0.00
Imus City			0			0	0.00
Lipa City			0			0	0.00
Lucena City			0			0	0.00
San Pablo City			0			0	0.00
San Pedro City			0			0	0.00
Santa Rosa City			0			0	0.00
Tagaytay City			0			0	0.00
Tanauan City			0			0	0.00
Tayabas City			0			0	0.00
Trece Martires City			0			0	0.00
Region 4B	0	0	0	0	0	0	0.00
Marinduque			0			0	0.00
Mindoro Occidental			0			0	0.00
Mindoro Oriental			0			0	0.00
Palawan			0			0	0.00
Romblon			0			0	0.00
Puerto Princesa City			0			0	0.00
Region 5	0	0	0	0	0	0	0.00
Albay			0			0	0.00
Camarines Norte			0			0	0.00
Camarines Sur			0			0	0.00
Catanduanes			0			0	0.00
Masbate			0			0	0.00
Sorsogon			0			0	0.00

Iriga City			0			0	0.00
Legaspi City			0			0	0.00
Naga City			0			0	0.00
Region 6	0	0	0	0	0	0	0.00
Aklan			0			0	0.00
Antique			0			0	0.00
Capiz			0			0	0.00
Guimaras			0			0	0.00
Iloilo			0			0	0.00
Negros Occidental			0			0	0.00
Bacolod City			0			0	0.00
Bago City			0			0	0.00
Cadiz City			0			0	0.00
Escalante City			0			0	0.00
Himamaylan City			0			0	0.00
Iloilo City			0			0	0.00
Kabankalan City			0			0	0.00
La Carlota City			0			0	0.00
Passi City			0			0	0.00
Roxas City			0			0	0.00
Sagay City			0			0	0.00
San Carlos City			0			0	0.00
Silay City			0			0	0.00
Sipalay City			0			0	0.00
Talisay City			0			0	0.00
Victorias City			0			0	0.00
Region 7	0	0	0	0	0	0	0.00
Bohol			0			0	0.00
Cebu			0			0	0.00
Negros Oriental			0			0	0.00
Siquijor			0			0	0.00
Bais City			0			0	0.00
Bayawan City			0			0	0.00
Canlaon City			0			0	0.00
Cebu City			0			0	0.00
Danao City			0			0	0.00
Dumaguete City			0			0	0.00
Lapu-Lapu City			0			0	0.00
Mandaue City			0			0	0.00
Tagbilaran City			0			0	0.00
Talisay City			0			0	0.00

Compostela Valley			0			0	0.00
Davao del Norte			0			0	0.00
Davao del Sur			0			0	0.00
Davao Oriental			0			0	0.00
Davao Occidental			0			0	0.00
Davao City			0			0	0.00
Region 12	0	0	0	0	0	0	0.00
North Cotabato			0			0	0.00
Sarangani			0			0	0.00
South Cotabato			0			0	0.00
Sultan Kudarat			0			0	0.00
Cotabato City			0			0	0.00
Gen. Santos City			0			0	0.00
A.R.M.M.	0	0	0	0	0	0	0.00
Basilan			0			0	0.00
Lanao del Sur			0			0	0.00
Maguindanao			0			0	0.00
Sulu			0			0	0.00
Tawi-Tawi			0			0	0.00
Lamitan City			0			0	0.00
Marawi City			0			0	0.00
CARAGA	0	0	0	0	0	0	0.00
Agusan del Norte			0			0	0.00
Agusan del Sur			0			0	0.00
Surigao del Norte			0			0	0.00
Surigao del Sur			0			0	0.00
Province of Dinagat			0			0	0.00
Bislig City			0			0	0.00
Butuan City			0			0	0.00
Surigao City			0			0	0.00

Legend:

0 = No Case

* = No Report

Prevalence rate = Case Positive / Case Examined x 100

		0	0.00
		0	0.00
0	0	0	0.00
		0	0.00
		0	0.00
		0	0.00
		0	0.00
		0	0.00
		0	0.00
		0	0.00
		0	0.00
0	0	0	0.00
		0	0.00
		0	0.00
		0	0.00
		0	0.00
		0	0.00
		0	0.00
		0	0.00
		0	0.00
		0	0.00
		0	0.00
0	0	0	0.00

		0	0.00
		0	0.00
		0	0.00
		0	0.00
		0	0.00
		0	0.00
0	0	0	0.00
		0	0.00
		0	0.00
		0	0.00
		0	0.00
		0	0.00
0	0	0	0.00
		0	0.00
		0	0.00
		0	0.00
		0	0.00
		0	0.00
0	0	0	0.00
		0	0.00
		0	0.00
		0	0.00

00,000

Schistosomiasis

2017 - Quarterly Report

Symptomatic cases, Cases examined, Cases Positive and Prevalence

Area	Symptomatic Cases			Case Examined			
	Male	Female	Total	Male	Female	Total	%
PHILIPPINES	0	0	0	0	0	0	0.00
N C R	0	0	0	0	0	0	0.00
Malabon	0	0	0	0	0	0	0.00
Navotas	0	0	0	0	0	0	0.00
Valenzuela City	0	0	0	0	0	0	0.00
Caloocan City	0	0	0	0	0	0	0.00
Marikina City	0	0	0	0	0	0	0.00
Pasig City	0	0	0	0	0	0	0.00
Pateros	0	0	0	0	0	0	0.00
Taguig	0	0	0	0	0	0	0.00
Quezon City	0	0	0	0	0	0	0.00
Makati City	0	0	0	0	0	0	0.00
Mandaluyong City	0	0	0	0	0	0	0.00
San Juan	0	0	0	0	0	0	0.00
Manila City	0	0	0	0	0	0	0.00
Las Piñas City	0	0	0	0	0	0	0.00
Muntinlupa City	0	0	0	0	0	0	0.00
Parañaque City	0	0	0	0	0	0	0.00
Pasay City	0	0	0	0	0	0	0.00
C A R	0	0	0	0	0	0	0.00
Abra			0			0	0.00
Apayao			0			0	0.00
Benguet			0			0	0.00
Ifugao			0			0	0.00
Kalinga			0			0	0.00
Mt. Province			0			0	0.00
Baguio City			0			0	0.00
Region 1	0	0	0	0	0	0	0.00
Ilocos Norte			0			0	0.00
Ilocos Sur			0			0	0.00

La Union			0			0	0.00
Pangasinan			0			0	0.00
Alaminos City			0			0	0.00
Candon City			0			0	0.00
Dagupan City			0			0	0.00
Laoag City			0			0	0.00
San Carlos City			0			0	0.00
San Fernando City			0			0	0.00
Urdaneta City			0			0	0.00
Vigan City			0			0	0.00
Region 2	0	0	0	0	0	0	0.00
Batanes			0			0	0.00
Cagayan			0			0	0.00
Isabela			0			0	0.00
Nueva Vizcaya			0			0	0.00
Quirino			0			0	0.00
Cauayan City			0			0	0.00
Ilagan City			0			0	0.00
Santiago City			0			0	0.00
Tuguegarao City			0			0	0.00
Region 3	0	0	0	0	0	0	0.00
Aurora			0			0	0.00
Bataan			0			0	0.00
Bulacan			0			0	0.00
Nueva Ecija			0			0	0.00
Pampanga			0			0	0.00
Tarlac			0			0	0.00
Zambales			0			0	0.00
Angeles City			0			0	0.00
Balanga City			0			0	0.00
Cabanatuan City			0			0	0.00
City of San Fernando			0			0	0.00
Gapan City			0			0	0.00
Mabalacat City			0			0	0.00
Malolos City			0			0	0.00
Meycauayan			0			0	0.00
Olongapo			0			0	0.00
Palayan City			0			0	0.00
San Jose City			0			0	0.00
San Jose del Monte City			0			0	0.00
Science City of Munoz			0			0	0.00

Tarlac City			0			0	0.00
Region 4A	0	0	0	0	0	0	0.00
Batangas			0			0	0.00
Cavite			0			0	0.00
Laguna			0			0	0.00
Quezon			0			0	0.00
Rizal			0			0	0.00
Antipolo City			0			0	0.00
Bacoor City			0			0	0.00
Batangas City			0			0	0.00
Biñan City			0			0	0.00
Cabuyao City			0			0	0.00
Calamba City			0			0	0.00
Cavite City			0			0	0.00
Dasmariñas City			0			0	0.00
General Trias City			0			0	0.00
Imus City			0			0	0.00
Lipa City			0			0	0.00
Lucena City			0			0	0.00
San Pablo City			0			0	0.00
San Pedro City			0			0	0.00
Santa Rosa City			0			0	0.00
Tagaytay City			0			0	0.00
Tanauan City			0			0	0.00
Tayabas City			0			0	0.00
Trece Martires City			0			0	0.00
Region 4B	0	0	0	0	0	0	0.00
Marinduque			0			0	0.00
Mindoro Occidental			0			0	0.00
Mindoro Oriental			0			0	0.00
Palawan			0			0	0.00
Romblon			0			0	0.00
Puerto Princesa City			0			0	0.00
Region 5	0	0	0	0	0	0	0.00
Albay			0			0	0.00
Camarines Norte			0			0	0.00
Camarines Sur			0			0	0.00
Catanduanes			0			0	0.00
Masbate			0			0	0.00
Sorsogon			0			0	0.00

Iriga City			0			0	0.00
Legaspi City			0			0	0.00
Naga City			0			0	0.00
Region 6	0	0	0	0	0	0	0.00
Aklan			0			0	0.00
Antique			0			0	0.00
Capiz			0			0	0.00
Guimaras			0			0	0.00
Iloilo			0			0	0.00
Negros Occidental			0			0	0.00
Bacolod City			0			0	0.00
Bago City			0			0	0.00
Cadiz City			0			0	0.00
Escalante City			0			0	0.00
Himamaylan City			0			0	0.00
Iloilo City			0			0	0.00
Kabankalan City			0			0	0.00
La Carlota City			0			0	0.00
Passi City			0			0	0.00
Roxas City			0			0	0.00
Sagay City			0			0	0.00
San Carlos City			0			0	0.00
Silay City			0			0	0.00
Sipalay City			0			0	0.00
Talisay City			0			0	0.00
Victorias City			0			0	0.00
Region 7	0	0	0	0	0	0	0.00
Bohol			0			0	0.00
Cebu			0			0	0.00
Negros Oriental			0			0	0.00
Siquijor			0			0	0.00
Bais City			0			0	0.00
Bayawan City			0			0	0.00
Canlaon City			0			0	0.00
Cebu City			0			0	0.00
Danao City			0			0	0.00
Dumaguete City			0			0	0.00
Lapu-Lapu City			0			0	0.00
Mandaue City			0			0	0.00
Tagbilaran City			0			0	0.00
Talisay City			0			0	0.00

Compostela Valley			0			0	0.00
Davao del Norte			0			0	0.00
Davao del Sur			0			0	0.00
Davao Oriental			0			0	0.00
Davao Occidental			0			0	0.00
Davao City			0			0	0.00
Region 12	0	0	0	0	0	0	0.00
North Cotabato			0			0	0.00
Sarangani			0			0	0.00
South Cotabato			0			0	0.00
Sultan Kudarat			0			0	0.00
Cotabato City			0			0	0.00
Gen. Santos City			0			0	0.00
A.R.M.M.	0	0	0	0	0	0	0.00
Basilan			0			0	0.00
Lanao del Sur			0			0	0.00
Maguindanao			0			0	0.00
Sulu			0			0	0.00
Tawi-Tawi			0			0	0.00
Lamitan City			0			0	0.00
Marawi City			0			0	0.00
CARAGA	0	0	0	0	0	0	0.00
Agusan del Norte			0			0	0.00
Agusan del Sur			0			0	0.00
Surigao del Norte			0			0	0.00
Surigao del Sur			0			0	0.00
Province of Dinagat			0			0	0.00
Bislig City			0			0	0.00
Butuan City			0			0	0.00
Surigao City			0			0	0.00

Legend:

0 = No Case

* = No Report

Prevalence rate = Case Positive / Case Examined x 100,000

≥ rate of infection

Third Quarter

Case Positive			Prevalence Rate
Male	Female	Total	
0	0	0	0.00
0	0	0	0.00
0	0	0	0.00
0	0	0	0.00
0	0	0	0.00
0	0	0	0.00
0	0	0	0.00
0	0	0	0.00
0	0	0	0.00
0	0	0	0.00
0	0	0	0.00
0	0	0	0.00
0	0	0	0.00
0	0	0	0.00
0	0	0	0.00
		0	0.00
		0	0.00
		0	0.00
		0	0.00
		0	0.00
		0	0.00
		0	0.00
		0	0.00
0	0	0	0.00
		0	0.00
		0	0.00

		0	0.00
		0	0.00
0	0	0	0.00
		0	0.00
		0	0.00
		0	0.00
		0	0.00
		0	0.00
		0	0.00
		0	0.00
		0	0.00
		0	0.00
0	0	0	0.00
		0	0.00
		0	0.00
		0	0.00
		0	0.00
		0	0.00
		0	0.00
		0	0.00
		0	0.00
		0	0.00
		0	0.00
		0	0.00
0	0	0	0.00

Schistosomiasis

2017 - Quarterly Report

Symptomatic cases, Cases examined, Cases Positive an

Area	Symptomatic Cases			Case Examine		
	Male	Female	Total	Male	Female	Total
PHILIPPINES	0	0	0	0	0	0
N C R	0	0	0	0	0	0
Malabon	0	0	0	0	0	0
Navotas	0	0	0	0	0	0
Valenzuela City	0	0	0	0	0	0
Caloocan City	0	0	0	0	0	0
Marikina City	0	0	0	0	0	0
Pasig City	0	0	0	0	0	0
Pateros	0	0	0	0	0	0
Taguig	0	0	0	0	0	0
Quezon City	0	0	0	0	0	0
Makati City	0	0	0	0	0	0
Mandaluyong City	0	0	0	0	0	0
San Juan	0	0	0	0	0	0
Manila City	0	0	0	0	0	0
Las Piñas City	0	0	0	0	0	0
Muntinlupa City	0	0	0	0	0	0
Parañaque City	0	0	0	0	0	0
Pasay City	0	0	0	0	0	0
C A R	0	0	0	0	0	0
Abra			0			0
Apayao			0			0
Benguet			0			0
Ifugao			0			0
Kalinga			0			0
Mt. Province			0			0
Baguio City			0			0
Region 1	0	0	0	0	0	0
Ilocos Norte			0			0
Ilocos Sur			0			0

La Union			0			0
Pangasinan			0			0
Alaminos City			0			0
Candon City			0			0
Dagupan City			0			0
Laoag City			0			0
San Carlos City			0			0
San Fernando City			0			0
Urdaneta City			0			0
Vigan City			0			0
Region 2	0	0	0	0	0	0
Batanes			0			0
Cagayan			0			0
Isabela			0			0
Nueva Vizcaya			0			0
Quirino			0			0
Cauayan City			0			0
Ilagan City			0			0
Santiago City			0			0
Tuguegarao City			0			0
Region 3	0	0	0	0	0	0
Aurora			0			0
Bataan			0			0
Bulacan			0			0
Nueva Ecija			0			0
Pampanga			0			0
Tarlac			0			0
Zambales			0			0
Angeles City			0			0
Balanga City			0			0
Cabanatuan City			0			0
City of San Fernando			0			0
Gapan City			0			0
Mabalacat City			0			0
Malolos City			0			0
Meycauayan			0			0
Olongapo			0			0
Palayan City			0			0
San Jose City			0			0
San Jose del Monte City			0			0
Science City of Munoz			0			0

Tarlac City			0			0
Region 4A	0	0	0	0	0	0
Batangas			0			0
Cavite			0			0
Laguna			0			0
Quezon			0			0
Rizal			0			0
Antipolo City			0			0
Bacoor City			0			0
Batangas City			0			0
Biñan City			0			0
Cabuyao City			0			0
Calamba City			0			0
Cavite City			0			0
Dasmariñas City			0			0
General Trias City			0			0
Imus City			0			0
Lipa City			0			0
Lucena City			0			0
San Pablo City			0			0
San Pedro City			0			0
Santa Rosa City			0			0
Tagaytay City			0			0
Tanauan City			0			0
Tayabas City			0			0
Trece Martires City			0			0
Region 4B	0	0	0	0	0	0
Marinduque			0			0
Mindoro Occidental			0			0
Mindoro Oriental			0			0
Palawan			0			0
Romblon			0			0
Puerto Princesa City			0			0
Region 5	0	0	0	0	0	0
Albay			0			0
Camarines Norte			0			0
Camarines Sur			0			0
Catanduanes			0			0
Masbate			0			0
Sorsogon			0			0

Iriga City			0			0
Legaspi City			0			0
Naga City			0			0
Region 6	0	0	0	0	0	0
Aklan			0			0
Antique			0			0
Capiz			0			0
Guimaras			0			0
Iloilo			0			0
Negros Occidental			0			0
Bacolod City			0			0
Bago City			0			0
Cadiz City			0			0
Escalante City			0			0
Himamaylan City			0			0
Iloilo City			0			0
Kabankalan City			0			0
La Carlota City			0			0
Passi City			0			0
Roxas City			0			0
Sagay City			0			0
San Carlos City			0			0
Silay City			0			0
Sipalay City			0			0
Talisay City			0			0
Victorias City			0			0
Region 7	0	0	0	0	0	0
Bohol			0			0
Cebu			0			0
Negros Oriental			0			0
Siquijor			0			0
Bais City			0			0
Bayawan City			0			0
Canlaon City			0			0
Cebu City			0			0
Danao City			0			0
Dumaguete City			0			0
Lapu-Lapu City			0			0
Mandaue City			0			0
Tagbilaran City			0			0
Talisay City			0			0

Compostela Valley			0			0
Davao del Norte			0			0
Davao del Sur						
Davao Oriental			0			0
Davao Occidental			0			0
Davao City			0			0
Region 12	0	0	0	0	0	0
North Cotabato			0			0
Sarangani			0			0
South Cotabato			0			0
Sultan Kudarat			0			0
Cotabato City			0			0
Gen. Santos City			0			0
A.R.M.M.	0	0	0	0	0	0
Basilan			0			0
Lanao del Sur			0			0
Maguindanao			0			0
Sulu			0			0
Tawi-Tawi			0			0
Lamitan City			0			0
Marawi City			0			0
CARAGA	0	0	0	0	0	0
Agusan del Norte			0			0
Agusan del Sur			0			0
Surigao del Norte			0			0
Surigao del Sur			0			0
Province of Dinagat			0			0
Bislig City			0			0
Butuan City			0			0
Surigao City			0			0

Legend:

0 = No Case

* = No Report

Prevalence rate = Case Positive / Case Exam

id Prevalence rate of infection

Fourth Quarter					
id	Case Positive			Prevalence Rate	
	%	Male	Female		Total
	0.00	0	0	0	0.00
	0.00	0	0	0	0.00
	0.00	0	0	0	0.00
	0.00	0	0	0	0.00
	0.00	0	0	0	0.00
	0.00	0	0	0	0.00
	0.00	0	0	0	0.00
	0.00	0	0	0	0.00
	0.00	0	0	0	0.00
	0.00	0	0	0	0.00
	0.00	0	0	0	0.00
	0.00	0	0	0	0.00
	0.00	0	0	0	0.00
	0.00	0	0	0	0.00
	0.00			0	0.00
	0.00			0	0.00
	0.00			0	0.00
	0.00			0	0.00
	0.00			0	0.00
	0.00			0	0.00
	0.00			0	0.00
	0.00	0	0	0	0.00
	0.00			0	0.00
	0.00			0	0.00

0.00			0	0.00
0.00			0	0.00
0.00	0	0	0	0.00
0.00			0	0.00
0.00			0	0.00
0.00			0	0.00
0.00			0	0.00
0.00			0	0.00
0.00			0	0.00
0.00			0	0.00
0.00			0	0.00
0.00			0	0.00
0.00	0	0	0	0.00
0.00			0	0.00
0.00			0	0.00
0.00			0	0.00
0.00			0	0.00
0.00			0	0.00
0.00			0	0.00
0.00			0	0.00
0.00			0	0.00
0.00			0	0.00
0.00			0	0.00
0.00	0	0	0	0.00

0.00			0	0.00
0.00			0	0.00
0.00			0	0.00
0.00			0	0.00
0.00			0	0.00
0.00	0	0	0	0.00
0.00			0	0.00
0.00			0	0.00
0.00			0	0.00
0.00			0	0.00
0.00			0	0.00
0.00			0	0.00
0.00	0	0	0	0.00
0.00			0	0.00
0.00			0	0.00
0.00			0	0.00
0.00			0	0.00
0.00			0	0.00
0.00	0	0	0	0.00
0.00			0	0.00
0.00			0	0.00
0.00			0	0.00
0.00			0	0.00
0.00			0	0.00

ined x 100,000

Table 2J.1 - Schistosomiasis
Symptomatic Cases, Cases Examined, Positive (+) Cases and Prevalence Rate of Infection
By Region, Province and City
Philippines, 2017

Area	Symptomatic Cases			Case Examined				Positive (+) Cases			Prevalence Rate of Infection
	Male	Female	Total	Male	Female	Total	%	Male	Female	Total	
PHILIPPINES	0	0	0	0	0	0	0.00	0	0	0	0.00
N C R	0	0	0	0	0	0	0.00	0	0	0	0.00
Malabon	0	0	0	0	0	0	0.00	0	0	0	0.00
Navotas	0	0	0	0	0	0	0.00	0	0	0	0.00
Valenzuela City	0	0	0	0	0	0	0.00	0	0	0	0.00
Caloocan City	0	0	0	0	0	0	0.00	0	0	0	0.00
Marikina City	0	0	0	0	0	0	0.00	0	0	0	0.00
Pasig City	0	0	0	0	0	0	0.00	0	0	0	0.00
Pateros	0	0	0	0	0	0	0.00	0	0	0	0.00
Taguig	0	0	0	0	0	0	0.00	0	0	0	0.00
Quezon City	0	0	0	0	0	0	0.00	0	0	0	0.00
Makati City	0	0	0	0	0	0	0.00	0	0	0	0.00
Mandaluyong City	0	0	0	0	0	0	0.00	0	0	0	0.00
San Juan	0	0	0	0	0	0	0.00	0	0	0	0.00
Manila City	0	0	0	0	0	0	0.00	0	0	0	0.00
Las Piñas City	0	0	0	0	0	0	0.00	0	0	0	0.00
Muntinlupa City	0	0	0	0	0	0	0.00	0	0	0	0.00
Parañaque City	0	0	0	0	0	0	0.00	0	0	0	0.00
Pasay City	0	0	0	0	0	0	0.00	0	0	0	0.00
C A R	0	0	0	0	0	0	0.00	0	0	0	0.00
Abra	0	0	0	0	0	0	0.00	0	0	0	0.00
Apayao	0	0	0	0	0	0	0.00	0	0	0	0.00
Benguet	0	0	0	0	0	0	0.00	0	0	0	0.00
Ifugao	0	0	0	0	0	0	0.00	0	0	0	0.00
Kalinga	0	0	0	0	0	0	0.00	0	0	0	0.00
Mt. Province	0	0	0	0	0	0	0.00	0	0	0	0.00
Baguio City	0	0	0	0	0	0	0.00	0	0	0	0.00
Region 1	0	0	0	0	0	0	0.00	0	0	0	0.00
Ilocos Note	0	0	0	0	0	0	0.00	0	0	0	0.00
Ilocos Sur	0	0	0	0	0	0	0.00	0	0	0	0.00
La Union	0	0	0	0	0	0	0.00	0	0	0	0.00
Pangasinan	0	0	0	0	0	0	0.00	0	0	0	0.00
Alaminos City	0	0	0	0	0	0	0.00	0	0	0	0.00
Candon City	0	0	0	0	0	0	0.00	0	0	0	0.00
Dagupan City	0	0	0	0	0	0	0.00	0	0	0	0.00
Laoag City	0	0	0	0	0	0	0.00	0	0	0	0.00
San Carlos City	0	0	0	0	0	0	0.00	0	0	0	0.00
San Fernando City	0	0	0	0	0	0	0.00	0	0	0	0.00
Urdaneta City	0	0	0	0	0	0	0.00	0	0	0	0.00
Vigan City	0	0	0	0	0	0	0.00	0	0	0	0.00
Region 2	0	0	0	0	0	0	0.00	0	0	0	0.00
Batanes	0	0	0	0	0	0	0.00	0	0	0	0.00
Cagayan	0	0	0	0	0	0	0.00	0	0	0	0.00
Isabela	0	0	0	0	0	0	0.00	0	0	0	0.00
Nueva Vizcaya	0	0	0	0	0	0	0.00	0	0	0	0.00
Quirino	0	0	0	0	0	0	0.00	0	0	0	0.00
Cauayan City	0	0	0	0	0	0	0.00	0	0	0	0.00
Ilagan City	0	0	0	0	0	0	0.00	0	0	0	0.00
Santiago City	0	0	0	0	0	0	0.00	0	0	0	0.00
Tuguegarao City	0	0	0	0	0	0	0.00	0	0	0	0.00

Table 2J.1 - Schistosomiasis
Symptomatic Cases, Cases Examined, Positive (+) Cases and Prevalence Rate of Infection
By Region, Province and City
Philippines, 2017

Area	Symptomatic Cases			Case Examined				Positive (+) Cases			Prevalence Rate of Infection
	Male	Female	Total	Male	Female	Total	%	Male	Female	Total	
Region 3	0	0	0	0	0	0	0.00	0	0	0	0.00
Aurora	0	0	0	0	0	0	0.00	0	0	0	0.00
Bataan	0	0	0	0	0	0	0.00	0	0	0	0.00
Bulacan	0	0	0	0	0	0	0.00	0	0	0	0.00
Nueva Ecija	0	0	0	0	0	0	0.00	0	0	0	0.00
Pampanga	0	0	0	0	0	0	0.00	0	0	0	0.00
Tarlac	0	0	0	0	0	0	0.00	0	0	0	0.00
Zambales	0	0	0	0	0	0	0.00	0	0	0	0.00
Angeles City	0	0	0	0	0	0	0.00	0	0	0	0.00
Balanga City	0	0	0	0	0	0	0.00	0	0	0	0.00
Cabanatuan City	0	0	0	0	0	0	0.00	0	0	0	0.00
City of San Fernando	0	0	0	0	0	0	0.00	0	0	0	0.00
Gapan City	0	0	0	0	0	0	0.00	0	0	0	0.00
Mabalacat City	0	0	0	0	0	0	0.00	0	0	0	0.00
Malolos City	0	0	0	0	0	0	0.00	0	0	0	0.00
Meycauayan	0	0	0	0	0	0	0.00	0	0	0	0.00
Olongapo	0	0	0	0	0	0	0.00	0	0	0	0.00
Palayan City	0	0	0	0	0	0	0.00	0	0	0	0.00
San Jose City	0	0	0	0	0	0	0.00	0	0	0	0.00
San Jose del Monte City	0	0	0	0	0	0	0.00	0	0	0	0.00
Science City of Munoz	0	0	0	0	0	0	0.00	0	0	0	0.00
Tarlac City	0	0	0	0	0	0	0.00	0	0	0	0.00
Region 4A	0	0	0	0	0	0	0.00	0	0	0	0.00
Batangas	0	0	0	0	0	0	0.00	0	0	0	0.00
Cavite	0	0	0	0	0	0	0.00	0	0	0	0.00
Laguna	0	0	0	0	0	0	0.00	0	0	0	0.00
Quezon	0	0	0	0	0	0	0.00	0	0	0	0.00
Rizal	0	0	0	0	0	0	0.00	0	0	0	0.00
Antipolo City	0	0	0	0	0	0	0.00	0	0	0	0.00
Bacoor City	0	0	0	0	0	0	0.00	0	0	0	0.00
Batangas City	0	0	0	0	0	0	0.00	0	0	0	0.00
Biñan City	0	0	0	0	0	0	0.00	0	0	0	0.00
Cabuyao City	0	0	0	0	0	0	0.00	0	0	0	0.00
Calamba City	0	0	0	0	0	0	0.00	0	0	0	0.00
Cavite City	0	0	0	0	0	0	0.00	0	0	0	0.00
Dasmariñas City	0	0	0	0	0	0	0.00	0	0	0	0.00
General Trias City	0	0	0	0	0	0	0.00	0	0	0	0.00
Imus City	0	0	0	0	0	0	0.00	0	0	0	0.00
Lipa City	0	0	0	0	0	0	0.00	0	0	0	0.00
Lucena City	0	0	0	0	0	0	0.00	0	0	0	0.00
San Pablo City	0	0	0	0	0	0	0.00	0	0	0	0.00
San Pedro City	0	0	0	0	0	0	0.00	0	0	0	0.00
Santa Rosa City	0	0	0	0	0	0	0.00	0	0	0	0.00
Tagaytay City	0	0	0	0	0	0	0.00	0	0	0	0.00
Tanauan City	0	0	0	0	0	0	0.00	0	0	0	0.00
Tayabas City	0	0	0	0	0	0	0.00	0	0	0	0.00
Trece Martires City	0	0	0	0	0	0	0.00	0	0	0	0.00
Region 4B	0	0	0	0	0	0	0.00	0	0	0	0.00
Marinduque	0	0	0	0	0	0	0.00	0	0	0	0.00
Mindoro Occidental	0	0	0	0	0	0	0.00	0	0	0	0.00
Mindoro Oriental	0	0	0	0	0	0	0.00	0	0	0	0.00
Palawan	0	0	0	0	0	0	0.00	0	0	0	0.00
Romblon	0	0	0	0	0	0	0.00	0	0	0	0.00
Puerto Princesa City	0	0	0	0	0	0	0.00	0	0	0	0.00
Region 5	0	0	0	0	0	0	0.00	0	0	0	0.00

Table 2J.1 - Schistosomiasis
Symptomatic Cases, Cases Examined, Positive (+) Cases and Prevalence Rate of Infection
By Region, Province and City
Philippines, 2017

Area	Symptomatic Cases			Case Examined				Positive (+) Cases			Prevalence Rate of Infection
	Male	Female	Total	Male	Female	Total	%	Male	Female	Total	
Albay	0	0	0	0	0	0	0.00	0	0	0	0.00
Camarines Norte	0	0	0	0	0	0	0.00	0	0	0	0.00
Camarines Sur	0	0	0	0	0	0	0.00	0	0	0	0.00
Catanduanes	0	0	0	0	0	0	0.00	0	0	0	0.00
Masbate	0	0	0	0	0	0	0.00	0	0	0	0.00
Sorsogon	0	0	0	0	0	0	0.00	0	0	0	0.00
Iriga City	0	0	0	0	0	0	0.00	0	0	0	0.00
Legaspi City	0	0	0	0	0	0	0.00	0	0	0	0.00
Naga City	0	0	0	0	0	0	0.00	0	0	0	0.00
Region 6	0	0	0	0	0	0	0.00	0	0	0	0.00
Aklan	0	0	0	0	0	0	0.00	0	0	0	0.00
Antique	0	0	0	0	0	0	0.00	0	0	0	0.00
Capiz	0	0	0	0	0	0	0.00	0	0	0	0.00
Guimaras	0	0	0	0	0	0	0.00	0	0	0	0.00
Iloilo	0	0	0	0	0	0	0.00	0	0	0	0.00
Negros Occidental	0	0	0	0	0	0	0.00	0	0	0	0.00
Bacolod City	0	0	0	0	0	0	0.00	0	0	0	0.00
Bago City	0	0	0	0	0	0	0.00	0	0	0	0.00
Cadiz City	0	0	0	0	0	0	0.00	0	0	0	0.00
Escalante City	0	0	0	0	0	0	0.00	0	0	0	0.00
Himamaylan City	0	0	0	0	0	0	0.00	0	0	0	0.00
Iloilo City	0	0	0	0	0	0	0.00	0	0	0	0.00
Kabankalan City	0	0	0	0	0	0	0.00	0	0	0	0.00
La Carlota City	0	0	0	0	0	0	0.00	0	0	0	0.00
Passi City	0	0	0	0	0	0	0.00	0	0	0	0.00
Roxas City	0	0	0	0	0	0	0.00	0	0	0	0.00
Sagay City	0	0	0	0	0	0	0.00	0	0	0	0.00
San Carlos City	0	0	0	0	0	0	0.00	0	0	0	0.00
Silay City	0	0	0	0	0	0	0.00	0	0	0	0.00
Sipalay City	0	0	0	0	0	0	0.00	0	0	0	0.00
Talisay City	0	0	0	0	0	0	0.00	0	0	0	0.00
Victorias City	0	0	0	0	0	0	0.00	0	0	0	0.00
Region 7	0	0	0	0	0	0	0.00	0	0	0	0.00
Bohol	0	0	0	0	0	0	0.00	0	0	0	0.00
Cebu	0	0	0	0	0	0	0.00	0	0	0	0.00
Negros Oriental	0	0	0	0	0	0	0.00	0	0	0	0.00
Siquijor	0	0	0	0	0	0	0.00	0	0	0	0.00
Bais City	0	0	0	0	0	0	0.00	0	0	0	0.00
Bayawan City	0	0	0	0	0	0	0.00	0	0	0	0.00
Canlaon City	0	0	0	0	0	0	0.00	0	0	0	0.00
Cebu City	0	0	0	0	0	0	0.00	0	0	0	0.00
Danao City	0	0	0	0	0	0	0.00	0	0	0	0.00
Dumaguete City	0	0	0	0	0	0	0.00	0	0	0	0.00
Lapu-Lapu City	0	0	0	0	0	0	0.00	0	0	0	0.00
Mandaue City	0	0	0	0	0	0	0.00	0	0	0	0.00
Tagbilaran City	0	0	0	0	0	0	0.00	0	0	0	0.00
Talisay City	0	0	0	0	0	0	0.00	0	0	0	0.00
Tanjay City	0	0	0	0	0	0	0.00	0	0	0	0.00
Toledo City	0	0	0	0	0	0	0.00	0	0	0	0.00
Region 8	0	0	0	0	0	0	0.00	0	0	0	0.00
Biliran	0	0	0	0	0	0	0.00	0	0	0	0.00
Eastern Samar	0	0	0	0	0	0	0.00	0	0	0	0.00
Northern Leyte	0	0	0	0	0	0	0.00	0	0	0	0.00
Northern Samar	0	0	0	0	0	0	0.00	0	0	0	0.00
Southern Leyte	0	0	0	0	0	0	0.00	0	0	0	0.00
Western Samar	0	0	0	0	0	0	0.00	0	0	0	0.00

Table 2J.1 - Schistosomiasis
Symptomatic Cases, Cases Examined, Positive (+) Cases and Prevalence Rate of Infection
By Region, Province and City
Philippines, 2017

Area	Symptomatic Cases			Case Examined				Positive (+) Cases			Prevalence Rate of Infection
	Male	Female	Total	Male	Female	Total	%	Male	Female	Total	
Calbayog City	0	0	0	0	0	0	0.00	0	0	0	0.00
Maasin City	0	0	0	0	0	0	0.00	0	0	0	0.00
Ormoc City	0	0	0	0	0	0	0.00	0	0	0	0.00
Tacloban City	0	0	0	0	0	0	0.00	0	0	0	0.00
Region 9	0	0	0	0	0	0	0.00	0	0	0	0.00
Zamboanga del Norte	0	0	0	0	0	0	0.00	0	0	0	0.00
Zamboanga del Sur	0	0	0	0	0	0	0.00	0	0	0	0.00
Zamboanga Sibugay	0	0	0	0	0	0	0.00	0	0	0	0.00
Dapitan City	0	0	0	0	0	0	0.00	0	0	0	0.00
Dipolog City	0	0	0	0	0	0	0.00	0	0	0	0.00
Isabela City	0	0	0	0	0	0	0.00	0	0	0	0.00
Pagadian City	0	0	0	0	0	0	0.00	0	0	0	0.00
Zamboanga City	0	0	0	0	0	0	0.00	0	0	0	0.00
Region 10	0	0	0	0	0	0	0.00	0	0	0	0.00
Bukidnon	0	0	0	0	0	0	0.00	0	0	0	0.00
Camiguin	0	0	0	0	0	0	0.00	0	0	0	0.00
Lanao del Norte	0	0	0	0	0	0	0.00	0	0	0	0.00
Misamis Occidental	0	0	0	0	0	0	0.00	0	0	0	0.00
Misamis Oriental	0	0	0	0	0	0	0.00	0	0	0	0.00
Cagayan de Oro City	0	0	0	0	0	0	0.00	0	0	0	0.00
El Salvador City	0	0	0	0	0	0	0.00	0	0	0	0.00
Gingoog City	0	0	0	0	0	0	0.00	0	0	0	0.00
Iligan City	0	0	0	0	0	0	0.00	0	0	0	0.00
Malaybalay City	0	0	0	0	0	0	0.00	0	0	0	0.00
Oroquieta City	0	0	0	0	0	0	0.00	0	0	0	0.00
Ozamis City	0	0	0	0	0	0	0.00	0	0	0	0.00
Tangub City	0	0	0	0	0	0	0.00	0	0	0	0.00
Valencia City	0	0	0	0	0	0	0.00	0	0	0	0.00
Region 11	0	0	0	0	0	0	0.00	0	0	0	0.00
Compostela Valley	0	0	0	0	0	0	0.00	0	0	0	0.00
Davao del Norte	0	0	0	0	0	0	0.00	0	0	0	0.00
Davao del Sur	0	0	0	0	0	0	0.00	0	0	0	0.00
Davao Oriental	0	0	0	0	0	0	0.00	0	0	0	0.00
Davao Occidental	0	0	0	0	0	0	0.00	0	0	0	0.00
Davao City	0	0	0	0	0	0	0.00	0	0	0	0.00
Region 12	0	0	0	0	0	0	0.00	0	0	0	0.00
North Cotabato	0	0	0	0	0	0	0.00	0	0	0	0.00
Sarangani	0	0	0	0	0	0	0.00	0	0	0	0.00
South Cotabato	0	0	0	0	0	0	0.00	0	0	0	0.00
Sultan Kudarat	0	0	0	0	0	0	0.00	0	0	0	0.00
Cotabato City	0	0	0	0	0	0	0.00	0	0	0	0.00
Gen. Santos City	0	0	0	0	0	0	0.00	0	0	0	0.00
A.R.M.M.	0	0	0	0	0	0	0.00	0	0	0	0.00
Basilan	0	0	0	0	0	0	0.00	0	0	0	0.00
Lanao del Sur	0	0	0	0	0	0	0.00	0	0	0	0.00
Maguindanao	0	0	0	0	0	0	0.00	0	0	0	0.00
Sulu	0	0	0	0	0	0	0.00	0	0	0	0.00
Tawi-Tawi	0	0	0	0	0	0	0.00	0	0	0	0.00
Lamitan City	0	0	0	0	0	0	0.00	0	0	0	0.00

Table 2J.1 - Schistosomiasis
Symptomatic Cases, Cases Examined, Positive (+) Cases and Prevalence Rate of Infection
By Region, Province and City
Philippines, 2017

Area	Symptomatic Cases			Case Examined				Positive (+) Cases			Prevalence Rate of Infection
	Male	Female	Total	Male	Female	Total	%	Male	Female	Total	
Marawi City	0	0	0	0	0	0	0.00	0	0	0	0.00
CARAGA	0	0	0	0	0	0	0.00	0	0	0	0.00
Agusan del Norte	0	0	0	0	0	0	0.00	0	0	0	0.00
Agusan del Sur	0	0	0	0	0	0	0.00	0	0	0	0.00
Surigao del Norte	0	0	0	0	0	0	0.00	0	0	0	0.00
Surigao del Sur	0	0	0	0	0	0	0.00	0	0	0	0.00
Province of Dinagat	0	0	0	0	0	0	0.00	0	0	0	0.00
Bislig City	0	0	0	0	0	0	0.00	0	0	0	0.00
Butuan City	0	0	0	0	0	0	0.00	0	0	0	0.00
Surigao City	0	0	0	0	0	0	0.00	0	0	0	0.00

Legend:

0 = No Case

* = No Report

$$\text{Prevalence of Infection} = \text{Case Positive} / \text{Case Examined} \times 100,000$$

Figure 2J.1

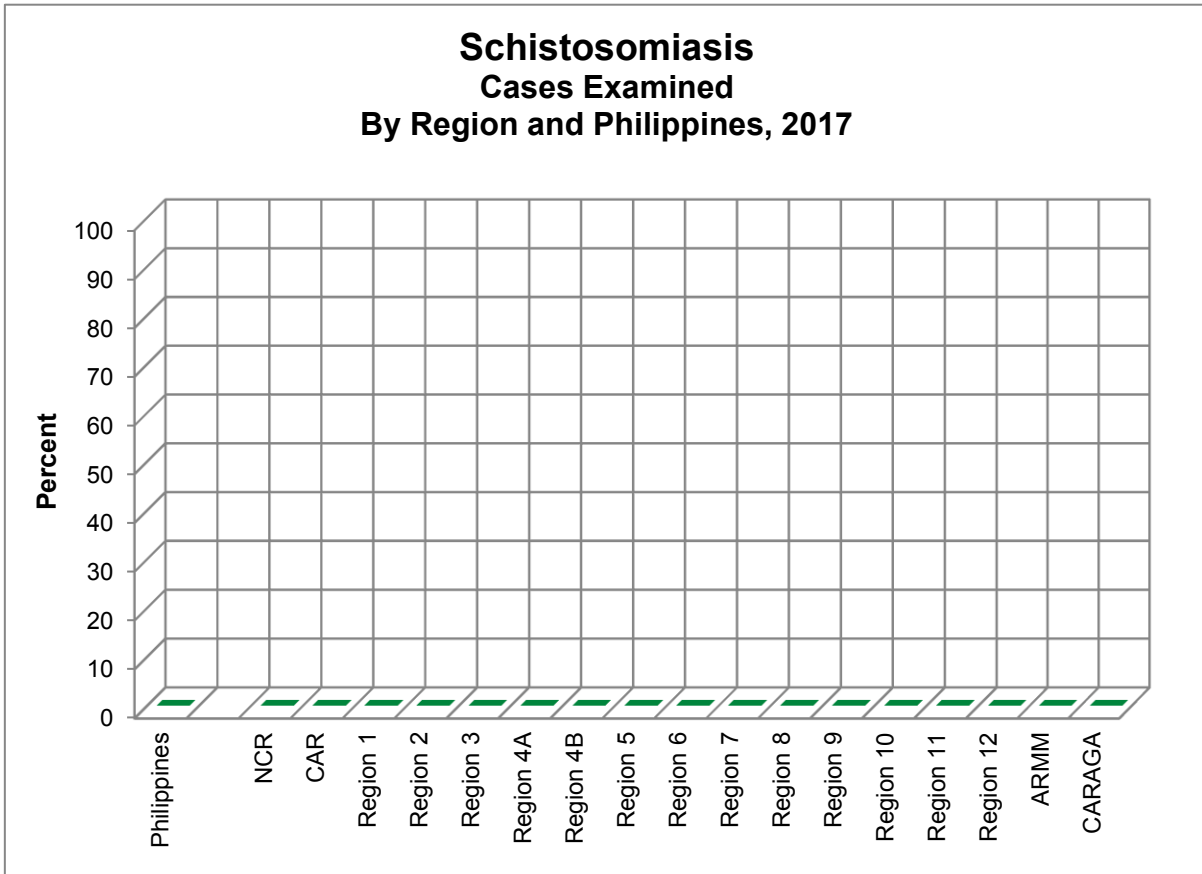


Figure 2J.2

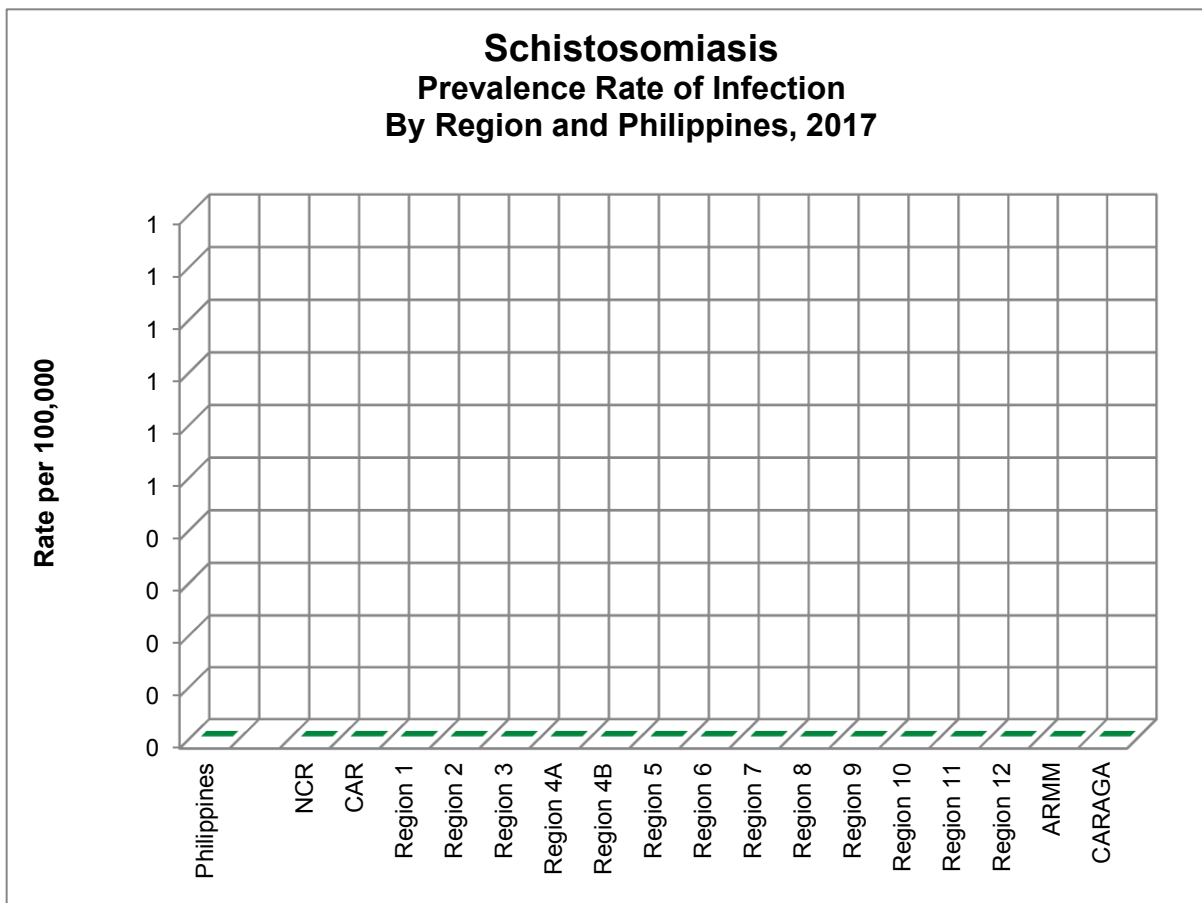


Figure 2J.3

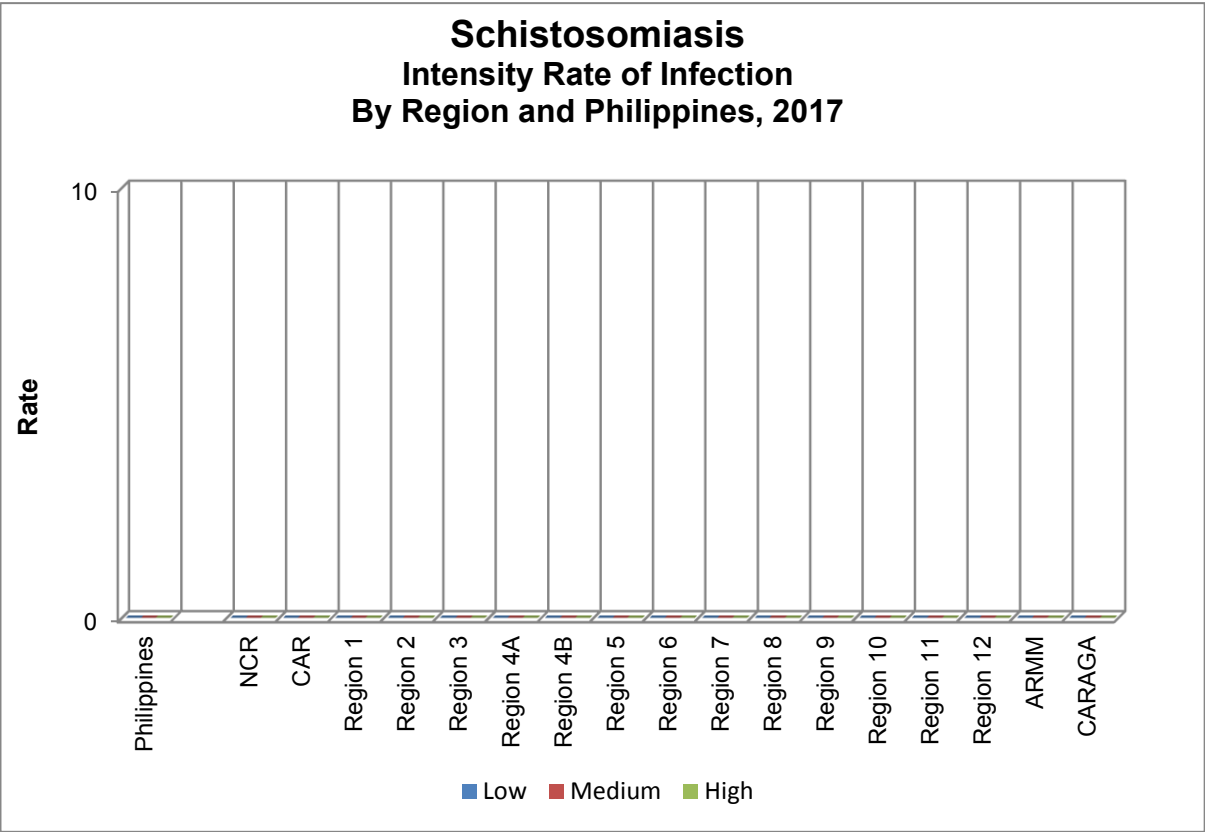


Figure 2J.4

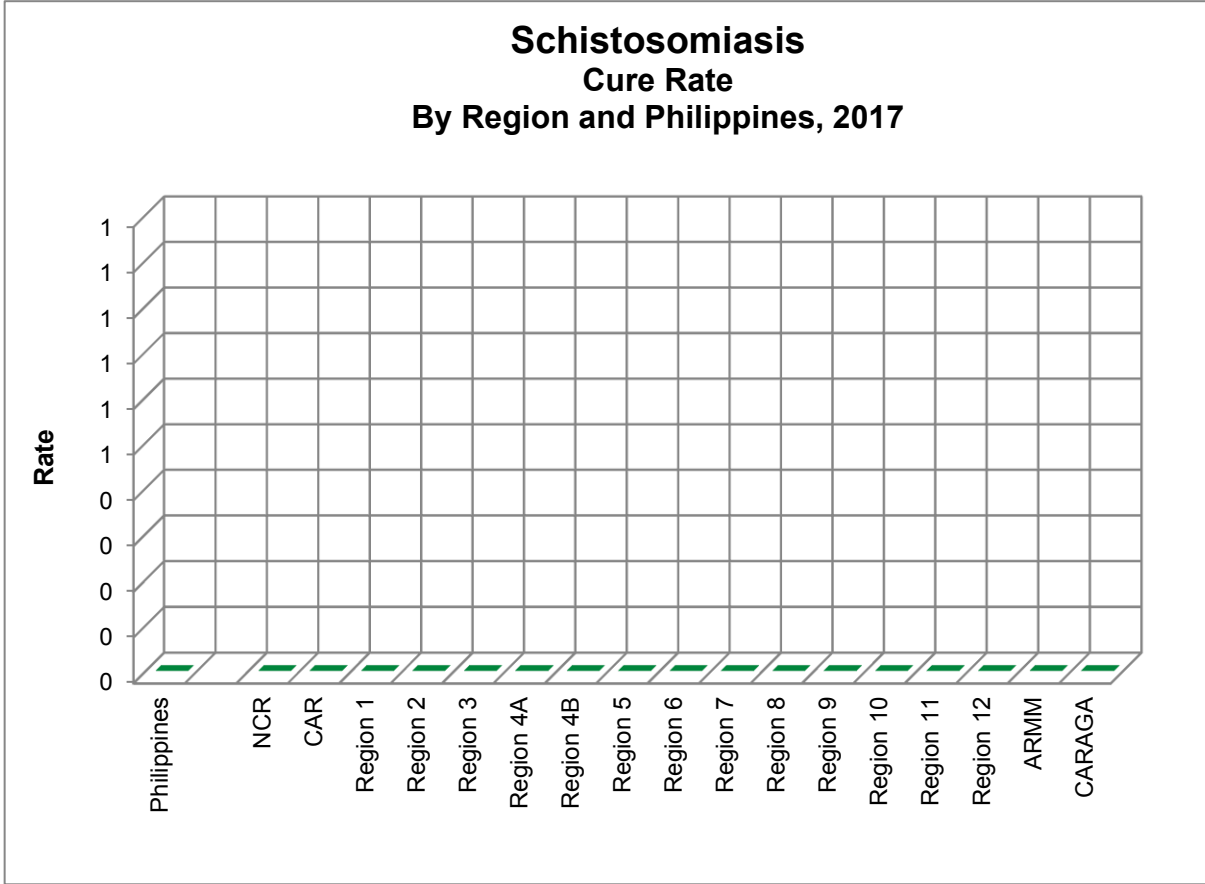


Figure 2J.5

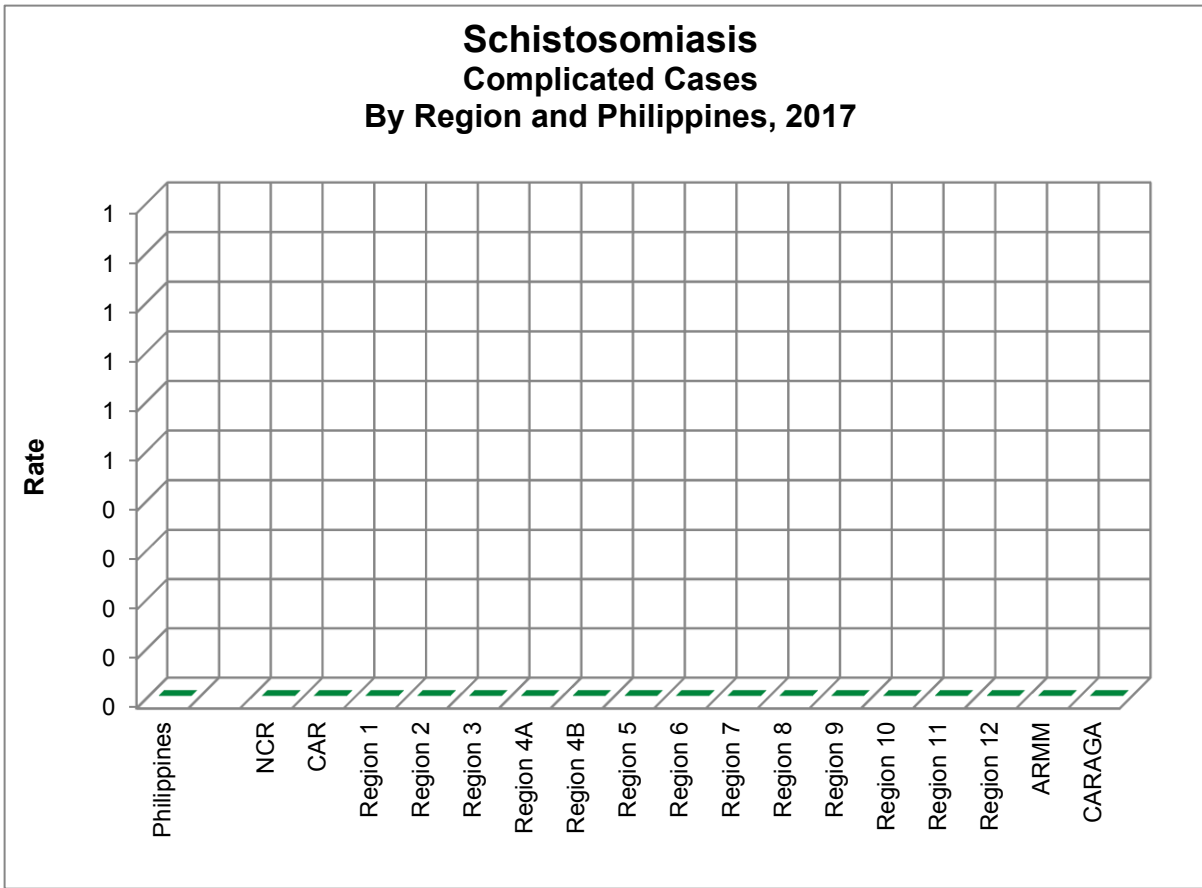
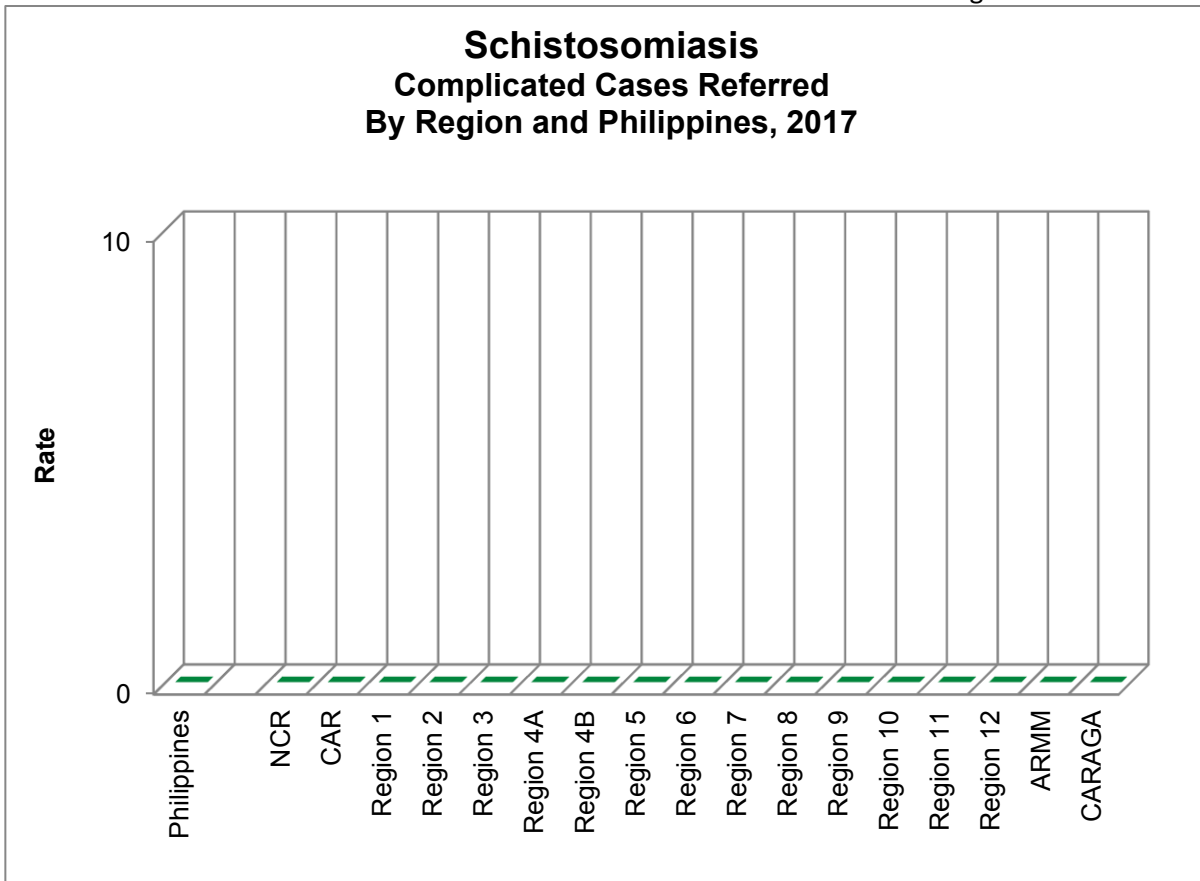


Figure 2J.6



Schistosomiasis
2017 - Quarterly Report
Intensity of Infection

Area	Total Positive Cases	Intensity of					
		Low			Rate	Medium	
		Male	Female	Total		Male	Female
PHILIPPINES	0	0	0	0	0.00	0	0
N C R	0	0	0	0	0.00	0	0
Malabon	0	0	0	0	0.00	0	0
Navotas	0	0	0	0	0.00	0	0
Valenzuela City	0	0	0	0	0.00	0	0
Caloocan City	0	0	0	0	0.00	0	0
Marikina City	0	0	0	0	0.00	0	0
Pasig City	0	0	0	0	0.00	0	0
Pateros	0	0	0	0	0.00	0	0
Taguig	0	0	0	0	0.00	0	0
Quezon City	0	0	0	0	0.00	0	0
Makati City	0	0	0	0	0.00	0	0
Mandaluyong City	0	0	0	0	0.00	0	0
San Juan	0	0	0	0	0.00	0	0
Manila City	0	0	0	0	0.00	0	0
Las Piñas City	0	0	0	0	0.00	0	0
Muntinlupa City	0	0	0	0	0.00	0	0
Parañaque City	0	0	0	0	0.00	0	0
Pasay City	0	0	0	0	0.00	0	0
C A R	0	0	0	0	0.00	0	0
Abra	0			0	0.00		
Apayao	0			0	0.00		
Benguet	0			0	0.00		
Ifugao	0			0	0.00		
Kalinga	0			0	0.00		
Mt. Province	0			0	0.00		
Baguio City	0			0	0.00		
Region 1	0	0	0	0	0.00	0	0
Ilocos Note	0			0	0.00		
Ilocos Sur	0			0	0.00		

La Union	0			0	0.00		
Pangasinan	0			0	0.00		
Alaminos City	0			0	0.00		
Candon City	0			0	0.00		
Dagupan City	0			0	0.00		
Laoag City	0			0	0.00		
San Carlos City	0			0	0.00		
San Fernando City	0			0	0.00		
Urdaneta City	0			0	0.00		
Vigan City	0			0	0.00		
Region 2	0	0	0	0	0.00	0	0
Batanes	0			0	0.00		
Cagayan	0			0	0.00		
Isabela	0			0	0.00		
Nueva Vizcaya	0			0	0.00		
Quirino	0			0	0.00		
Cauayan City	0			0	0.00		
Ilagan City	0			0	0.00		
Santiago City	0			0	0.00		
Tuguegarao City	0			0	0.00		
Region 3	0	0	0	0	0.00	0	0
Aurora	0			0	0.00		
Bataan	0			0	0.00		
Bulacan	0			0	0.00		
Nueva Ecija	0			0	0.00		
Pampanga	0			0	0.00		
Tarlac	0			0	0.00		
Zambales	0			0	0.00		
Angeles City	0			0	0.00		
Balanga City	0			0	0.00		
Cabanatuan City	0			0	0.00		
City of San Fernando	0			0	0.00		
Gapan City	0			0	0.00		
Mabalacat City	0			0	0.00		
Malolos City	0			0	0.00		
Meycauayan	0			0	0.00		
Olongapo	0			0	0.00		
Palayan City	0			0	0.00		
San Jose City	0			0	0.00		
San Jose del Monte City	0			0	0.00		
Science City of Munoz	0			0	0.00		

Tarlac City	0			0	0.00		
Region 4A	0	0	0	0	0.00	0	0
Batangas	0			0	0.00		
Cavite	0			0	0.00		
Laguna	0			0	0.00		
Quezon	0			0	0.00		
Rizal	0			0	0.00		
Antipolo City	0			0	0.00		
Bacoor City	0			0	0.00		
Batangas City	0			0	0.00		
Biñan City	0			0	0.00		
Cabuyao City	0			0	0.00		
Calamba City	0			0	0.00		
Cavite City	0			0	0.00		
Dasmariñas City	0			0	0.00		
General Trias City	0			0	0.00		
Imus City	0			0	0.00		
Lipa City	0			0	0.00		
Lucena City	0			0	0.00		
San Pablo City	0			0	0.00		
San Pedro City	0			0	0.00		
Santa Rosa City	0			0	0.00		
Tagaytay City	0			0	0.00		
Tanauan City	0			0	0.00		
Tayabas City	0			0	0.00		
Trece Martires City	0			0	0.00		
Region 4B	0	0	0	0	0.00	0	0
Marinduque	0			0	0.00		
Mindoro Occidental	0			0	0.00		
Mindoro Oriental	0			0	0.00		
Palawan	0			0	0.00		
Romblon	0			0	0.00		
Puerto Princesa City	0			0	0.00		
Region 5	0	0	0	0	0.00	0	0
Albay	0			0	0.00		
Camarines Norte	0			0	0.00		
Camarines Sur	0			0	0.00		
Catanduanes	0			0	0.00		
Masbate	0			0	0.00		
Sorsogon	0			0	0.00		

Iriga City	0			0	0.00		
Legaspi City	0			0	0.00		
Naga City	0			0	0.00		
Region 6	0	0	0	0	0.00	0	0
Aklan	0			0	0.00		
Antique	0			0	0.00		
Capiz	0			0	0.00		
Guimaras	0			0	0.00		
Iloilo	0			0	0.00		
Negros Occidental	0			0	0.00		
Bacolod City	0			0	0.00		
Bago City	0			0	0.00		
Cadiz City	0			0	0.00		
Escalante City	0			0	0.00		
Himamaylan City	0			0	0.00		
Iloilo City	0			0	0.00		
Kabankalan City	0			0	0.00		
La Carlota City	0			0	0.00		
Passi City	0			0	0.00		
Roxas City	0			0	0.00		
Sagay City	0			0	0.00		
San Carlos City	0			0	0.00		
Silay City	0			0	0.00		
Sipalay City	0			0	0.00		
Talisay City	0			0	0.00		
Victorias City	0			0	0.00		
Region 7	0	0	0	0	0.00	0	0
Bohol	0			0	0.00		
Cebu	0			0	0.00		
Negros Oriental	0			0	0.00		
Siquijor	0			0	0.00		
Bais City	0			0	0.00		
Bayawan City	0			0	0.00		
Canlaon City	0			0	0.00		
Cebu City	0			0	0.00		
Danao City	0			0	0.00		
Dumaguete City	0			0	0.00		
Lapu-Lapu City	0			0	0.00		
Mandaue City	0			0	0.00		
Tagbilaran City	0			0	0.00		
Talisay City	0			0	0.00		

Tanjay City	0			0	0.00		
Toledo City	0			0	0.00		
Region 8	0	0	0	0	0.00	0	0
Biliran	0			0	0.00		
Eastern Samar	0			0	0.00		
Northern Leyte	0			0	0.00		
Northern Samar	0			0	0.00		
Southern Leyte	0			0	0.00		
Western Samar	0			0	0.00		
Calbayog City	0			0	0.00		
Maasin City	0			0	0.00		
Ormoc City	0			0	0.00		
Tacloban City	0			0	0.00		
Region 9	0	0	0	0	0.00	0	0
Zamboanga del Norte	0			0	0.00		
Zamboanga del Sur	0			0	0.00		
Zamboanga Sibugay	0			0	0.00		
Dapitan City	0			0	0.00		
Dipolog City	0			0	0.00		
Isabela City	0			0	0.00		
Pagadian City	0			0	0.00		
Zamboanga City	0			0	0.00		
Region 10	0	0	0	0	0.00	0	0
Bukidnon	0			0	0.00		
Camiguin	0			0	0.00		
Lanao del Norte	0			0	0.00		
Misamis Occidental	0			0	0.00		
Misamis Oriental	0			0	0.00		
Cagayan de Oro City	0			0	0.00		
El Salvador City	0			0	0.00		
Gingoog City	0			0	0.00		
Iligan City	0			0	0.00		
Malaybalay City	0			0	0.00		
Oroquieta City	0			0	0.00		
Ozamis City	0			0	0.00		
Tangub City	0			0	0.00		
Valencia City	0			0	0.00		
Region 11	0	0	0	0	0.00	0	0

Compostela Valley	0			0	0.00		
Davao del Norte	0			0	0.00		
Davao del Sur	0			0	0.00		
Davao Oriental	0			0	0.00		
Davao Occidental	0			0	0.00		
Davao City	0			0	0.00		
Region 12	0	0	0	0	0.00	0	0
North Cotabato	0			0	0.00		
Sarangani	0			0	0.00		
South Cotabato	0			0	0.00		
Sultan Kudarat	0			0	0.00		
Cotabato City	0			0	0.00		
Gen. Santos City	0			0	0.00		
A.R.M.M.	0	0	0	0	0.00	0	0
Basilan	0			0	0.00		
Lanao del Sur	0			0	0.00		
Maguindanao	0			0	0.00		
Sulu	0			0	0.00		
Tawi-Tawi	0			0	0.00		
Lamitan City	0			0	0.00		
Marawi City	0			0	0.00		
CARAGA	0	0	0	0	0.00	0	0
Agusan del Norte	0			0	0.00		
Agusan del Sur	0			0	0.00		
Surigao del Norte	0			0	0.00		
Surigao del Sur	0			0	0.00		
Province of Dinagat	0			0	0.00		
Bislig City	0			0	0.00		
Butuan City	0			0	0.00		
Surigao City	0			0	0.00		

Legend:

0 = No Case

* = No Report

First Quarter

Infection					
Total	Rate	High			Rate
		Male	Female	Total	
0	0.00	0	0	0	0.00
0	0.00	0	0	0	0.00
0	0.00	0	0	0	0.00
0	0.00	0	0	0	0.00
0	0.00	0	0	0	0.00
0	0.00	0	0	0	0.00
0	0.00	0	0	0	0.00
0	0.00	0	0	0	0.00
0	0.00	0	0	0	0.00
0	0.00	0	0	0	0.00
0	0.00	0	0	0	0.00
0	0.00	0	0	0	0.00
0	0.00	0	0	0	0.00
0	0.00	0	0	0	0.00
0	0.00	0	0	0	0.00
0	0.00	0	0	0	0.00
0	0.00	0	0	0	0.00
0	0.00	0	0	0	0.00
0	0.00			0	0.00
0	0.00			0	0.00
0	0.00			0	0.00
0	0.00			0	0.00
0	0.00			0	0.00
0	0.00			0	0.00
0	0.00			0	0.00
0	0.00	0	0	0	0.00
0	0.00			0	0.00
0	0.00			0	0.00

0	0.00			0	0.00
0	0.00			0	0.00
0	0.00	0	0	0	0.00
0	0.00			0	0.00
0	0.00			0	0.00
0	0.00			0	0.00
0	0.00			0	0.00
0	0.00			0	0.00
0	0.00			0	0.00
0	0.00			0	0.00
0	0.00			0	0.00
0	0.00			0	0.00
0	0.00	0	0	0	0.00
0	0.00			0	0.00
0	0.00			0	0.00
0	0.00			0	0.00
0	0.00			0	0.00
0	0.00			0	0.00
0	0.00			0	0.00
0	0.00			0	0.00
0	0.00			0	0.00
0	0.00			0	0.00
0	0.00	0	0	0	0.00
0	0.00			0	0.00
0	0.00			0	0.00
0	0.00			0	0.00
0	0.00			0	0.00
0	0.00			0	0.00
0	0.00			0	0.00
0	0.00			0	0.00
0	0.00			0	0.00
0	0.00			0	0.00
0	0.00			0	0.00
0	0.00	0	0	0	0.00

0	0.00			0	0.00
0	0.00			0	0.00
0	0.00			0	0.00
0	0.00			0	0.00
0	0.00			0	0.00
0	0.00			0	0.00
0	0.00			0	0.00
0	0.00	0	0	0	0.00
0	0.00			0	0.00
0	0.00			0	0.00
0	0.00			0	0.00
0	0.00			0	0.00
0	0.00			0	0.00
0	0.00			0	0.00
0	0.00	0	0	0	0.00
0	0.00			0	0.00
0	0.00			0	0.00
0	0.00			0	0.00
0	0.00			0	0.00
0	0.00			0	0.00
0	0.00			0	0.00
0	0.00	0	0	0	0.00
0	0.00			0	0.00
0	0.00			0	0.00
0	0.00			0	0.00

Schistosomiasis
2017 - Quarterly Report
Intensity of Infection

Area	Total Positive Cases	Intensity of Infection					
		Low			Rate	Medium	
		Male	Female	Total		Male	Female
PHILIPPINES	0	0	0	0	0.00	0	0
N C R	0	0	0	0	0.00	0	0
Malabon	0	0	0	0	0.00	0	0
Navotas	0	0	0	0	0.00	0	0
Valenzuela City	0	0	0	0	0.00	0	0
Caloocan City	0	0	0	0	0.00	0	0
Marikina City	0	0	0	0	0.00	0	0
Pasig City	0	0	0	0	0.00	0	0
Pateros	0	0	0	0	0.00	0	0
Taguig	0	0	0	0	0.00	0	0
Quezon City	0	0	0	0	0.00	0	0
Makati City	0	0	0	0	0.00	0	0
Mandaluyong City	0	0	0	0	0.00	0	0
San Juan	0	0	0	0	0.00	0	0
Manila City	0	0	0	0	0.00	0	0
Las Piñas City	0	0	0	0	0.00	0	0
Muntinlupa City	0	0	0	0	0.00	0	0
Parañaque City	0	0	0	0	0.00	0	0
Pasay City	0	0	0	0	0.00	0	0
C A R	0	0	0	0	0.00	0	0
Abra	0			0	0.00		
Apayao	0			0	0.00		
Benguet	0			0	0.00		
Ifugao	0			0	0.00		
Kalinga	0			0	0.00		
Mt. Province	0			0	0.00		
Baguio City	0			0	0.00		
Region 1	0	0	0	0	0.00	0	0
Ilocos Note	0			0	0.00		
Ilocos Sur	0			0	0.00		

La Union	0			0	0.00		
Pangasinan	0			0	0.00		
Alaminos City	0			0	0.00		
Candon City	0			0	0.00		
Dagupan City	0			0	0.00		
Laoag City	0			0	0.00		
San Carlos City	0			0	0.00		
San Fernando City	0			0	0.00		
Urdaneta City	0			0	0.00		
Vigan City	0			0	0.00		
Region 2	0	0	0	0	0.00	0	0
Batanes	0			0	0.00		
Cagayan	0			0	0.00		
Isabela	0			0	0.00		
Nueva Vizcaya	0			0	0.00		
Quirino	0			0	0.00		
Cauayan City	0			0	0.00		
Ilagan City	0			0	0.00		
Santiago City	0			0	0.00		
Tuguegarao City	0			0	0.00		
Region 3	0	0	0	0	0.00	0	0
Aurora	0			0	0.00		
Bataan	0			0	0.00		
Bulacan	0			0	0.00		
Nueva Ecija	0			0	0.00		
Pampanga	0			0	0.00		
Tarlac	0			0	0.00		
Zambales	0			0	0.00		
Angeles City	0			0	0.00		
Balanga City	0			0	0.00		
Cabanatuan City	0			0	0.00		
City of San Fernando	0			0	0.00		
Gapan City	0			0	0.00		
Mabalacat City	0			0	0.00		
Malolos City	0			0	0.00		
Meycauayan	0			0	0.00		
Olongapo	0			0	0.00		
Palayan City	0			0	0.00		
San Jose City	0			0	0.00		
San Jose del Monte City	0			0	0.00		
Science City of Munoz	0			0	0.00		

Tarlac City	0			0	0.00		
Region 4A	0	0	0	0	0.00	0	0
Batangas	0			0	0.00		
Cavite	0			0	0.00		
Laguna	0			0	0.00		
Quezon	0			0	0.00		
Rizal	0			0	0.00		
Antipolo City	0			0	0.00		
Bacoor City	0			0	0.00		
Batangas City	0			0	0.00		
Biñan City	0			0	0.00		
Cabuyao City	0			0	0.00		
Calamba City	0			0	0.00		
Cavite City	0			0	0.00		
Dasmariñas City	0			0	0.00		
General Trias City	0			0	0.00		
Imus City	0			0	0.00		
Lipa City	0			0	0.00		
Lucena City	0			0	0.00		
San Pablo City	0			0	0.00		
San Pedro City	0			0	0.00		
Santa Rosa City	0			0	0.00		
Tagaytay City	0			0	0.00		
Tanauan City	0			0	0.00		
Tayabas City	0			0	0.00		
Trece Martires City	0			0	0.00		
Region 4B	0	0	0	0	0.00	0	0
Marinduque	0			0	0.00		
Mindoro Occidental	0			0	0.00		
Mindoro Oriental	0			0	0.00		
Palawan	0			0	0.00		
Romblon	0			0	0.00		
Puerto Princesa City	0			0	0.00		
Region 5	0	0	0	0	0.00	0	0
Albay	0			0	0.00		
Camarines Norte	0			0	0.00		
Camarines Sur	0			0	0.00		
Catanduanes	0			0	0.00		
Masbate	0			0	0.00		
Sorsogon	0			0	0.00		

Iriga City	0			0	0.00		
Legaspi City	0			0	0.00		
Naga City	0			0	0.00		
Region 6	0	0	0	0	0.00	0	0
Aklan	0			0	0.00		
Antique	0			0	0.00		
Capiz	0			0	0.00		
Guimaras	0			0	0.00		
Iloilo	0			0	0.00		
Negros Occidental	0			0	0.00		
Bacolod City	0			0	0.00		
Bago City	0			0	0.00		
Cadiz City	0			0	0.00		
Escalante City	0			0	0.00		
Himamaylan City	0			0	0.00		
Iloilo City	0			0	0.00		
Kabankalan City	0			0	0.00		
La Carlota City	0			0	0.00		
Passi City	0			0	0.00		
Roxas City	0			0	0.00		
Sagay City	0			0	0.00		
San Carlos City	0			0	0.00		
Silay City	0			0	0.00		
Sipalay City	0			0	0.00		
Talisay City	0			0	0.00		
Victorias City	0			0	0.00		
Region 7	0	0	0	0	0.00	0	0
Bohol	0			0	0.00		
Cebu	0			0	0.00		
Negros Oriental	0			0	0.00		
Siquijor	0			0	0.00		
Bais City	0			0	0.00		
Bayawan City	0			0	0.00		
Canlaon City	0			0	0.00		
Cebu City	0			0	0.00		
Danao City	0			0	0.00		
Dumaguete City	0			0	0.00		
Lapu-Lapu City	0			0	0.00		
Mandaue City	0			0	0.00		
Tagbilaran City	0			0	0.00		
Talisay City	0			0	0.00		

Tanjay City	0			0	0.00		
Toledo City	0			0	0.00		
Region 8	0	0	1	0	0.00	0	0
Biliran	0			0	0.00		
Eastern Samar	0			0	0.00		
Northern Leyte	0			0	0.00		
Northern Samar	0			0	0.00		
Southern Leyte	0			0	0.00		
Western Samar	0			0	0.00		
Calbayog City	0			0	0.00		
Maasin City	0			0	0.00		
Ormoc City	0			0	0.00		
Tacloban City	0			0	0.00		
Region 9	0	0	0	0	0.00	0	0
Zamboanga del Norte	0			0	0.00		
Zamboanga del Sur	0			0	0.00		
Zamboanga Sibugay	0			0	0.00		
Dapitan City	0			0	0.00		
Dipolog City	0			0	0.00		
Isabela City	0			0	0.00		
Pagadian City	0			0	0.00		
Zamboanga City	0			0	0.00		
Region 10	0	0	0	0	0.00	0	0
Bukidnon	0			0	0.00		
Camiguin	0			0	0.00		
Lanao del Norte	0			0	0.00		
Misamis Occidental	0			0	0.00		
Misamis Oriental	0			0	0.00		
Cagayan de Oro City	0			0	0.00		
El Salvador City	0			0	0.00		
Gingoog City	0			0	0.00		
Iligan City	0			0	0.00		
Malaybalay City	0			0	0.00		
Oroquieta City	0			0	0.00		
Ozamis City	0			0	0.00		
Tangub City	0			0	0.00		
Valencia City	0			0	0.00		
Region 11	0	0	0	0	0.00	0	0

Compostela Valley	0			0	0.00		
Davao del Norte	0			0	0.00		
Davao del Sur	0			0	0.00		
Davao Oriental	0			0	0.00		
Davao Occidental	0			0	0.00		
Davao City	0			0	0.00		
Region 12	0	0	0	0	0.00	0	0
North Cotabato	0			0	0.00		
Sarangani	0			0	0.00		
South Cotabato	0			0	0.00		
Sultan Kudarat	0			0	0.00		
Cotabato City	0			0	0.00		
Gen. Santos City	0			0	0.00		
A.R.M.M.	0	0	0	0	0.00	0	0
Basilan	0			0	0.00		
Lanao del Sur	0			0	0.00		
Maguindanao	0			0	0.00		
Sulu	0			0	0.00		
Tawi-Tawi	0			0	0.00		
Lamitan City	0			0	0.00		
Marawi City	0			0	0.00		
CARAGA	0	0	0	0	0.00	0	0
Agusan del Norte	0			0	0.00		
Agusan del Sur	0			0	0.00		
Surigao del Norte	0			0	0.00		
Surigao del Sur	0			0	0.00		
Province of Dinagat	0			0	0.00		
Bislig City	0			0	0.00		
Butuan City	0			0	0.00		
Surigao City	0			0	0.00		

Legend:

0 = No Case

* = No Report

Second Quarter

Infection					
Total	Rate	High			Rate
		Male	Female	Total	
0	0.00	0	0	0	0.00
0	0.00	0	0	0	0.00
0	0.00	0	0	0	0.00
0	0.00	0	0	0	0.00
0	0.00	0	0	0	0.00
0	0.00	0	0	0	0.00
0	0.00	0	0	0	0.00
0	0.00	0	0	0	0.00
0	0.00	0	0	0	0.00
0	0.00	0	0	0	0.00
0	0.00	0	0	0	0.00
0	0.00	0	0	0	0.00
0	0.00	0	0	0	0.00
0	0.00	0	0	0	0.00
0	0.00	0	0	0	0.00
0	0.00	0	0	0	0.00
0	0.00			0	0.00
0	0.00			0	0.00
0	0.00			0	0.00
0	0.00			0	0.00
0	0.00			0	0.00
0	0.00			0	0.00
0	0.00			0	0.00
0	0.00	0	0	0	0.00
0	0.00			0	0.00
0	0.00			0	0.00

0	0.00			0	0.00
0	0.00			0	0.00
0	0.00	0	0	0	0.00
0	0.00			0	0.00
0	0.00			0	0.00
0	0.00			0	0.00
0	0.00			0	0.00
0	0.00			0	0.00
0	0.00			0	0.00
0	0.00			0	0.00
0	0.00			0	0.00
0	0.00			0	0.00
0	0.00	0	0	0	0.00
0	0.00			0	0.00
0	0.00			0	0.00
0	0.00			0	0.00
0	0.00			0	0.00
0	0.00			0	0.00
0	0.00			0	0.00
0	0.00			0	0.00
0	0.00			0	0.00
0	0.00			0	0.00
0	0.00			0	0.00
0	0.00	0	0	0	0.00
0	0.00			0	0.00
0	0.00			0	0.00
0	0.00			0	0.00
0	0.00			0	0.00
0	0.00			0	0.00
0	0.00			0	0.00
0	0.00			0	0.00
0	0.00			0	0.00
0	0.00			0	0.00
0	0.00			0	0.00
0	0.00	0	0	0	0.00

0	0.00			0	0.00
0	0.00			0	0.00
0	0.00			0	0.00
0	0.00			0	0.00
0	0.00			0	0.00
0	0.00			0	0.00
0	0.00			0	0.00
0	0.00			0	0.00
0	0.00	0	0	0	0.00
0	0.00			0	0.00
0	0.00			0	0.00
0	0.00			0	0.00
0	0.00			0	0.00
0	0.00			0	0.00
0	0.00			0	0.00
0	0.00			0	0.00
0	0.00	0	0	0	0.00
0	0.00			0	0.00
0	0.00			0	0.00
0	0.00			0	0.00
0	0.00			0	0.00
0	0.00			0	0.00
0	0.00			0	0.00
0	0.00			0	0.00
0	0.00			0	0.00
0	0.00	0	0	0	0.00
0	0.00			0	0.00
0	0.00			0	0.00
0	0.00			0	0.00
0	0.00			0	0.00
0	0.00			0	0.00
0	0.00			0	0.00
0	0.00			0	0.00
0	0.00			0	0.00
0	0.00			0	0.00
0	0.00	0	0	0	0.00

Schistosomiasis
2017 - Quarterly Report
Intensity of Infection

Area	Total Positive Cases	Intensity of Infection					
		Low			Rate	Medium	
		Male	Female	Total		Male	Female
PHILIPPINES	0	0	0	0	0.00	0	0
N C R	0	0	0	0	0.00	0	0
Malabon	0	0	0	0	0.00	0	0
Navotas	0	0	0	0	0.00	0	0
Valenzuela City	0	0	0	0	0.00	0	0
Caloocan City	0	0	0	0	0.00	0	0
Marikina City	0	0	0	0	0.00	0	0
Pasig City	0	0	0	0	0.00	0	0
Pateros	0	0	0	0	0.00	0	0
Taguig	0	0	0	0	0.00	0	0
Quezon City	0	0	0	0	0.00	0	0
Makati City	0	0	0	0	0.00	0	0
Mandaluyong City	0	0	0	0	0.00	0	0
San Juan	0	0	0	0	0.00	0	0
Manila City	0	0	0	0	0.00	0	0
Las Piñas City	0	0	0	0	0.00	0	0
Muntinlupa City	0	0	0	0	0.00	0	0
Parañaque City	0	0	0	0	0.00	0	0
Pasay City	0	0	0	0	0.00	0	0
C A R	0	0	0	0	0.00	0	0
Abra	0			0	0.00		
Apayao	0			0	0.00		
Benguet	0			0	0.00		
Ifugao	0			0	0.00		
Kalinga	0			0	0.00		
Mt. Province	0			0	0.00		
Baguio City	0			0	0.00		

Region 1	0	0	0	0	0.00	0	0
Ilocos Norte	0			0	0.00		
Ilocos Sur	0			0	0.00		
La Union	0			0	0.00		
Pangasinan	0			0	0.00		
Alaminos City	0			0	0.00		
Candon City	0			0	0.00		
Dagupan City	0			0	0.00		
Laoag City	0			0	0.00		
San Carlos City	0			0	0.00		
San Fernando City	0			0	0.00		
Urdaneta City	0			0	0.00		
Vigan City	0			0	0.00		
Region 2	0	0	0	0	0.00	0	0
Batanes	0			0	0.00		
Cagayan	0			0	0.00		
Isabela	0			0	0.00		
Nueva Vizcaya	0			0	0.00		
Quirino	0			0	0.00		
Cauayan City	0			0	0.00		
Iligan City	0			0	0.00		
Santiago City	0			0	0.00		
Tuguegarao City	0			0	0.00		
Region 3	0	0	0	0	0.00	0	0
Aurora	0			0	0.00		
Bataan	0			0	0.00		
Bulacan	0			0	0.00		
Nueva Ecija	0			0	0.00		
Pampanga	0			0	0.00		
Tarlac	0			0	0.00		
Zambales	0			0	0.00		
Angeles City	0			0	0.00		
Balanga City	0			0	0.00		
Cabanatuan City	0			0	0.00		
City of San Fernando	0			0	0.00		
Gapan City	0			0	0.00		

Mabalacat City	0			0	0.00		
Malolos City	0			0	0.00		
Meycauayan	0			0	0.00		
Olongapo	0			0	0.00		
Palayan City	0			0	0.00		
San Jose City	0			0	0.00		
San Jose del Monte City	0			0	0.00		
Science City of Munoz	0			0	0.00		
Tarlac City	0			0	0.00		
Region 4A	0	0	0	0	0.00	0	0
Batangas	0			0	0.00		
Cavite	0			0	0.00		
Laguna	0			0	0.00		
Quezon	0			0	0.00		
Rizal	0			0	0.00		
Antipolo City	0			0	0.00		
Bacoor City	0			0	0.00		
Batangas City	0			0	0.00		
Biñan City	0			0	0.00		
Cabuyao City	0			0	0.00		
Calamba City	0			0	0.00		
Cavite City	0			0	0.00		
Dasmariñas City	0			0	0.00		
General Trias City	0			0	0.00		
Imus City	0			0	0.00		
Lipa City	0			0	0.00		
Lucena City	0			0	0.00		
San Pablo City	0			0	0.00		
San Pedro City	0			0	0.00		
Santa Rosa City	0			0	0.00		
Tagaytay City	0			0	0.00		
Tanauan City	0			0	0.00		
Tayabas City	0			0	0.00		
Trece Martires City	0			0	0.00		
Region 4B	0	0	0	0	0.00	0	0
Marinduque	0			0	0.00		
Mindoro Occidental	0			0	0.00		
Mindoro Oriental	0			0	0.00		
Palawan	0			0	0.00		

Romblon	0			0	0.00		
Puerto Princesa City	0			0	0.00		
Region 5	0	0	0	0	0.00	0	0
Albay	0			0	0.00		
Camarines Norte	0			0	0.00		
Camarines Sur	0			0	0.00		
Catanduanes	0			0	0.00		
Masbate	0			0	0.00		
Sorsogon	0			0	0.00		
Iriga City	0			0	0.00		
Legaspi City	0			0	0.00		
Naga City	0			0	0.00		
Region 6	0	0	0	0	0.00	0	0
Aklan	0			0	0.00		
Antique	0			0	0.00		
Capiz	0			0	0.00		
Guimaras	0			0	0.00		
Iloilo	0			0	0.00		
Negros Occidental	0			0	0.00		
Bacolod City	0			0	0.00		
Bago City	0			0	0.00		
Cadiz City	0			0	0.00		
Escalante City	0			0	0.00		
Himamaylan City	0			0	0.00		
Iloilo City	0			0	0.00		
Kabankalan City	0			0	0.00		
La Carlota City	0			0	0.00		
Passi City	0			0	0.00		
Roxas City	0			0	0.00		
Sagay City	0			0	0.00		
San Carlos City	0			0	0.00		
Silay City	0			0	0.00		
Sipalay City	0			0	0.00		
Talisay City	0			0	0.00		
Victorias City	0			0	0.00	0	0
Region 7	0	0	0	0	0.00	0	0

Bohol	0			0	0.00		
Cebu	0			0	0.00		
Negros Oriental	0			0	0.00		
Siquijor	0			0	0.00		
Bais City	0			0	0.00		
Bayawan City	0			0	0.00		
Canlaon City	0			0	0.00		
Cebu City	0			0	0.00		
Danao City	0			0	0.00		
Dumaguete City	0			0	0.00		
Lapu-Lapu City	0			0	0.00		
Mandaue City	0			0	0.00		
Tagbilaran City	0			0	0.00		
Talisay City	0			0	0.00		
Tanjay City	0			0	0.00		
Toledo City	0			0	0.00		
Region 8	0	0	0	0	0.00	0	0
Biliran	0			0	0.00		
Eastern Samar	0			0	0.00		
Northern Leyte	0			0	0.00		
Northern Samar	0			0	0.00		
Southern Leyte	0			0	0.00		
Western Samar	0			0	0.00		
Calbayog City	0			0	0.00		
Maasin City	0			0	0.00		
Ormoc City	0			0	0.00		
Tacloban City	0			0	0.00		
Region 9	0	0	0	0	0.00	0	0
Zamboanga del Norte	0			0	0.00		
Zamboanga del Sur	0			0	0.00		
Zamboanga Sibugay	0			0	0.00		
Dapitan City	0			0	0.00		
Dipolog City	0			0	0.00		
Isabela City	0			0	0.00		
Pagadian City	0			0	0.00		
Zamboanga City	0			0	0.00		

Region 10	0	0	0	0	0.00	0	0
Bukidnon	0			0	0.00		
Camiguin	0			0	0.00		
Lanao del Norte	0			0	0.00		
Misamis Occidental	0			0	0.00		
Misamis Oriental	0			0	0.00		
Cagayan de Oro City	0			0	0.00		
El Salvador City	0			0	0.00		
Gingoog City	0			0	0.00		
Iligan City	0			0	0.00		
Malaybalay City	0			0	0.00		
Oroquieta City	0			0	0.00		
Ozamis City	0			0	0.00		
Tangub City	0			0	0.00		
Valencia City	0			0	0.00		
Region 11	0	0	0	0	0.00	0	0
Compostela Valley	0			0	0.00		
Davao del Norte	0			0	0.00		
Davao del Sur	0			0	0.00		
Davao Oriental	0			0	0.00		
Davao Occidental	0			0	0.00		
Davao City	0			0	0.00		
Region 12	0	0	0	0	0.00	0	0
North Cotabato	0			0	0.00		
Sarangani	0			0	0.00		
South Cotabato	0			0	0.00		
Sultan Kudarat	0			0	0.00		
Cotabato City	0			0	0.00		
Gen. Santos City	0			0	0.00		
A.R.M.M.	0	0	0	0	0.00	0	0
Basilan	0			0	0.00		
Lanao del Sur	0			0	0.00		
Maguindanao	0			0	0.00		

Sulu	0			0	0.00		
Tawi-Tawi	0			0	0.00		
Lamitan City	0			0	0.00		
Marawi City	0			0	0.00		
CARAGA	0	0	0	0	0.00	0	0
Agusan del Norte	0			0	0.00		
Agusan del Sur	0			0	0.00		
Surigao del Norte	0			0	0.00		
Surigao del Sur	0			0	0.00		
Province of Dinagat	0			0	0.00		
Bislig City	0			0	0.00		
Butuan City	0			0	0.00		
Surigao City	0			0	0.00		

Legend:

0 = No Case

* = No Report

0	0.00			0	0.00
0	0.00			0	0.00
0	0.00			0	0.00
0	0.00			0	0.00
0	0.00			0	0.00
0	0.00			0	0.00
0	0.00			0	0.00
0	0.00			0	0.00
0	0.00			0	0.00
0	0.00			0	0.00
0	0.00			0	0.00
0	0.00	0	0	0	0.00
0	0.00			0	0.00
0	0.00			0	0.00
0	0.00			0	0.00
0	0.00			0	0.00
0	0.00			0	0.00
0	0.00			0	0.00
0	0.00			0	0.00
0	0.00			0	0.00
0	0.00			0	0.00
0	0.00			0	0.00
0	0.00			0	0.00
0	0.00			0	0.00
0	0.00			0	0.00
0	0.00			0	0.00
0	0.00			0	0.00
0	0.00			0	0.00
0	0.00			0	0.00
0	0.00			0	0.00
0	0.00			0	0.00
0	0.00			0	0.00
0	0.00	0	0	0	0.00
0	0.00			0	0.00
0	0.00			0	0.00
0	0.00			0	0.00
0	0.00			0	0.00

0	0.00			0	0.00
0	0.00			0	0.00
0	0.00	0	0	0	0.00
0	0.00			0	0.00
0	0.00			0	0.00
0	0.00			0	0.00
0	0.00			0	0.00
0	0.00			0	0.00
0	0.00			0	0.00
0	0.00			0	0.00
0	0.00			0	0.00
0	0.00	0	0	0	0.00
0	0.00			0	0.00
0	0.00			0	0.00
0	0.00			0	0.00
0	0.00			0	0.00
0	0.00			0	0.00
0	0.00			0	0.00
0	0.00			0	0.00
0	0.00			0	0.00
0	0.00			0	0.00
0	0.00			0	0.00
0	0.00			0	0.00
0	0.00			0	0.00
0	0.00			0	0.00
0	0.00			0	0.00
0	0.00			0	0.00
0	0.00			0	0.00
0	0.00	0	0	0	0.00

0	0.00	0	0	0	0.00
0	0.00			0	0.00
0	0.00			0	0.00
0	0.00			0	0.00
0	0.00			0	0.00
0	0.00			0	0.00
0	0.00			0	0.00
0	0.00			0	0.00
0	0.00			0	0.00
0	0.00			0	0.00
0	0.00			0	0.00
0	0.00			0	0.00
0	0.00			0	0.00
0	0.00			0	0.00
0	0.00	0	0	0	0.00
0	0.00			0	0.00
0	0.00			0	0.00
0	0.00			0	0.00
0	0.00			0	0.00
0	0.00			0	0.00
0	0.00			0	0.00
0	0.00	0	0	0	0.00
0	0.00			0	0.00
0	0.00			0	0.00
0	0.00			0	0.00

Schistosomiasis
2017 - Quarterly Report
Intensity of Infection

Area	Total Positive Cases	Intensity of					
		Low			Rate	Medium	
		Male	Female	Total		Male	Female
PHILIPPINES	0	0	0	0	0.00	0	0
N C R	0	0	0	0	0.00	0	0
Malabon	0	0	0	0	0.00	0	0
Navotas	0	0	0	0	0.00	0	0
Valenzuela City	0	0	0	0	0.00	0	0
Caloocan City	0	0	0	0	0.00	0	0
Marikina City	0	0	0	0	0.00	0	0
Pasig City	0	0	0	0	0.00	0	0
Pateros	0	0	0	0	0.00	0	0
Taguig	0	0	0	0	0.00	0	0
Quezon City	0	0	0	0	0.00	0	0
Makati City	0	0	0	0	0.00	0	0
Mandaluyong City	0	0	0	0	0.00	0	0
San Juan	0	0	0	0	0.00	0	0
Manila City	0	0	0	0	0.00	0	0
Las Piñas City	0	0	0	0	0.00	0	0
Muntinlupa City	0	0	0	0	0.00	0	0
Parañaque City	0	0	0	0	0.00	0	0
Pasay City	0	0	0	0	0.00	0	0
C A R	0	0	0	0	0.00	0	0
Abra	0			0	0.00		
Apayao	0			0	0.00		
Benguet	0			0	0.00		
Ifugao	0			0	0.00		
Kalinga	0			0	0.00		
Mt. Province	0			0	0.00		
Baguio City	0			0	0.00		
Region 1	0	0	0	0	0.00	0	0
Ilocos Note	0			0	0.00		
Ilocos Sur	0			0	0.00		

La Union	0			0	0.00		
Pangasinan	0			0	0.00		
Alaminos City	0			0	0.00		
Candon City	0			0	0.00		
Dagupan City	0			0	0.00		
Laoag City	0			0	0.00		
San Carlos City	0			0	0.00		
San Fernando City	0			0	0.00		
Urdaneta City	0			0	0.00		
Vigan City	0			0	0.00		
Region 2	0	0	0	0	0.00	0	0
Batanes	0			0	0.00		
Cagayan	0			0	0.00		
Isabela	0			0	0.00		
Nueva Vizcaya	0			0	0.00		
Quirino	0			0	0.00		
Cauayan City	0			0	0.00		
Iligan City	0			0	0.00		
Santiago City	0			0	0.00		
Tuguegarao City	0			0	0.00		
Region 3	0	0	0	0	0.00	0	0
Aurora	0			0	0.00		
Bataan	0			0	0.00		
Bulacan	0			0	0.00		
Nueva Ecija	0			0	0.00		
Pampanga	0			0	0.00		
Tarlac	0			0	0.00		
Zambales	0			0	0.00		
Angeles City	0			0	0.00		
Balanga City	0			0	0.00		
Cabanatuan City	0			0	0.00		
City of San Fernando	0			0	0.00		
Gapan City	0			0	0.00		
Mabalacat City	0			0	0.00		
Malolos City	0			0	0.00		
Meycauayan	0			0	0.00		
Olongapo	0			0	0.00		
Palayan City	0			0	0.00		
San Jose City	0			0	0.00		
San Jose del Monte City	0			0	0.00		
Science City of Munoz	0			0	0.00		

Tarlac City	0			0	0.00		
Region 4A	0	0	0	0	0.00	0	0
Batangas	0			0	0.00		
Cavite	0			0	0.00		
Laguna	0			0	0.00		
Quezon	0			0	0.00		
Rizal	0			0	0.00		
Antipolo City	0			0	0.00		
Bacoor City	0			0	0.00		
Batangas City	0			0	0.00		
Biñan City	0			0	0.00		
Cabuyao City	0			0	0.00		
Calamba City	0			0	0.00		
Cavite City	0			0	0.00		
Dasmariñas City	0			0	0.00		
General Trias City	0			0	0.00		
Imus City	0			0	0.00		
Lipa City	0			0	0.00		
Lucena City	0			0	0.00		
San Pablo City	0			0	0.00		
San Pedro City	0			0	0.00		
Santa Rosa City	0			0	0.00		
Tagaytay City	0			0	0.00		
Tanauan City	0			0	0.00		
Tayabas City	0			0	0.00		
Trece Martires City	0			0	0.00		
Region 4B	0	0	0	0	0.00	0	0
Marinduque	0			0	0.00		
Mindoro Occidental	0			0	0.00		
Mindoro Oriental	0			0	0.00		
Palawan	0			0	0.00		
Romblon	0			0	0.00		
Puerto Princesa City	0			0	0.00		
Region 5	0	0	0	0	0.00	0	0
Albay	0			0	0.00		
Camarines Norte	0			0	0.00		
Camarines Sur	0			0	0.00		
Catanduanes	0			0	0.00		
Masbate	0			0	0.00		
Sorsogon	0			0	0.00		

Iriga City	0			0	0.00		
Legaspi City	0			0	0.00		
Naga City	0			0	0.00		
Region 6	0	0	0	0	0.00	0	0
Aklan	0			0	0.00		
Antique	0			0	0.00		
Capiz	0			0	0.00		
Guimaras	0			0	0.00		
Iloilo	0			0	0.00		
Negros Occidental	0			0	0.00		
Bacolod City	0			0	0.00		
Bago City	0			0	0.00		
Cadiz City	0			0	0.00		
Escalante City	0			0	0.00		
Himamaylan City	0			0	0.00		
Iloilo City	0			0	0.00		
Kabankalan City	0			0	0.00		
La Carlota City	0			0	0.00		
Passi City	0			0	0.00		
Roxas City	0			0	0.00		
Sagay City	0			0	0.00		
San Carlos City	0			0	0.00		
Silay City	0			0	0.00		
Sipalay City	0			0	0.00		
Talisay City	0			0	0.00		
Victorias City	0			0	0.00		
Region 7	0	0	0	0	0.00	0	0
Bohol	0			0	0.00		
Cebu	0			0	0.00		
Negros Oriental	0			0	0.00		
Siquijor	0			0	0.00		
Bais City	0			0	0.00		
Bayawan City	0			0	0.00		
Canlaon City	0			0	0.00		
Cebu City	0			0	0.00		
Danao City	0			0	0.00		
Dumaguete City	0			0	0.00		
Lapu-Lapu City	0			0	0.00		
Mandaue City	0			0	0.00		
Tagbilaran City	0			0	0.00		
Talisay City	0			0	0.00		

Tanjay City	0			0	0.00		
Toledo City	0			0	0.00		
Region 8	0	0	0	0	0.00	0	0
Biliran	0			0	0.00		
Eastern Samar	0			0	0.00		
Northern Leyte	0			0	0.00		
Northern Samar	0			0	0.00		
Southern Leyte	0			0	0.00		
Western Samar	0			0	0.00		
Calbayog City	0			0	0.00		
Maasin City	0			0	0.00		
Ormoc City	0			0	0.00		
Tacloban City	0			0	0.00		
Region 9	0	0	0	0	0.00	0	0
Zamboanga del Norte	0			0	0.00		
Zamboanga del Sur	0			0	0.00		
Zamboanga Sibugay	0			0	0.00		
Dapitan City	0			0	0.00		
Dipolog City	0			0	0.00		
Isabela City	0			0	0.00		
Pagadian City	0			0	0.00		
Zamboanga City	0			0	0.00		
Region 10	0	0	0	0	0.00	0	0
Bukidnon	0			0	0.00		
Camiguin	0			0	0.00		
Lanao del Norte	0			0	0.00		
Misamis Occidental	0			0	0.00		
Misamis Oriental	0			0	0.00		
Cagayan de Oro City	0			0	0.00		
El Salvador City	0			0	0.00		
Gingoog City	0			0	0.00		
Iligan City	0			0	0.00		
Malaybalay City	0			0	0.00		
Oroquieta City	0			0	0.00		
Ozamis City	0			0	0.00		
Tangub City	0			0	0.00		
Valencia City	0			0	0.00		
Region 11	0	0	0	0	0.00	0	0

Compostela Valley	0			0	0.00		
Davao del Norte	0			0	0.00		
Davao del Sur	0			0	0.00		
Davao Oriental	0			0	0.00		
Davao Occidental	0			0	0.00		
Davao City	0			0	0.00		
Region 12	0	0	0	0	0.00	0	0
North Cotabato	0			0	0.00		
Sarangani	0			0	0.00		
South Cotabato	0			0	0.00		
Sultan Kudarat	0			0	0.00		
Cotabato City	0			0	0.00		
Gen. Santos City	0			0	0.00		
A.R.M.M.	0	0	0	0	0.00	0	0
Basilan	0			0	0.00		
Lanao del Sur	0			0	0.00		
Maguindanao	0			0	0.00		
Sulu	0			0	0.00		
Tawi-Tawi	0			0	0.00		
Lamitan City	0			0	0.00		
Marawi City	0			0	0.00		
CARAGA	0	0	0	0	0.00	0	0
Agusan del Norte	0			0	0.00		
Agusan del Sur	0			0	0.00		
Surigao del Norte	0			0	0.00		
Surigao del Sur	0			0	0.00		
Province of Dinagat	0			0	0.00		
Bislig City	0			0	0.00		
Butuan City	0			0	0.00		
Surigao City	0			0	0.00		

Legend:

0 = No Case

* = No Report

0	0.00			0	0.00
0	0.00			0	0.00
0	0.00	0	0	0	0.00
0	0.00			0	0.00
0	0.00			0	0.00
0	0.00			0	0.00
0	0.00			0	0.00
0	0.00			0	0.00
0	0.00			0	0.00
0	0.00			0	0.00
0	0.00			0	0.00
0	0.00			0	0.00
0	0.00	0	0	0	0.00
0	0.00			0	0.00
0	0.00			0	0.00
0	0.00			0	0.00
0	0.00			0	0.00
0	0.00			0	0.00
0	0.00			0	0.00
0	0.00			0	0.00
0	0.00			0	0.00
0	0.00			0	0.00
0	0.00			0	0.00
0	0.00	0	0	0	0.00
0	0.00			0	0.00
0	0.00			0	0.00
0	0.00			0	0.00
0	0.00			0	0.00
0	0.00			0	0.00
0	0.00			0	0.00
0	0.00			0	0.00
0	0.00			0	0.00
0	0.00			0	0.00
0	0.00			0	0.00
0	0.00	0	0	0	0.00

Table 2J.2 - Schistosomiasis
Intensity of Infection by Region, Province and City
Philippines, 2017

Area	Total Positive (+) Cases	Intensity of Infection											
		Low			Rate	Medium			Rate	High			Rate
		Male	Female	Total		Male	Female	Total		Male	Female	Total	
PHILIPPINES	0	0	0	0	0.00	0	0	0	0.00	0	0	0	0.00
N C R	0	0	0	0	0.00	0	0	0	0.00	0	0	0	0.00
Malabon	0	0	0	0	0.00	0	0	0	0.00	0	0	0	0.00
Navotas	0	0	0	0	0.00	0	0	0	0.00	0	0	0	0.00
Valenzuela City	0	0	0	0	0.00	0	0	0	0.00	0	0	0	0.00
Calocan City	0	0	0	0	0.00	0	0	0	0.00	0	0	0	0.00
Marikina City	0	0	0	0	0.00	0	0	0	0.00	0	0	0	0.00
Pasig City	0	0	0	0	0.00	0	0	0	0.00	0	0	0	0.00
Pateros	0	0	0	0	0.00	0	0	0	0.00	0	0	0	0.00
Taguig	0	0	0	0	0.00	0	0	0	0.00	0	0	0	0.00
Quezon City	0	0	0	0	0.00	0	0	0	0.00	0	0	0	0.00
Makati City	0	0	0	0	0.00	0	0	0	0.00	0	0	0	0.00
Mandaluyong City	0	0	0	0	0.00	0	0	0	0.00	0	0	0	0.00
San Juan	0	0	0	0	0.00	0	0	0	0.00	0	0	0	0.00
Manila City	0	0	0	0	0.00	0	0	0	0.00	0	0	0	0.00
Las Piñas City	0	0	0	0	0.00	0	0	0	0.00	0	0	0	0.00
Muntinlupa City	0	0	0	0	0.00	0	0	0	0.00	0	0	0	0.00
Parañaque City	0	0	0	0	0.00	0	0	0	0.00	0	0	0	0.00
Pasay City	0	0	0	0	0.00	0	0	0	0.00	0	0	0	0.00
C A R	0	0	0	0	0.00	0	0	0	0.00	0	0	0	0.00
Abra	0	0	0	0	0.00	0	0	0	0.00	0	0	0	0.00
Apayao	0	0	0	0	0.00	0	0	0	0.00	0	0	0	0.00
Benguet	0	0	0	0	0.00	0	0	0	0.00	0	0	0	0.00
Ifugao	0	0	0	0	0.00	0	0	0	0.00	0	0	0	0.00
Kalinga	0	0	0	0	0.00	0	0	0	0.00	0	0	0	0.00
Mt. Province	0	0	0	0	0.00	0	0	0	0.00	0	0	0	0.00
Baguio City	0	0	0	0	0.00	0	0	0	0.00	0	0	0	0.00
Region 1	0	0	0	0	0.00	0	0	0	0.00	0	0	0	0.00
Ilocos Note	0	0	0	0	0.00	0	0	0	0.00	0	0	0	0.00
Ilocos Sur	0	0	0	0	0.00	0	0	0	0.00	0	0	0	0.00
La Union	0	0	0	0	0.00	0	0	0	0.00	0	0	0	0.00
Pangasinan	0	0	0	0	0.00	0	0	0	0.00	0	0	0	0.00
Alaminos City	0	0	0	0	0.00	0	0	0	0.00	0	0	0	0.00
Candon City	0	0	0	0	0.00	0	0	0	0.00	0	0	0	0.00
Dagupan City	0	0	0	0	0.00	0	0	0	0.00	0	0	0	0.00
Laoag City	0	0	0	0	0.00	0	0	0	0.00	0	0	0	0.00
San Carlos City	0	0	0	0	0.00	0	0	0	0.00	0	0	0	0.00
San Fernando City	0	0	0	0	0.00	0	0	0	0.00	0	0	0	0.00
Urdaneta City	0	0	0	0	0.00	0	0	0	0.00	0	0	0	0.00
Vigan City	0	0	0	0	0.00	0	0	0	0.00	0	0	0	0.00
Region 2	0	0	0	0	0.00	0	0	0	0.00	0	0	0	0.00
Batanes	0	0	0	0	0.00	0	0	0	0.00	0	0	0	0.00
Cagayan	0	0	0	0	0.00	0	0	0	0.00	0	0	0	0.00
Isabela	0	0	0	0	0.00	0	0	0	0.00	0	0	0	0.00
Nueva Vizcaya	0	0	0	0	0.00	0	0	0	0.00	0	0	0	0.00
Quirino	0	0	0	0	0.00	0	0	0	0.00	0	0	0	0.00
Cauayan City	0	0	0	0	0.00	0	0	0	0.00	0	0	0	0.00
Ilagan City	0	0	0	0	0.00	0	0	0	0.00	0	0	0	0.00
Santiago City	0	0	0	0	0.00	0	0	0	0.00	0	0	0	0.00
Tuguegarao City	0	0	0	0	0.00	0	0	0	0.00	0	0	0	0.00
Region 3	0	0	0	0	0.00	0	0	0	0.00	0	0	0	0.00
Aurora	0	0	0	0	0.00	0	0	0	0.00	0	0	0	0.00
Bataan	0	0	0	0	0.00	0	0	0	0.00	0	0	0	0.00
Bulacan	0	0	0	0	0.00	0	0	0	0.00	0	0	0	0.00

Table 2J.2 - Schistosomiasis
Intensity of Infection by Region, Province and City
Philippines, 2017

Area	Total Positive (+) Cases	Intensity of Infection											
		Low			Rate	Medium			Rate	High			Rate
		Male	Female	Total		Male	Female	Total		Male	Female	Total	
Nueva Ecija	0	0	0	0	0.00	0	0	0	0.00	0	0	0	0.00
Pampanga	0	0	0	0	0.00	0	0	0	0.00	0	0	0	0.00
Tarlac	0	0	0	0	0.00	0	0	0	0.00	0	0	0	0.00
Zambales	0	0	0	0	0.00	0	0	0	0.00	0	0	0	0.00
Angeles City	0	0	0	0	0.00	0	0	0	0.00	0	0	0	0.00
Balanga City	0	0	0	0	0.00	0	0	0	0.00	0	0	0	0.00
Cabanatuan City	0	0	0	0	0.00	0	0	0	0.00	0	0	0	0.00
City of San Fernando	0	0	0	0	0.00	0	0	0	0.00	0	0	0	0.00
Gapan City	0	0	0	0	0.00	0	0	0	0.00	0	0	0	0.00
Mabalacat City	0	0	0	0	0.00	0	0	0	0.00	0	0	0	0.00
Malolos City	0	0	0	0	0.00	0	0	0	0.00	0	0	0	0.00
Meycauayan	0	0	0	0	0.00	0	0	0	0.00	0	0	0	0.00
Olongapo	0	0	0	0	0.00	0	0	0	0.00	0	0	0	0.00
Palayan City	0	0	0	0	0.00	0	0	0	0.00	0	0	0	0.00
San Jose City	0	0	0	0	0.00	0	0	0	0.00	0	0	0	0.00
San Jose del Monte City	0	0	0	0	0.00	0	0	0	0.00	0	0	0	0.00
Science City of Munoz	0	0	0	0	0.00	0	0	0	0.00	0	0	0	0.00
Tarlac City	0	0	0	0	0.00	0	0	0	0.00	0	0	0	0.00
Region 4A	0	0	0	0	0.00	0	0	0	0.00	0	0	0	0.00
Batangas	0	0	0	0	0.00	0	0	0	0.00	0	0	0	0.00
Cavite	0	0	0	0	0.00	0	0	0	0.00	0	0	0	0.00
Laguna	0	0	0	0	0.00	0	0	0	0.00	0	0	0	0.00
Quezon	0	0	0	0	0.00	0	0	0	0.00	0	0	0	0.00
Rizal	0	0	0	0	0.00	0	0	0	0.00	0	0	0	0.00
Antipolo City	0	0	0	0	0.00	0	0	0	0.00	0	0	0	0.00
Bacoor City	0	0	0	0	0.00	0	0	0	0.00	0	0	0	0.00
Batangas City	0	0	0	0	0.00	0	0	0	0.00	0	0	0	0.00
Biñan City	0	0	0	0	0.00	0	0	0	0.00	0	0	0	0.00
Cabuyao City	0	0	0	0	0.00	0	0	0	0.00	0	0	0	0.00
Calamba City	0	0	0	0	0.00	0	0	0	0.00	0	0	0	0.00
Cavite City	0	0	0	0	0.00	0	0	0	0.00	0	0	0	0.00
Dasmariñas City	0	0	0	0	0.00	0	0	0	0.00	0	0	0	0.00
General Trias City	0	0	0	0	0.00	0	0	0	0.00	0	0	0	0.00
Imus City	0	0	0	0	0.00	0	0	0	0.00	0	0	0	0.00
Lipa City	0	0	0	0	0.00	0	0	0	0.00	0	0	0	0.00
Lucena City	0	0	0	0	0.00	0	0	0	0.00	0	0	0	0.00
San Pablo City	0	0	0	0	0.00	0	0	0	0.00	0	0	0	0.00
San Pedro City	0	0	0	0	0.00	0	0	0	0.00	0	0	0	0.00
Santa Rosa City	0	0	0	0	0.00	0	0	0	0.00	0	0	0	0.00
Tagaytay City	0	0	0	0	0.00	0	0	0	0.00	0	0	0	0.00
Tanauan City	0	0	0	0	0.00	0	0	0	0.00	0	0	0	0.00
Tayabas City	0	0	0	0	0.00	0	0	0	0.00	0	0	0	0.00
Trece Martires City	0	0	0	0	0.00	0	0	0	0.00	0	0	0	0.00
Region 4B	0	0	0	0	0.00	0	0	0	0.00	0	0	0	0.00
Marinduque	0	0	0	0	0.00	0	0	0	0.00	0	0	0	0.00
Mindoro Occidental	0	0	0	0	0.00	0	0	0	0.00	0	0	0	0.00
Mindoro Oriental	0	0	0	0	0.00	0	0	0	0.00	0	0	0	0.00
Palawan	0	0	0	0	0.00	0	0	0	0.00	0	0	0	0.00
Romblon	0	0	0	0	0.00	0	0	0	0.00	0	0	0	0.00
Puerto Princesa City	0	0	0	0	0.00	0	0	0	0.00	0	0	0	0.00
Region 5	0	0	0	0	0.00	0	0	0	0.00	0	0	0	0.00
Albay	0	0	0	0	0.00	0	0	0	0.00	0	0	0	0.00
Camarines Norte	0	0	0	0	0.00	0	0	0	0.00	0	0	0	0.00
Camarines Sur	0	0	0	0	0.00	0	0	0	0.00	0	0	0	0.00
Catanduanes	0	0	0	0	0.00	0	0	0	0.00	0	0	0	0.00
Masbate	0	0	0	0	0.00	0	0	0	0.00	0	0	0	0.00
Sorsogon	0	0	0	0	0.00	0	0	0	0.00	0	0	0	0.00
Iriga City	0	0	0	0	0.00	0	0	0	0.00	0	0	0	0.00
Legaspi City	0	0	0	0	0.00	0	0	0	0.00	0	0	0	0.00
Naga City	0	0	0	0	0.00	0	0	0	0.00	0	0	0	0.00

Table 2J.2 - Schistosomiasis
Intensity of Infection by Region, Province and City
Philippines, 2017

Area	Total Positive (+) Cases	Intensity of Infection											
		Low			Rate	Medium			Rate	High			Rate
		Male	Female	Total		Male	Female	Total		Male	Female	Total	
Region 6	0	0	0	0	0.00	0	0	0	0.00	0	0	0	0.00
Aklan	0	0	0	0	0.00	0	0	0	0.00	0	0	0	0.00
Antique	0	0	0	0	0.00	0	0	0	0.00	0	0	0	0.00
Capiz	0	0	0	0	0.00	0	0	0	0.00	0	0	0	0.00
Guimaras	0	0	0	0	0.00	0	0	0	0.00	0	0	0	0.00
Iloilo	0	0	0	0	0.00	0	0	0	0.00	0	0	0	0.00
Negros Occidental	0	0	0	0	0.00	0	0	0	0.00	0	0	0	0.00
Bacolod City	0	0	0	0	0.00	0	0	0	0.00	0	0	0	0.00
Bago City	0	0	0	0	0.00	0	0	0	0.00	0	0	0	0.00
Cadiz City	0	0	0	0	0.00	0	0	0	0.00	0	0	0	0.00
Escalante City	0	0	0	0	0.00	0	0	0	0.00	0	0	0	0.00
Himamaylan City	0	0	0	0	0.00	0	0	0	0.00	0	0	0	0.00
Iloilo City	0	0	0	0	0.00	0	0	0	0.00	0	0	0	0.00
Kabankalan City	0	0	0	0	0.00	0	0	0	0.00	0	0	0	0.00
La Carlota City	0	0	0	0	0.00	0	0	0	0.00	0	0	0	0.00
Passi City	0	0	0	0	0.00	0	0	0	0.00	0	0	0	0.00
Roxas City	0	0	0	0	0.00	0	0	0	0.00	0	0	0	0.00
Sagay City	0	0	0	0	0.00	0	0	0	0.00	0	0	0	0.00
San Carlos City	0	0	0	0	0.00	0	0	0	0.00	0	0	0	0.00
Silay City	0	0	0	0	0.00	0	0	0	0.00	0	0	0	0.00
Sipalay City	0	0	0	0	0.00	0	0	0	0.00	0	0	0	0.00
Talisay City	0	0	0	0	0.00	0	0	0	0.00	0	0	0	0.00
Victorias City	0	0	0	0	0.00	0	0	0	0.00	0	0	0	0.00
Region 7	0	0	0	0	0.00	0	0	0	0.00	0	0	0	0.00
Bohol	0	0	0	0	0.00	0	0	0	0.00	0	0	0	0.00
Cebu	0	0	0	0	0.00	0	0	0	0.00	0	0	0	0.00
Negros Oriental	0	0	0	0	0.00	0	0	0	0.00	0	0	0	0.00
Siquijor	0	0	0	0	0.00	0	0	0	0.00	0	0	0	0.00
Bais City	0	0	0	0	0.00	0	0	0	0.00	0	0	0	0.00
Bayawan City	0	0	0	0	0.00	0	0	0	0.00	0	0	0	0.00
Canlaon City	0	0	0	0	0.00	0	0	0	0.00	0	0	0	0.00
Cebu City	0	0	0	0	0.00	0	0	0	0.00	0	0	0	0.00
Danao City	0	0	0	0	0.00	0	0	0	0.00	0	0	0	0.00
Dumaguete City	0	0	0	0	0.00	0	0	0	0.00	0	0	0	0.00
Lapu-Lapu City	0	0	0	0	0.00	0	0	0	0.00	0	0	0	0.00
Mandaue City	0	0	0	0	0.00	0	0	0	0.00	0	0	0	0.00
Tagbilaran City	0	0	0	0	0.00	0	0	0	0.00	0	0	0	0.00
Talisay City	0	0	0	0	0.00	0	0	0	0.00	0	0	0	0.00
Tanjay City	0	0	0	0	0.00	0	0	0	0.00	0	0	0	0.00
Toledo City	0	0	0	0	0.00	0	0	0	0.00	0	0	0	0.00
Region 8	0	0	0	0	0.00	0	0	0	0.00	0	0	0	0.00
Biliran	0	0	0	0	0.00	0	0	0	0.00	0	0	0	0.00
Eastern Samar	0	0	0	0	0.00	0	0	0	0.00	0	0	0	0.00
Northern Leyte	0	0	0	0	0.00	0	0	0	0.00	0	0	0	0.00
Northern Samar	0	0	0	0	0.00	0	0	0	0.00	0	0	0	0.00
Southern Leyte	0	0	0	0	0.00	0	0	0	0.00	0	0	0	0.00
Western Samar	0	0	0	0	0.00	0	0	0	0.00	0	0	0	0.00
Calbayog City	0	0	0	0	0.00	0	0	0	0.00	0	0	0	0.00
Maasin City	0	0	0	0	0.00	0	0	0	0.00	0	0	0	0.00
Ormoc City	0	0	0	0	0.00	0	0	0	0.00	0	0	0	0.00
Tacloban City	0	0	0	0	0.00	0	0	0	0.00	0	0	0	0.00
Region 9	0	0	0	0	0.00	0	0	0	0.00	0	0	0	0.00
Zamboanga del Norte	0	0	0	0	0.00	0	0	0	0.00	0	0	0	0.00
Zamboanga del Sur	0	0	0	0	0.00	0	0	0	0.00	0	0	0	0.00
Zamboanga Sibugay	0	0	0	0	0.00	0	0	0	0.00	0	0	0	0.00
Dapitan City	0	0	0	0	0.00	0	0	0	0.00	0	0	0	0.00
Dipolog City	0	0	0	0	0.00	0	0	0	0.00	0	0	0	0.00
Isabela City	0	0	0	0	0.00	0	0	0	0.00	0	0	0	0.00

Table 2J.2 - Schistosomiasis
Intensity of Infection by Region, Province and City
Philippines, 2017

Area	Total Positive (+) Cases	Intensity of Infection											
		Low			Rate	Medium			Rate	High			Rate
		Male	Female	Total		Male	Female	Total		Male	Female	Total	
Pagadian City	0	0	0	0	0.00	0	0	0	0.00	0	0	0	0.00
Zamboanga City	0	0	0	0	0.00	0	0	0	0.00	0	0	0	0.00
Region 10	0	0	0	0	0.00	0	0	0	0.00	0	0	0	0.00
Bukidnon	0	0	0	0	0.00	0	0	0	0.00	0	0	0	0.00
Camiguin	0	0	0	0	0.00	0	0	0	0.00	0	0	0	0.00
Lanao del Norte	0	0	0	0	0.00	0	0	0	0.00	0	0	0	0.00
Misamis Occidental	0	0	0	0	0.00	0	0	0	0.00	0	0	0	0.00
Misamis Oriental	0	0	0	0	0.00	0	0	0	0.00	0	0	0	0.00
Cagayan de Oro City	0	0	0	0	0.00	0	0	0	0.00	0	0	0	0.00
El Salvador City	0	0	0	0	0.00	0	0	0	0.00	0	0	0	0.00
Gingoog City	0	0	0	0	0.00	0	0	0	0.00	0	0	0	0.00
Iligan City	0	0	0	0	0.00	0	0	0	0.00	0	0	0	0.00
Malaybalay City	0	0	0	0	0.00	0	0	0	0.00	0	0	0	0.00
Oroquieta City	0	0	0	0	0.00	0	0	0	0.00	0	0	0	0.00
Ozamis City	0	0	0	0	0.00	0	0	0	0.00	0	0	0	0.00
Tangub City	0	0	0	0	0.00	0	0	0	0.00	0	0	0	0.00
Valencia City	0	0	0	0	0.00	0	0	0	0.00	0	0	0	0.00
Region 11	0	0	0	0	0.00	0	0	0	0.00	0	0	0	0.00
Compostela Valley	0	0	0	0	0.00	0	0	0	0.00	0	0	0	0.00
Davao del Norte	0	0	0	0	0.00	0	0	0	0.00	0	0	0	0.00
Davao del Sur	0	0	0	0	0.00	0	0	0	0.00	0	0	0	0.00
Davao Oriental	0	0	0	0	0.00	0	0	0	0.00	0	0	0	0.00
Davao Occidental	0	0	0	0	0.00	0	0	0	0.00	0	0	0	0.00
Davao City	0	0	0	0	0.00	0	0	0	0.00	0	0	0	0.00
Region 12	0	0	0	0	0.00	0	0	0	0.00	0	0	0	0.00
North Cotabato	0	0	0	0	0.00	0	0	0	0.00	0	0	0	0.00
Sarangani	0	0	0	0	0.00	0	0	0	0.00	0	0	0	0.00
South Cotabato	0	0	0	0	0.00	0	0	0	0.00	0	0	0	0.00
Sultan Kudarat	0	0	0	0	0.00	0	0	0	0.00	0	0	0	0.00
Cotabato City	0	0	0	0	0.00	0	0	0	0.00	0	0	0	0.00
Gen. Santos City	0	0	0	0	0.00	0	0	0	0.00	0	0	0	0.00
A.R.M.M.	0	0	0	0	0.00	0	0	0	0.00	0	0	0	0.00
Basilan	0	0	0	0	0.00	0	0	0	0.00	0	0	0	0.00
Lanao del Sur	0	0	0	0	0.00	0	0	0	0.00	0	0	0	0.00
Maguindanao	0	0	0	0	0.00	0	0	0	0.00	0	0	0	0.00
Sulu	0	0	0	0	0.00	0	0	0	0.00	0	0	0	0.00
Tawi-Tawi	0	0	0	0	0.00	0	0	0	0.00	0	0	0	0.00
Lamitan City	0	0	0	0	0.00	0	0	0	0.00	0	0	0	0.00
Marawi City	0	0	0	0	0.00	0	0	0	0.00	0	0	0	0.00
CARAGA	0	0	0	0	0.00	0	0	0	0.00	0	0	0	0.00
Agusan del Norte	0	0	0	0	0.00	0	0	0	0.00	0	0	0	0.00
Agusan del Sur	0	0	0	0	0.00	0	0	0	0.00	0	0	0	0.00
Surigao del Norte	0	0	0	0	0.00	0	0	0	0.00	0	0	0	0.00
Surigao del Sur	0	0	0	0	0.00	0	0	0	0.00	0	0	0	0.00
Province of Dinagat	0	0	0	0	0.00	0	0	0	0.00	0	0	0	0.00
Bislig City	0	0	0	0	0.00	0	0	0	0.00	0	0	0	0.00
Butuan City	0	0	0	0	0.00	0	0	0	0.00	0	0	0	0.00
Surigao City	0	0	0	0	0.00	0	0	0	0.00	0	0	0	0.00

Legend:
0 = No Case
* = No Report

Schistosomiasis

2017 - Quarterly Report

Cases treated, complicated and referred

Area	Total Positive Cases	Cases Treated				Complicated	
		Male	Female	Total	%	Male	Female
PHILIPPINES	0	0	0	0	0.00	0	0
N C R	0	0	0	0	0.00	0	0
Malabon		0	0	0	0.00	0	0
Navotas		0	0	0	0.00	0	0
Valenzuela City		0	0	0	0.00	0	0
Caloocan City		0	0	0	0.00	0	0
Marikina City		0	0	0	0.00	0	0
Pasig City		0	0	0	0.00	0	0
Pateros		0	0	0	0.00	0	0
Taguig		0	0	0	0.00	0	0
Quezon City		0	0	0	0.00	0	0
Makati City		0	0	0	0.00	0	0
Mandaluyong City		0	0	0	0.00	0	0
San Juan		0	0	0	0.00	0	0
Manila City		0	0	0	0.00	0	0
Las Piñas City		0	0	0	0.00	0	0
Muntinlupa City		0	0	0	0.00	0	0
Parañaque City		0	0	0	0.00	0	0
Pasay City		0	0	0	0.00	0	0
C A R	0	0	0	0	0.00	0	0
Abra				0	0.00		
Apayao				0	0.00		
Benguet				0	0.00		
Ifugao				0	0.00		
Kalinga				0	0.00		
Mt. Province				0	0.00		
Baguio City				0	0.00		
Region 1	0	0	0	0	0.00	0	0
Ilocos Note				0	0.00		
Ilocos Sur				0	0.00		
La Union				0	0.00		

Pangasinan				0	0.00		
Alaminos City				0	0.00		
Candon City				0	0.00		
Dagupan City				0	0.00		
Laoag City				0	0.00		
San Carlos City				0	0.00		
San Fernando City				0	0.00		
Urdaneta City				0	0.00		
Vigan City				0	0.00		
Region 2	0	0	0	0	0.00	0	0
Batanes				0	0.00		
Cagayan				0	0.00		
Isabela				0	0.00		
Nueva Vizcaya				0	0.00		
Quirino				0	0.00		
Cauayan City				0	0.00		
Ilagan City				0	0.00		
Santiago City				0	0.00		
Tuguegarao City				0	0.00		
Region 3	0	0	0	0	0.00	0	0
Aurora				0	0.00		
Bataan				0	0.00		
Bulacan				0	0.00		
Nueva Ecija				0	0.00		
Pampanga				0	0.00		
Tarlac				0	0.00		
Zambales				0	0.00		
Angeles City				0	0.00		
Balanga City				0	0.00		
Cabanatuan City				0	0.00		
City of San Fernando				0	0.00		
Gapan City				0	0.00		
Mabalacat City				0	0.00		
Malolos City				0	0.00		
Meycauayan				0	0.00		
Olongapo				0	0.00		
Palayan City				0	0.00		
San Jose City				0	0.00		
San Jose del Monte City				0	0.00		
Science City of Munoz				0	0.00		
Tarlac City				0	0.00		

Region 4A	0	0	0	0	0.00	0	0
Batangas				0	0.00		
Cavite				0	0.00		
Laguna				0	0.00		
Quezon				0	0.00		
Rizal				0	0.00		
Antipolo City				0	0.00		
Bacoor City				0	0.00		
Batangas City				0	0.00		
Biñan City				0	0.00		
Cabuyao City				0	0.00		
Calamba City				0	0.00		
Cavite City				0	0.00		
Dasmariñas City				0	0.00		
General Trias City				0	0.00		
Imus City				0	0.00		
Lipa City				0	0.00		
Lucena City				0	0.00		
San Pablo City				0	0.00		
San Pedro City				0	0.00		
Santa Rosa City				0	0.00		
Tagaytay City				0	0.00		
Tanauan City				0	0.00		
Tayabas City				0	0.00		
Trece Martires City				0	0.00		
Region 4B	0	0	0	0	0.00	0	0
Marinduque				0	0.00		
Mindoro Occidental				0	0.00		
Mindoro Oriental				0	0.00		
Palawan				0	0.00		
Romblon				0	0.00		
Puerto Princesa City				0	0.00		
Region 5	0	0	0	0	0.00	0	0
Albay				0	0.00		
Camarines Norte				0	0.00		
Camarines Sur				0	0.00		
Catanduanes				0	0.00		
Masbate				0	0.00		
Sorsogon				0	0.00		

Iriga City				0	0.00		
Legaspi City				0	0.00		
Naga City				0	0.00		
Region 6	0	0	0	0	0.00	0	0
Aklan				0	0.00		
Antique				0	0.00		
Capiz				0	0.00		
Guimaras				0	0.00		
Iloilo				0	0.00		
Negros Occidental				0	0.00		
Bacolod City				0	0.00		
Bago City				0	0.00		
Cadiz City				0	0.00		
Escalante City				0	0.00		
Himamaylan City				0	0.00		
Iloilo City				0	0.00		
Kabankalan City				0	0.00		
La Carlota City				0	0.00		
Passi City				0	0.00		
Roxas City				0	0.00		
Sagay City				0	0.00		
San Carlos City				0	0.00		
Silay City				0	0.00		
Sipalay City				0	0.00		
Talisay City				0	0.00		
Victorias City				0	0.00		
Region 7	0	0	0	0	0.00	0	0
Bohol				0	0.00		
Cebu				0	0.00		
Negros Oriental				0	0.00		
Siquijor				0	0.00		
Bais City				0	0.00		
Bayawan City				0	0.00		
Canlaon City				0	0.00		
Cebu City				0	0.00		
Danao City				0	0.00		
Dumaguete City				0	0.00		
Lapu-Lapu City				0	0.00		
Mandaue City				0	0.00		
Tagbilaran City				0	0.00		
Talisay City				0	0.00		
Tanjay City				0	0.00		

Compostela Valley				0	0.00		
Davao del Norte				0	0.00		
Davao del Sur				0	0.00		
Davao Oriental				0	0.00		
Davao Occidental				0	0.00		
Davao City				0	0.00		
Region 12	0	0	0	0	0.00	0	0
North Cotabato				0	0.00		
Sarangani				0	0.00		
South Cotabato				0	0.00		
Sultan Kudarat				0	0.00		
Cotabato City				0	0.00		
Gen. Santos City				0	0.00		
A.R.M.M.	0	0	0	0	0.00	0	0
Basilan				0	0.00		
Lanao del Sur				0	0.00		
Maguindanao				0	0.00		
Sulu				0	0.00		
Tawi-Tawi				0	0.00		
Lamitan City				0	0.00		
Marawi City				0	0.00		
CARAGA	0	0	0	0	0.00	0	0
Agusan del Norte				0	0.00		
Agusan del Sur				0	0.00		
Surigao del Norte				0	0.00		
Surigao del Sur				0	0.00		
Province of Dinagat				0	0.00		
Bislig City				0	0.00		
Butuan City				0	0.00		
Surigao City				0	0.00		

Legend:

0 = No Case

* = No Report

First Quarter

ed Cases		Complicated Cases Referred			
Total	%	Male	Female	Total	%
0	0.00	0	0	0	0.00
0	0.00	0	0	0	0.00
0	0.00	0	0	0	0.00
0	0.00	0	0	0	0.00
0	0.00	0	0	0	0.00
0	0.00	0	0	0	0.00
0	0.00	0	0	0	0.00
0	0.00	0	0	0	0.00
0	0.00	0	0	0	0.00
0	0.00	0	0	0	0.00
0	0.00	0	0	0	0.00
0	0.00	0	0	0	0.00
0	0.00	0	0	0	0.00
0	0.00	0	0	0	0.00
0	0.00			0	0.00
0	0.00			0	0.00
0	0.00			0	0.00
0	0.00			0	0.00
0	0.00			0	0.00
0	0.00			0	0.00
0	0.00	0	0	0	0.00
0	0.00			0	0.00
0	0.00			0	0.00
0	0.00			0	0.00

0	0.00			0	0.00
0	0.00	0	0	0	0.00
0	0.00			0	0.00
0	0.00			0	0.00
0	0.00			0	0.00
0	0.00			0	0.00
0	0.00			0	0.00
0	0.00			0	0.00
0	0.00			0	0.00
0	0.00			0	0.00
0	0.00			0	0.00
0	0.00			0	0.00
0	0.00	0	0	0	0.00
0	0.00			0	0.00
0	0.00			0	0.00
0	0.00			0	0.00
0	0.00			0	0.00
0	0.00			0	0.00
0	0.00			0	0.00
0	0.00			0	0.00
0	0.00			0	0.00
0	0.00			0	0.00
0	0.00			0	0.00
0	0.00			0	0.00
0	0.00	0	0	0	0.00

Schistosomiasis
2017 - Quarterly Report
Cases treated, complicated and referred

Area	Total Positive Cases	Cases Treated				Complicated	
		Male	Female	Total	%	Male	Female
PHILIPPINES	0	0	0	0	0.00	0	0
N C R	0	0	0	0	0.00	0	0
Malabon		0	0	0	0.00	0	0
Navotas		0	0	0	0.00	0	0
Valenzuela City		0	0	0	0.00	0	0
Caloocan City		0	0	0	0.00	0	0
Marikina City		0	0	0	0.00	0	0
Pasig City		0	0	0	0.00	0	0
Pateros		0	0	0	0.00	0	0
Taguig		0	0	0	0.00	0	0
Quezon City		0	0	0	0.00	0	0
Makati City		0	0	0	0.00	0	0
Mandaluyong City		0	0	0	0.00	0	0
San Juan		0	0	0	0.00	0	0
Manila City		0	0	0	0.00	0	0
Las Piñas City		0	0	0	0.00	0	0
Muntinlupa City		0	0	0	0.00	0	0
Parañaque City		0	0	0	0.00	0	0
Pasay City		0	0	0	0.00	0	0
C A R	0	0	0	0	0.00	0	0
Abra				0	0.00		
Apayao				0	0.00		
Benguet				0	0.00		
Ifugao				0	0.00		
Kalinga				0	0.00		
Mt. Province				0	0.00		
Baguio City				0	0.00		
Region 1	0	0	0	0	0.00	0	0
Ilocos Note				0	0.00		
Ilocos Sur				0	0.00		

La Union				0	0.00		
Pangasinan				0	0.00		
Alaminos City				0	0.00		
Candon City				0	0.00		
Dagupan City				0	0.00		
Laoag City				0	0.00		
San Carlos City				0	0.00		
San Fernando City				0	0.00		
Urdaneta City				0	0.00		
Vigan City				0	0.00		
Region 2	0	0	0	0	0.00	0	0
Batanes				0	0.00		
Cagayan				0	0.00		
Isabela				0	0.00		
Nueva Vizcaya				0	0.00		
Quirino				0	0.00		
Cauayan City				0	0.00		
Ilagan City				0	0.00		
Santiago City				0	0.00		
Tuguegarao City				0	0.00		
Region 3	0	0	0	0	0.00	0	0
Aurora				0	0.00		
Bataan				0	0.00		
Bulacan				0	0.00		
Nueva Ecija				0	0.00		
Pampanga				0	0.00		
Tarlac				0	0.00		
Zambales				0	0.00		
Angeles City				0	0.00		
Balanga City				0	0.00		
Cabanatuan City				0	0.00		
City of San Fernando				0	0.00		
Gapan City				0	0.00		
Mabalacat City				0	0.00		
Malolos City				0	0.00		
Meycauayan				0	0.00		
Olongapo				0	0.00		
Palayan City				0	0.00		
San Jose City				0	0.00		
San Jose del Monte City				0	0.00		
Science City of Munoz				0	0.00		

Tarlac City				0	0.00		
Region 4A	0	0	0	0	0.00	0	0
Batangas				0	0.00		
Cavite				0	0.00		
Laguna				0	0.00		
Quezon				0	0.00		
Rizal				0	0.00		
Antipolo City				0	0.00		
Bacoor City				0	0.00		
Batangas City				0	0.00		
Biñan City				0	0.00		
Cabuyao City				0	0.00		
Calamba City				0	0.00		
Cavite City				0	0.00		
Dasmariñas City				0	0.00		
General Trias City				0	0.00		
Imus City				0	0.00		
Lipa City				0	0.00		
Lucena City				0	0.00		
San Pablo City				0	0.00		
San Pedro City				0	0.00		
Santa Rosa City				0	0.00		
Tagaytay City				0	0.00		
Tanauan City				0	0.00		
Tayabas City				0	0.00		
Trece Martires City				0	0.00		
Region 4B	0	0	0	0	0.00	0	0
Marinduque				0	0.00		
Mindoro Occidental				0	0.00		
Mindoro Oriental				0	0.00		
Palawan				0	0.00		
Romblon				0	0.00		
Puerto Princesa City				0	0.00		
Region 5	0	0	0	0	0.00	0	0
Albay				0	0.00		
Camarines Norte				0	0.00		
Camarines Sur				0	0.00		
Catanduanes				0	0.00		
Masbate				0	0.00		
Sorsogon				0	0.00		

Iriga City				0	0.00		
Legaspi City				0	0.00		
Naga City				0	0.00		
Region 6	0	0	0	0	0.00	0	0
Aklan				0	0.00		
Antique				0	0.00		
Capiz				0	0.00		
Guimaras				0	0.00		
Iloilo				0	0.00		
Negros Occidental				0	0.00		
Bacolod City				0	0.00		
Bago City				0	0.00		
Cadiz City				0	0.00		
Escalante City				0	0.00		
Himamaylan City				0	0.00		
Iloilo City				0	0.00		
Kabankalan City				0	0.00		
La Carlota City				0	0.00		
Passi City				0	0.00		
Roxas City				0	0.00		
Sagay City				0	0.00		
San Carlos City				0	0.00		
Silay City				0	0.00		
Sipalay City				0	0.00		
Talisay City				0	0.00		
Victorias City				0	0.00		
Region 7	0	0	0	0	0.00	0	0
Bohol				0	0.00		
Cebu				0	0.00		
Negros Oriental				0	0.00		
Siquijor				0	0.00		
Bais City				0	0.00		
Bayawan City				0	0.00		
Canlaon City				0	0.00		
Cebu City				0	0.00		
Danao City				0	0.00		
Dumaguete City				0	0.00		
Lapu-Lapu City				0	0.00		
Mandaue City				0	0.00		
Tagbilaran City				0	0.00		
Talisay City				0	0.00		

Tanjay City				0	0.00		
Toledo City				0	0.00		
Region 8	0	0	0	0	0.00	0	0
Biliran				0	0.00		
Eastern Samar				0	0.00		
Northern Leyte				0	0.00		
Northern Samar				0	0.00		
Southern Leyte				0	0.00		
Western Samar				0	0.00		
Calbayog City				0	0.00		
Maasin City				0	0.00		
Ormoc City				0	0.00		
Tacloban City				0	0.00		
Region 9	0	0	0	0	0.00	0	0
Zamboanga del Norte				0	0.00		
Zamboanga del Sur				0	0.00		
Zamboanga Sibugay				0	0.00		
Dapitan City				0	0.00		
Dipolog City				0	0.00		
Isabela City				0	0.00		
Pagadian City				0	0.00		
Zamboanga City				0	0.00		
Region 10	0	0	0	0	0.00	0	0
Bukidnon				0	0.00		
Camiguin				0	0.00		
Lanao del Norte				0	0.00		
Misamis Occidental				0	0.00		
Misamis Oriental				0	0.00		
Cagayan de Oro City				0	0.00		
El Salvador City				0	0.00		
Gingoog City				0	0.00		
Iligan City				0	0.00		
Malaybalay City				0	0.00		
Oroquieta City				0	0.00		
Ozamis City				0	0.00		
Tangub City				0	0.00		
Valencia City				0	0.00		
Region 11	0	0	0	0	0.00	0	0

Compostela Valley				0	0.00		
Davao del Norte				0	0.00		
Davao del Sur				0	0.00		
Davao Oriental				0	0.00		
Davao Occidental				0	0.00		
Davao City				0	0.00		
Region 12	0	0	0	0	0.00	0	0
North Cotabato				0	0.00		
Sarangani				0	0.00		
South Cotabato				0	0.00		
Sultan Kudarat				0	0.00		
Cotabato City				0	0.00		
Gen. Santos City				0	0.00		
A.R.M.M.	0	0	0	0	0.00	0	0
Basilan				0	0.00		
Lanao del Sur				0	0.00		
Maguindanao				0	0.00		
Sulu				0	0.00		
Tawi-Tawi				0	0.00		
Lamitan City				0	0.00		
Marawi City				0	0.00		
CARAGA	0	0	0	0	0.00	0	0
Agusan del Norte				0	0.00		
Agusan del Sur				0	0.00		
Surigao del Norte				0	0.00		
Surigao del Sur				0	0.00		
Province of Dinagat				0	0.00		
Bislig City				0	0.00		
Butuan City				0	0.00		
Surigao City				0	0.00		

Legend:

0 = No Case

* = No Report

0	0.00			0	0.00
0	0.00			0	0.00
0	0.00	0	0	0	0.00
0	0.00			0	0.00
0	0.00			0	0.00
0	0.00			0	0.00
0	0.00			0	0.00
0	0.00			0	0.00
0	0.00			0	0.00
0	0.00			0	0.00
0	0.00			0	0.00
0	0.00	0	0	0	0.00
0	0.00			0	0.00
0	0.00			0	0.00
0	0.00			0	0.00
0	0.00			0	0.00
0	0.00			0	0.00
0	0.00			0	0.00
0	0.00			0	0.00
0	0.00			0	0.00
0	0.00			0	0.00
0	0.00			0	0.00
0	0.00	0	0	0	0.00

0	0.00			0	0.00
0	0.00			0	0.00
0	0.00			0	0.00
0	0.00			0	0.00
0	0.00			0	0.00
0	0.00			0	0.00
0	0.00			0	0.00
0	0.00	0	0	0	0.00
0	0.00			0	0.00
0	0.00			0	0.00
0	0.00			0	0.00
0	0.00			0	0.00
0	0.00			0	0.00
0	0.00			0	0.00
0	0.00			0	0.00
0	0.00	0	0	0	0.00
0	0.00			0	0.00
0	0.00			0	0.00
0	0.00			0	0.00
0	0.00			0	0.00
0	0.00			0	0.00
0	0.00			0	0.00
0	0.00			0	0.00
0	0.00	0	0	0	0.00
0	0.00			0	0.00
0	0.00			0	0.00
0	0.00			0	0.00
0	0.00			0	0.00
0	0.00			0	0.00

Schistosomiasis
2017 - Quarterly Report
Cases treated, complicated and referred

Area	Total Positive Cases	Cases Treated				Complications	
		Male	Female	Total	%	Male	Female
PHILIPPINES	0	0	0	0	0.00	0	0
N C R	0	0	0	0	0.00	0	0
Malabon		0	0	0	0.00	0	0
Navotas		0	0	0	0.00	0	0
Valenzuela City		0	0	0	0.00	0	0
Caloocan City		0	0	0	0.00	0	0
Marikina City		0	0	0	0.00	0	0
Pasig City		0	0	0	0.00	0	0
Pateros		0	0	0	0.00	0	0
Taguig		0	0	0	0.00	0	0
Quezon City		0	0	0	0.00	0	0
Makati City		0	0	0	0.00	0	0
Mandaluyong City		0	0	0	0.00	0	0
San Juan		0	0	0	0.00	0	0
Manila City		0	0	0	0.00	0	0
Las Piñas City		0	0	0	0.00	0	0
Muntinlupa City		0	0	0	0.00	0	0
Parañaque City		0	0	0	0.00	0	0
Pasay City		0	0	0	0.00	0	0
C A R	0	0	0	0	0.00	0	0
Abra				0	0.00		
Apayao				0	0.00		
Benguet				0	0.00		
Ifugao				0	0.00		
Kalinga				0	0.00		
Mt. Province				0	0.00		
Baguio City				0	0.00		
Region 1	0	0	0	0	0.00	0	0
Ilocos Norte				0	0.00		
Ilocos Sur				0	0.00		

La Union				0	0.00		
Pangasinan				0	0.00		
Alaminos City				0	0.00		
Candon City				0	0.00		
Dagupan City				0	0.00		
Laoag City				0	0.00		
San Carlos City				0	0.00		
San Fernando City				0	0.00		
Urdaneta City				0	0.00		
Vigan City				0	0.00		
Region 2	0	0	0	0	0.00	0	0
Batanes				0	0.00		
Cagayan				0	0.00		
Isabela				0	0.00		
Nueva Vizcaya				0	0.00		
Quirino				0	0.00		
Cauayan City				0	0.00		
Ilagan City				0	0.00		
Santiago City				0	0.00		
Tuguegarao City				0	0.00		
Region 3	0	0	0	0	0.00	0	0
Aurora				0	0.00		
Bataan				0	0.00		
Bulacan				0	0.00		
Nueva Ecija				0	0.00		
Pampanga				0	0.00		
Tarlac				0	0.00		
Zambales				0	0.00		
Angeles City				0	0.00		
Balanga City				0	0.00		
Cabanatuan City				0	0.00		
City of San Fernando				0	0.00		
Gapan City				0	0.00		
Mabalacat City				0	0.00		
Malolos City				0	0.00		
Meycauayan				0	0.00		
Olongapo				0	0.00		
Palayan City				0	0.00		
San Jose City				0	0.00		
San Jose del Monte City				0	0.00		
Science City of Munoz				0	0.00		

Tarlac City				0	0.00		
Region 4A	0	0	0	0	0.00	0	0
Batangas				0	0.00		
Cavite				0	0.00		
Laguna				0	0.00		
Quezon				0	0.00		
Rizal				0	0.00		
Antipolo City				0	0.00		
Bacoor City				0	0.00		
Batangas City				0	0.00		
Biñan City				0	0.00		
Cabuyao City				0	0.00		
Calamba City				0	0.00		
Cavite City				0	0.00		
Dasmariñas City				0	0.00		
General Trias City				0	0.00		
Imus City				0	0.00		
Lipa City				0	0.00		
Lucena City				0	0.00		
San Pablo City				0	0.00		
San Pedro City				0	0.00		
Santa Rosa City				0	0.00		
Tagaytay City				0	0.00		
Tanauan City				0	0.00		
Tayabas City				0	0.00		
Trece Martires City				0	0.00		
Region 4B	0	0	0	0	0.00	0	0
Marinduque				0	0.00		
Mindoro Occidental				0	0.00		
Mindoro Oriental				0	0.00		
Palawan				0	0.00		
Romblon				0	0.00		
Puerto Princesa City				0	0.00		
Region 5	0	0	0	0	0.00	0	0
Albay				0	0.00		
Camarines Norte				0	0.00		
Camarines Sur				0	0.00		
Catanduanes				0	0.00		
Masbate				0	0.00		
Sorsogon				0	0.00		

Iriga City				0	0.00		
Legaspi City				0	0.00		
Naga City				0	0.00		
Region 6	0	0	0	0	0.00	0	0
Aklan				0	0.00		
Antique				0	0.00		
Capiz				0	0.00		
Guimaras				0	0.00		
Iloilo				0	0.00		
Negros Occidental				0	0.00		
Bacolod City				0	0.00		
Bago City				0	0.00		
Cadiz City				0	0.00		
Escalante City				0	0.00		
Himamaylan City				0	0.00		
Iloilo City				0	0.00		
Kabankalan City				0	0.00		
La Carlota City				0	0.00		
Passi City				0	0.00		
Roxas City				0	0.00		
Sagay City				0	0.00		
San Carlos City				0	0.00		
Silay City				0	0.00		
Sipalay City				0	0.00		
Talisay City				0	0.00		
Victorias City				0	0.00		
Region 7	0	0	0	0	0.00	0	0
Bohol				0	0.00		
Cebu				0	0.00		
Negros Oriental				0	0.00		
Siquijor				0	0.00		
Bais City				0	0.00		
Bayawan City				0	0.00		
Canlaon City				0	0.00		
Cebu City				0	0.00		
Danao City				0	0.00		
Dumaguete City				0	0.00		
Lapu-Lapu City				0	0.00		
Mandaue City				0	0.00		
Tagbilaran City				0	0.00		
Talisay City				0	0.00		

Tanjay City				0	0.00		
Toledo City				0	0.00		
Region 8	0	0	0	0	0.00	0	0
Biliran				0	0.00		
Eastern Samar				0	0.00		
Northern Leyte				0	0.00		
Northern Samar				0	0.00		
Southern Leyte				0	0.00		
Western Samar				0	0.00		
Calbayog City				0	0.00		
Maasin City				0	0.00		
Ormoc City				0	0.00		
Tacloban City				0	0.00		
Region 9	0	0	0	0	0.00	0	0
Zamboanga del Norte				0	0.00		
Zamboanga del Sur				0	0.00		
Zamboanga Sibugay				0	0.00		
Dapitan City				0	0.00		
Dipolog City				0	0.00		
Isabela City				0	0.00		
Pagadian City				0	0.00		
Zamboanga City				0	0.00		
Region 10	0	0	0	0	0.00	0	0
Bukidnon				0	0.00		
Camiguin				0	0.00		
Lanao del Norte				0	0.00		
Misamis Occidental				0	0.00		
Misamis Oriental				0	0.00		
Cagayan de Oro City				0	0.00		
El Salvador City				0	0.00		
Gingoog City				0	0.00		
Iligan City				0	0.00		
Malaybalay City				0	0.00		
Oroquieta City				0	0.00		
Ozamis City				0	0.00		
Tangub City				0	0.00		
Valencia City				0	0.00		
Region 11	0	0	0	0	0.00	0	0

Compostela Valley				0	0.00		
Davao del Norte				0	0.00		
Davao del Sur				0	0.00		
Davao Oriental				0	0.00		
Davao Occidental				0	0.00		
Davao City				0	0.00		
Region 12	0	0	0	0	0.00	0	0
North Cotabato				0	0.00		
Sarangani				0	0.00		
South Cotabato				0	0.00		
Sultan Kudarat				0	0.00		
Cotabato City				0	0.00		
Gen. Santos City				0	0.00		
A.R.M.M.	0	0	0	0	0.00	0	0
Basilan				0	0.00		
Lanao del Sur				0	0.00		
Maguindanao				0	0.00		
Sulu				0	0.00		
Tawi-Tawi				0	0.00		
Lamitan City				0	0.00		
Marawi City				0	0.00		
CARAGA	0	0	0	0	0.00	0	0
Agusan del Norte				0	0.00		
Agusan del Sur				0	0.00		
Surigao del Norte				0	0.00		
Surigao del Sur				0	0.00		
Province of Dinagat				0	0.00		
Bislig City				0	0.00		
Butuan City				0	0.00		
Surigao City				0	0.00		

Legend:

0 = No Case

* = No Report

ed

Third Quarter

ted Cases		Complicated Cases Referred			
Total	%	Male	Female	Total	%
0	0.00	0	0	0	0.00
0	0.00	0	0	0	0.00
0	0.00	0	0	0	0.00
0	0.00	0	0	0	0.00
0	0.00	0	0	0	0.00
0	0.00	0	0	0	0.00
0	0.00	0	0	0	0.00
0	0.00	0	0	0	0.00
0	0.00	0	0	0	0.00
0	0.00	0	0	0	0.00
0	0.00	0	0	0	0.00
0	0.00	0	0	0	0.00
0	0.00	0	0	0	0.00
0	0.00	0	0	0	0.00
0	0.00	0	0	0	0.00
0	0.00			0	0.00
0	0.00			0	0.00
0	0.00			0	0.00
0	0.00			0	0.00
0	0.00			0	0.00
0	0.00			0	0.00
0	0.00			0	0.00
0	0.00	0	0	0	0.00
0	0.00			0	0.00
0	0.00			0	0.00

0	0.00			0	0.00
0	0.00			0	0.00
0	0.00	0	0	0	0.00
0	0.00			0	0.00
0	0.00			0	0.00
0	0.00			0	0.00
0	0.00			0	0.00
0	0.00			0	0.00
0	0.00			0	0.00
0	0.00			0	0.00
0	0.00	0	0	0	0.00
0	0.00			0	0.00
0	0.00			0	0.00
0	0.00			0	0.00
0	0.00			0	0.00
0	0.00			0	0.00
0	0.00			0	0.00
0	0.00			0	0.00
0	0.00			0	0.00
0	0.00			0	0.00
0	0.00			0	0.00
0	0.00	0	0	0	0.00

0	0.00			0	0.00
0	0.00			0	0.00
0	0.00			0	0.00
0	0.00			0	0.00
0	0.00			0	0.00
0	0.00			0	0.00
0	0.00	0	0	0	0.00
0	0.00			0	0.00
0	0.00			0	0.00
0	0.00			0	0.00
0	0.00			0	0.00
0	0.00			0	0.00
0	0.00			0	0.00
0	0.00	0	0	0	0.00
0	0.00			0	0.00
0	0.00			0	0.00
0	0.00			0	0.00
0	0.00			0	0.00
0	0.00			0	0.00
0	0.00	0	0	0	0.00
0	0.00			0	0.00
0	0.00			0	0.00
0	0.00			0	0.00

Schistosomiasis
2017 - Quarterly Report
Cases treated, complicated and referred

Area	Total Positive Cases	Cases Treated				Complicated	
		Male	Female	Total	%	Male	Female
PHILIPPINES	0	0	0	0	0.00	0	0
N C R	0	0	0	0	0.00	0	0
Malabon		0	0	0	0.00	0	0
Navotas		0	0	0	0.00	0	0
Valenzuela City		0	0	0	0.00	0	0
Caloocan City		0	0	0	0.00	0	0
Marikina City		0	0	0	0.00	0	0
Pasig City		0	0	0	0.00	0	0
Pateros		0	0	0	0.00	0	0
Taguig		0	0	0	0.00	0	0
Quezon City		0	0	0	0.00	0	0
Makati City		0	0	0	0.00	0	0
Mandaluyong City		0	0	0	0.00	0	0
San Juan		0	0	0	0.00	0	0
Manila City		0	0	0	0.00	0	0
Las Piñas City		0	0	0	0.00	0	0
Muntinlupa City		0	0	0	0.00	0	0
Parañaque City		0	0	0	0.00	0	0
Pasay City		0	0	0	0.00	0	0
C A R	0	0	0	0	0.00	0	0
Abra				0	0.00		
Apayao				0	0.00		
Benguet				0	0.00		
Ifugao				0	0.00		
Kalinga				0	0.00		
Mt. Province				0	0.00		
Baguio City				0	0.00		
Region 1	0	0	0	0	0.00	0	0
Ilocos Note				0	0.00		

Ilocos Sur				0	0.00		
La Union				0	0.00		
Pangasinan				0	0.00		
Alaminos City				0	0.00		
Candon City				0	0.00		
Dagupan City				0	0.00		
Laoag City				0	0.00		
San Carlos City				0	0.00		
San Fernando City				0	0.00		
Urdaneta City				0	0.00		
Vigan City				0	0.00		
Region 2	0	0	0	0	0.00	0	0
Batanes				0	0.00		
Cagayan				0	0.00		
Isabela				0	0.00		
Nueva Vizcaya				0	0.00		
Quirino				0	0.00		
Cauayan City				0	0.00		
Ilagan City				0	0.00		
Santiago City				0	0.00		
Tuguegarao City				0	0.00		
Region 3	0	0	0	0	0.00	0	0
Aurora				0	0.00		
Bataan				0	0.00		
Bulacan				0	0.00		
Nueva Ecija				0	0.00		
Pampanga				0	0.00		
Tarlac				0	0.00		
Zambales				0	0.00		
Angeles City				0	0.00		
Balanga City				0	0.00		
Cabanatuan City				0	0.00		
City of San Fernando				0	0.00		
Gapan City				0	0.00		
Mabalacat City				0	0.00		
Malolos City				0	0.00		
Meycauayan				0	0.00		
Olongapo				0	0.00		
Palayan City				0	0.00		
San Jose City				0	0.00		
San Jose del Monte City				0	0.00		

Science City of Munoz				0	0.00		
Tarlac City				0	0.00		
Region 4A	0	0	0	0	0.00	0	0
Batangas				0	0.00		
Cavite				0	0.00		
Laguna				0	0.00		
Quezon				0	0.00		
Rizal				0	0.00		
Antipolo City				0	0.00		
Bacoor City				0	0.00		
Batangas City				0	0.00		
Biñan City				0	0.00		
Cabuyao City				0	0.00		
Calamba City				0	0.00		
Cavite City				0	0.00		
Dasmariñas City				0	0.00		
General Trias City				0	0.00		
Imus City				0	0.00		
Lipa City				0	0.00		
Lucena City				0	0.00		
San Pablo City				0	0.00		
San Pedro City				0	0.00		
Santa Rosa City				0	0.00		
Tagaytay City				0	0.00		
Tanauan City				0	0.00		
Tayabas City				0	0.00		
Trece Martires City				0	0.00		
Region 4B	0	0	0	0	0.00	0	0
Marinduque				0	0.00		
Mindoro Occidental				0	0.00		
Mindoro Oriental				0	0.00		
Palawan				0	0.00		
Romblon				0	0.00		
Puerto Princesa City				0	0.00		
Region 5	0	0	0	0	0.00	0	0
Albay				0	0.00		
Camarines Norte				0	0.00		
Camarines Sur				0	0.00		
Catanduanes				0	0.00		
Masbate				0	0.00		

Sorsogon				0	0.00		
Iriga City				0	0.00		
Legaspi City				0	0.00		
Naga City				0	0.00		
Region 6	0	0	0	0	0.00	0	0
Aklan				0	0.00		
Antique				0	0.00		
Capiz				0	0.00		
Guimaras				0	0.00		
Iloilo				0	0.00		
Negros Occidental				0	0.00		
Bacolod City				0	0.00		
Bago City				0	0.00		
Cadiz City				0	0.00		
Escalante City				0	0.00		
Himamaylan City				0	0.00		
Iloilo City				0	0.00		
Kabankalan City				0	0.00		
La Carlota City				0	0.00		
Passi City				0	0.00		
Roxas City				0	0.00		
Sagay City				0	0.00		
San Carlos City				0	0.00		
Silay City				0	0.00		
Sipalay City				0	0.00		
Talisay City				0	0.00		
Victorias City				0	0.00		
Region 7	0	0	0	0	0.00	0	0
Bohol				0	0.00		
Cebu				0	0.00		
Negros Oriental				0	0.00		
Siquijor				0	0.00		
Bais City				0	0.00		
Bayawan City				0	0.00		
Canlaon City				0	0.00		
Cebu City				0	0.00		
Danao City				0	0.00		
Dumaguete City				0	0.00		
Lapu-Lapu City				0	0.00		
Mandaue City				0	0.00		
Tagbilaran City				0	0.00		

Talisay City				0	0.00		
Tanjay City				0	0.00		
Toledo City				0	0.00		
Region 8	0	0	0	0	0.00	0	0
Biliran				0	0.00		
Eastern Samar				0	0.00		
Northern Leyte				0	0.00		
Northern Samar				0	0.00		
Southern Leyte				0	0.00		
Western Samar				0	0.00		
Calbayog City				0	0.00		
Maasin City				0	0.00		
Ormoc City				0	0.00		
Tacloban City				0	0.00		
Region 9	0	0	0	0	0.00	0	0
Zamboanga del Norte				0	0.00		
Zamboanga del Sur				0	0.00		
Zamboanga Sibugay				0	0.00		
Dapitan City				0	0.00		
Dipolog City				0	0.00		
Isabela City				0	0.00		
Pagadian City				0	0.00		
Zamboanga City				0	0.00		
Region 10	0	0	0	0	0.00	0	0
Bukidnon				0	0.00		
Camiguin				0	0.00		
Lanao del Norte				0	0.00		
Misamis Occidental				0	0.00		
Misamis Oriental				0	0.00		
Cagayan de Oro City				0	0.00		
El Salvador City				0	0.00		
Gingoog City				0	0.00		
Iligan City				0	0.00		
Malaybalay City				0	0.00		
Oroquieta City				0	0.00		
Ozamis City				0	0.00		
Tangub City				0	0.00		
Valencia City				0	0.00		

Region 11	0	0	0	0	0.00	0	0
Compostela Valley				0	0.00		
Davao del Norte				0	0.00		
Davao del Sur				0	0.00		
Davao Oriental				0	0.00		
Davao Occidental				0	0.00		
Davao City				0	0.00		
Region 12	0	0	0	0	0.00	0	0
North Cotabato				0	0.00		
Sarangani				0	0.00		
South Cotabato				0	0.00		
Sultan Kudarat				0	0.00		
Cotabato City				0	0.00		
Gen. Santos City				0	0.00		
A.R.M.M.	0	0	0	0	0.00	0	0
Basilan				0	0.00		
Lanao del Sur				0	0.00		
Maguindanao				0	0.00		
Sulu				0	0.00		
Tawi-Tawi				0	0.00		
Lamitan City				0	0.00		
Marawi City				0	0.00		
CARAGA	0	0	0	0	0.00	0	0
Agusan del Norte				0	0.00		
Agusan del Sur				0	0.00		
Surigao del Norte				0	0.00		
Surigao del Sur				0	0.00		
Province of Dinagat				0	0.00		
Bislig City				0	0.00		
Butuan City				0	0.00		
Surigao City				0	0.00		

Legend:

0 = No Case

* = No Report

Fourth Quarter

ed Cases		Complicated Cases Referred			
Total	%	Male	Female	Total	%
0	0.00	0	0	0	0.00
0	0.00	0	0	0	0.00
0	0.00	0	0	0	0.00
0	0.00	0	0	0	0.00
0	0.00	0	0	0	0.00
0	0.00	0	0	0	0.00
0	0.00	0	0	0	0.00
0	0.00	0	0	0	0.00
0	0.00	0	0	0	0.00
0	0.00	0	0	0	0.00
0	0.00	0	0	0	0.00
0	0.00	0	0	0	0.00
0	0.00	0	0	0	0.00
0	0.00	0	0	0	0.00
0	0.00	0	0	0	0.00
0	0.00	0	0	0	0.00
0	0.00	0	0	0	0.00
0	0.00			0	0.00
0	0.00			0	0.00
0	0.00			0	0.00
0	0.00			0	0.00
0	0.00			0	0.00
0	0.00			0	0.00
0	0.00	0	0	0	0.00
0	0.00			0	0.00

0	0.00			0	0.00
0	0.00			0	0.00
0	0.00	0	0	0	0.00
0	0.00			0	0.00
0	0.00			0	0.00
0	0.00			0	0.00
0	0.00			0	0.00
0	0.00			0	0.00
0	0.00			0	0.00
0	0.00			0	0.00
0	0.00			0	0.00
0	0.00			0	0.00
0	0.00			0	0.00
0	0.00			0	0.00
0	0.00			0	0.00
0	0.00			0	0.00
0	0.00			0	0.00
0	0.00			0	0.00
0	0.00			0	0.00
0	0.00			0	0.00
0	0.00			0	0.00
0	0.00			0	0.00
0	0.00	0	0	0	0.00
0	0.00			0	0.00
0	0.00			0	0.00
0	0.00			0	0.00
0	0.00			0	0.00
0	0.00			0	0.00
0	0.00			0	0.00
0	0.00	0	0	0	0.00
0	0.00			0	0.00
0	0.00			0	0.00
0	0.00			0	0.00
0	0.00			0	0.00
0	0.00			0	0.00

0	0.00			0	0.00
0	0.00			0	0.00
0	0.00			0	0.00
0	0.00	0	0	0	0.00
0	0.00			0	0.00
0	0.00			0	0.00
0	0.00			0	0.00
0	0.00			0	0.00
0	0.00			0	0.00
0	0.00			0	0.00
0	0.00			0	0.00
0	0.00			0	0.00
0	0.00			0	0.00
0	0.00			0	0.00
0	0.00	0	0	0	0.00
0	0.00			0	0.00
0	0.00			0	0.00
0	0.00			0	0.00
0	0.00			0	0.00
0	0.00			0	0.00
0	0.00			0	0.00
0	0.00			0	0.00
0	0.00			0	0.00
0	0.00			0	0.00
0	0.00			0	0.00
0	0.00	0	0	0	0.00
0	0.00			0	0.00
0	0.00			0	0.00
0	0.00			0	0.00
0	0.00			0	0.00
0	0.00			0	0.00
0	0.00			0	0.00
0	0.00			0	0.00
0	0.00			0	0.00
0	0.00			0	0.00
0	0.00			0	0.00
0	0.00			0	0.00
0	0.00			0	0.00
0	0.00			0	0.00
0	0.00	0	0	0	0.00

Table 2J.3 - Schistosomiasis
Treated, Complicated and Referred Cases by Region, Province and City
Philippines, 2017

Area	Total Positive (+) Cases	Cases Treated				Complicated Cases				Complicated Cases Referred			
		Male	Female	Total	%	Male	Female	Total	%	Male	Female	Total	%
PHILIPPINES	0	2	0	2	0.00	0	0	0	0.00	0	0	0	0.00
N C R	0	0	0	0	0.00	0	0	0	0.00	0	0	0	0.00
Malabon	0	0	0	0	0.00	0	0	0	0.00	0	0	0	0.00
Navotas	0	0	0	0	0.00	0	0	0	0.00	0	0	0	0.00
Valenzuela City	0	0	0	0	0.00	0	0	0	0.00	0	0	0	0.00
Caloocan City	0	0	0	0	0.00	0	0	0	0.00	0	0	0	0.00
Marikina City	0	0	0	0	0.00	0	0	0	0.00	0	0	0	0.00
Pasig City	0	0	0	0	0.00	0	0	0	0.00	0	0	0	0.00
Pateros	0	0	0	0	0.00	0	0	0	0.00	0	0	0	0.00
Taguig	0	0	0	0	0.00	0	0	0	0.00	0	0	0	0.00
Quezon City	0	0	0	0	0.00	0	0	0	0.00	0	0	0	0.00
Makati City	0	0	0	0	0.00	0	0	0	0.00	0	0	0	0.00
Mandaluyong City	0	0	0	0	0.00	0	0	0	0.00	0	0	0	0.00
San Juan	0	0	0	0	0.00	0	0	0	0.00	0	0	0	0.00
Manila City	0	0	0	0	0.00	0	0	0	0.00	0	0	0	0.00
Las Piñas City	0	0	0	0	0.00	0	0	0	0.00	0	0	0	0.00
Muntinlupa City	0	0	0	0	0.00	0	0	0	0.00	0	0	0	0.00
Parañaque City	0	0	0	0	0.00	0	0	0	0.00	0	0	0	0.00
Pasay City	0	0	0	0	0.00	0	0	0	0.00	0	0	0	0.00
C A R	0	0	0	0	0.00	0	0	0	0.00	0	0	0	0.00
Abra	0	0	0	0	0.00	0	0	0	0.00	0	0	0	0.00
Apayao	0	0	0	0	0.00	0	0	0	0.00	0	0	0	0.00
Benguet	0	0	0	0	0.00	0	0	0	0.00	0	0	0	0.00
Ifugao	0	0	0	0	0.00	0	0	0	0.00	0	0	0	0.00
Kalinga	0	0	0	0	0.00	0	0	0	0.00	0	0	0	0.00
Mt. Province	0	0	0	0	0.00	0	0	0	0.00	0	0	0	0.00
Baguio City	0	0	0	0	0.00	0	0	0	0.00	0	0	0	0.00
Region 1	0	0	0	0	0.00	0	0	0	0.00	0	0	0	0.00
Ilocos Note	0	0	0	0	0.00	0	0	0	0.00	0	0	0	0.00
Ilocos Sur	0	0	0	0	0.00	0	0	0	0.00	0	0	0	0.00
La Union	0	0	0	0	0.00	0	0	0	0.00	0	0	0	0.00
Pangasinan	0	0	0	0	0.00	0	0	0	0.00	0	0	0	0.00
Alaminos City	0	0	0	0	0.00	0	0	0	0.00	0	0	0	0.00
Candon City	0	0	0	0	0.00	0	0	0	0.00	0	0	0	0.00
Dagupan City	0	0	0	0	0.00	0	0	0	0.00	0	0	0	0.00
Laoag City	0	0	0	0	0.00	0	0	0	0.00	0	0	0	0.00
San Carlos City	0	0	0	0	0.00	0	0	0	0.00	0	0	0	0.00
San Fernando City	0	0	0	0	0.00	0	0	0	0.00	0	0	0	0.00
Urdaneta City	0	0	0	0	0.00	0	0	0	0.00	0	0	0	0.00
Vigan City	0	0	0	0	0.00	0	0	0	0.00	0	0	0	0.00
Region 2	0	0	0	0	0.00	0	0	0	0.00	0	0	0	0.00
Batanes	0	0	0	0	0.00	0	0	0	0.00	0	0	0	0.00
Cagayan	0	0	0	0	0.00	0	0	0	0.00	0	0	0	0.00
Isabela	0	0	0	0	0.00	0	0	0	0.00	0	0	0	0.00
Nueva Vizcaya	0	0	0	0	0.00	0	0	0	0.00	0	0	0	0.00
Quirino	0	0	0	0	0.00	0	0	0	0.00	0	0	0	0.00
Cauayan City	0	0	0	0	0.00	0	0	0	0.00	0	0	0	0.00
Ilagan City	0	0	0	0	0.00	0	0	0	0.00	0	0	0	0.00
Santiago City	0	0	0	0	0.00	0	0	0	0.00	0	0	0	0.00
Tuguegarao City	0	0	0	0	0.00	0	0	0	0.00	0	0	0	0.00
Region 3	0	0	0	0	0.00	0	0	0	0.00	0	0	0	0.00
Aurora	0	0	0	0	0.00	0	0	0	0.00	0	0	0	0.00
Bataan	0	0	0	0	0.00	0	0	0	0.00	0	0	0	0.00
Bulacan	0	0	0	0	0.00	0	0	0	0.00	0	0	0	0.00

Table 2J.3 - Schistosomiasis
Treated, Complicated and Referred Cases by Region, Province and City
Philippines, 2017

Area	Total Positive (+) Cases	Cases Treated				Complicated Cases				Complicated Cases Referred			
		Male	Female	Total	%	Male	Female	Total	%	Male	Female	Total	%
Nueva Ecija	0	0	0	0	0.00	0	0	0	0.00	0	0	0	0.00
Pampanga	0	0	0	0	0.00	0	0	0	0.00	0	0	0	0.00
Tarlac	0	0	0	0	0.00	0	0	0	0.00	0	0	0	0.00
Zambales	0	0	0	0	0.00	0	0	0	0.00	0	0	0	0.00
Angeles City	0	0	0	0	0.00	0	0	0	0.00	0	0	0	0.00
Balanga City	0	0	0	0	0.00	0	0	0	0.00	0	0	0	0.00
Cabanatuan City	0	0	0	0	0.00	0	0	0	0.00	0	0	0	0.00
City of San Fernando	0	0	0	0	0.00	0	0	0	0.00	0	0	0	0.00
Gapan City	0	0	0	0	0.00	0	0	0	0.00	0	0	0	0.00
Mabalacat City	0	0	0	0	0.00	0	0	0	0.00	0	0	0	0.00
Malolos City	0	0	0	0	0.00	0	0	0	0.00	0	0	0	0.00
Meycauayan	0	0	0	0	0.00	0	0	0	0.00	0	0	0	0.00
Olongapo	0	0	0	0	0.00	0	0	0	0.00	0	0	0	0.00
Palayan City	0	0	0	0	0.00	0	0	0	0.00	0	0	0	0.00
San Jose City	0	0	0	0	0.00	0	0	0	0.00	0	0	0	0.00
San Jose del Monte City	0	0	0	0	0.00	0	0	0	0.00	0	0	0	0.00
Science City of Munoz	0	0	0	0	0.00	0	0	0	0.00	0	0	0	0.00
Tarlac City	0	0	0	0	0.00	0	0	0	0.00	0	0	0	0.00
Region 4A	0	0	0	0	0.00	0	0	0	0.00	0	0	0	0.00
Batangas	0	0	0	0	0.00	0	0	0	0.00	0	0	0	0.00
Cavite	0	0	0	0	0.00	0	0	0	0.00	0	0	0	0.00
Laguna	0	0	0	0	0.00	0	0	0	0.00	0	0	0	0.00
Quezon	0	0	0	0	0.00	0	0	0	0.00	0	0	0	0.00
Rizal	0	0	0	0	0.00	0	0	0	0.00	0	0	0	0.00
Antipolo City	0	0	0	0	0.00	0	0	0	0.00	0	0	0	0.00
Bacoor City	0	0	0	0	0.00	0	0	0	0.00	0	0	0	0.00
Batangas City	0	0	0	0	0.00	0	0	0	0.00	0	0	0	0.00
Biñan City	0	0	0	0	0.00	0	0	0	0.00	0	0	0	0.00
Cabuyao City	0	0	0	0	0.00	0	0	0	0.00	0	0	0	0.00
Calamba City	0	0	0	0	0.00	0	0	0	0.00	0	0	0	0.00
Cavite City	0	0	0	0	0.00	0	0	0	0.00	0	0	0	0.00
Dasmariñas City	0	0	0	0	0.00	0	0	0	0.00	0	0	0	0.00
General Trias City	0	0	0	0	0.00	0	0	0	0.00	0	0	0	0.00
Imus City	0	0	0	0	0.00	0	0	0	0.00	0	0	0	0.00
Lipa City	0	0	0	0	0.00	0	0	0	0.00	0	0	0	0.00
Lucena City	0	0	0	0	0.00	0	0	0	0.00	0	0	0	0.00
San Pablo City	0	0	0	0	0.00	0	0	0	0.00	0	0	0	0.00
San Pedro City	0	0	0	0	0.00	0	0	0	0.00	0	0	0	0.00
Santa Rosa City	0	0	0	0	0.00	0	0	0	0.00	0	0	0	0.00
Tagaytay City	0	0	0	0	0.00	0	0	0	0.00	0	0	0	0.00
Tanauan City	0	0	0	0	0.00	0	0	0	0.00	0	0	0	0.00
Tayabas City	0	0	0	0	0.00	0	0	0	0.00	0	0	0	0.00
Trece Martires City	0	0	0	0	0.00	0	0	0	0.00	0	0	0	0.00
Region 4B	0	0	0	0	0.00	0	0	0	0.00	0	0	0	0.00
Marinduque	0	0	0	0	0.00	0	0	0	0.00	0	0	0	0.00
Mindoro Occidental	0	0	0	0	0.00	0	0	0	0.00	0	0	0	0.00
Mindoro Oriental	0	0	0	0	0.00	0	0	0	0.00	0	0	0	0.00
Palawan	0	0	0	0	0.00	0	0	0	0.00	0	0	0	0.00
Romblon	0	0	0	0	0.00	0	0	0	0.00	0	0	0	0.00
Puerto Princesa City	0	0	0	0	0.00	0	0	0	0.00	0	0	0	0.00
Region 5	0	0	0	0	0.00	0	0	0	0.00	0	0	0	0.00
Albay	0	0	0	0	0.00	0	0	0	0.00	0	0	0	0.00
Camarines Norte	0	0	0	0	0.00	0	0	0	0.00	0	0	0	0.00
Camarines Sur	0	0	0	0	0.00	0	0	0	0.00	0	0	0	0.00
Catanduanes	0	0	0	0	0.00	0	0	0	0.00	0	0	0	0.00
Masbate	0	0	0	0	0.00	0	0	0	0.00	0	0	0	0.00
Sorsogon	0	0	0	0	0.00	0	0	0	0.00	0	0	0	0.00
Iriga City	0	0	0	0	0.00	0	0	0	0.00	0	0	0	0.00
Legaspi City	0	0	0	0	0.00	0	0	0	0.00	0	0	0	0.00
Naga City	0	0	0	0	0.00	0	0	0	0.00	0	0	0	0.00

Table 2J.3 - SchistosomiasisTreated, Complicated and Referred Cases by Region, Province and City
Philippines, 2017

Area	Total Positive (+) Cases	Cases Treated				Complicated Cases				Complicated Cases Referred			
		Male	Female	Total	%	Male	Female	Total	%	Male	Female	Total	%

Table 2J.3 - Schistosomiasis
Treated, Complicated and Referred Cases by Region, Province and City
Philippines, 2017

Area	Total Positive (+) Cases	Cases Treated				Complicated Cases				Complicated Cases Referred			
		Male	Female	Total	%	Male	Female	Total	%	Male	Female	Total	%
Region 6	0	0	0	0	0.00	0	0	0	0.00	0	0	0	0.00
Aklan	0	0	0	0	0.00	0	0	0	0.00	0	0	0	0.00
Antique	0	0	0	0	0.00	0	0	0	0.00	0	0	0	0.00
Capiz	0	0	0	0	0.00	0	0	0	0.00	0	0	0	0.00
Guimaras	0	0	0	0	0.00	0	0	0	0.00	0	0	0	0.00
Iloilo	0	0	0	0	0.00	0	0	0	0.00	0	0	0	0.00
Negros Occidental	0	0	0	0	0.00	0	0	0	0.00	0	0	0	0.00
Bacolod City	0	0	0	0	0.00	0	0	0	0.00	0	0	0	0.00
Bago City	0	0	0	0	0.00	0	0	0	0.00	0	0	0	0.00
Cadiz City	0	0	0	0	0.00	0	0	0	0.00	0	0	0	0.00
Escalante City	0	0	0	0	0.00	0	0	0	0.00	0	0	0	0.00
Himamaylan City	0	0	0	0	0.00	0	0	0	0.00	0	0	0	0.00
Iloilo City	0	0	0	0	0.00	0	0	0	0.00	0	0	0	0.00
Kabankalan City	0	0	0	0	0.00	0	0	0	0.00	0	0	0	0.00
La Carlota City	0	0	0	0	0.00	0	0	0	0.00	0	0	0	0.00
Passi City	0	0	0	0	0.00	0	0	0	0.00	0	0	0	0.00
Roxas City	0	0	0	0	0.00	0	0	0	0.00	0	0	0	0.00
Sagay City	0	0	0	0	0.00	0	0	0	0.00	0	0	0	0.00
San Carlos City	0	0	0	0	0.00	0	0	0	0.00	0	0	0	0.00
Silay City	0	0	0	0	0.00	0	0	0	0.00	0	0	0	0.00
Sipalay City	0	0	0	0	0.00	0	0	0	0.00	0	0	0	0.00
Talisay City	0	0	0	0	0.00	0	0	0	0.00	0	0	0	0.00
Victorias City	0	0	0	0	0.00	0	0	0	0.00	0	0	0	0.00
Region 7	0	0	0	0	0.00	0	0	0	0.00	0	0	0	0.00
Bohol	0	0	0	0	0.00	0	0	0	0.00	0	0	0	0.00
Cebu	0	0	0	0	0.00	0	0	0	0.00	0	0	0	0.00
Negros Oriental	0	0	0	0	0.00	0	0	0	0.00	0	0	0	0.00
Siquijor	0	0	0	0	0.00	0	0	0	0.00	0	0	0	0.00
Bais City	0	0	0	0	0.00	0	0	0	0.00	0	0	0	0.00
Bayawan City	0	0	0	0	0.00	0	0	0	0.00	0	0	0	0.00
Canlaon City	0	0	0	0	0.00	0	0	0	0.00	0	0	0	0.00
Cebu City	0	0	0	0	0.00	0	0	0	0.00	0	0	0	0.00
Danao City	0	0	0	0	0.00	0	0	0	0.00	0	0	0	0.00
Dumaguete City	0	0	0	0	0.00	0	0	0	0.00	0	0	0	0.00
Lapu-Lapu City	0	0	0	0	0.00	0	0	0	0.00	0	0	0	0.00
Mandaue City	0	0	0	0	0.00	0	0	0	0.00	0	0	0	0.00
Tagbilaran City	0	0	0	0	0.00	0	0	0	0.00	0	0	0	0.00
Talisay City	0	0	0	0	0.00	0	0	0	0.00	0	0	0	0.00
Tanjay City	0	0	0	0	0.00	0	0	0	0.00	0	0	0	0.00
Toledo City	0	0	0	0	0.00	0	0	0	0.00	0	0	0	0.00
Region 8	0	0	0	0	0.00	0	0	0	0.00	0	0	0	0.00
Biliran	0	0	0	0	0.00	0	0	0	0.00	0	0	0	0.00
Eastern Samar	0	0	0	0	0.00	0	0	0	0.00	0	0	0	0.00
Northern Leyte	0	0	0	0	0.00	0	0	0	0.00	0	0	0	0.00
Northern Samar	0	0	0	0	0.00	0	0	0	0.00	0	0	0	0.00
Southern Leyte	0	0	0	0	0.00	0	0	0	0.00	0	0	0	0.00
Western Samar	0	0	0	0	0.00	0	0	0	0.00	0	0	0	0.00
Calbayog City	0	0	0	0	0.00	0	0	0	0.00	0	0	0	0.00
Maasin City	0	0	0	0	0.00	0	0	0	0.00	0	0	0	0.00
Ormoc City	0	0	0	0	0.00	0	0	0	0.00	0	0	0	0.00
Tacloban City	0	0	0	0	0.00	0	0	0	0.00	0	0	0	0.00
Region 9	0	0	0	0	0.00	0	0	0	0.00	0	0	0	0.00
Zamboanga del Norte	0	0	0	0	0.00	0	0	0	0.00	0	0	0	0.00
Zamboanga del Sur	0	0	0	0	0.00	0	0	0	0.00	0	0	0	0.00
Zamboanga Sibugay	0	0	0	0	0.00	0	0	0	0.00	0	0	0	0.00
Dapitan City	0	0	0	0	0.00	0	0	0	0.00	0	0	0	0.00
Dipolog City	0	0	0	0	0.00	0	0	0	0.00	0	0	0	0.00
Isabela City	0	0	0	0	0.00	0	0	0	0.00	0	0	0	0.00
Pagadian City	0	0	0	0	0.00	0	0	0	0.00	0	0	0	0.00

Table 2J.3 - Schistosomiasis
Treated, Complicated and Referred Cases by Region, Province and City
Philippines, 2017

Area	Total Positive (+) Cases	Cases Treated				Complicated Cases				Complicated Cases Referred			
		Male	Female	Total	%	Male	Female	Total	%	Male	Female	Total	%
Zamboanga City	0	0	0	0	0.00	0	0	0	0.00	0	0	0	0.00
Region 10	0	0	0	0	0.00	0	0	0	0.00	0	0	0	0.00
Bukidnon	0	0	0	0	0.00	0	0	0	0.00	0	0	0	0.00
Camiguin	0	0	0	0	0.00	0	0	0	0.00	0	0	0	0.00
Lanao del Norte	0	0	0	0	0.00	0	0	0	0.00	0	0	0	0.00
Misamis Occidental	0	0	0	0	0.00	0	0	0	0.00	0	0	0	0.00
Misamis Oriental	0	0	0	0	0.00	0	0	0	0.00	0	0	0	0.00
Cagayan de Oro City	0	0	0	0	0.00	0	0	0	0.00	0	0	0	0.00
El Salvador City	0	0	0	0	0.00	0	0	0	0.00	0	0	0	0.00
Gingoog City	0	0	0	0	0.00	0	0	0	0.00	0	0	0	0.00
Iligan City	0	0	0	0	0.00	0	0	0	0.00	0	0	0	0.00
Malaybalay City	0	0	0	0	0.00	0	0	0	0.00	0	0	0	0.00
Oroquieta City	0	0	0	0	0.00	0	0	0	0.00	0	0	0	0.00
Ozamis City	0	0	0	0	0.00	0	0	0	0.00	0	0	0	0.00
Tangub City	0	0	0	0	0.00	0	0	0	0.00	0	0	0	0.00
Valencia City	0	0	0	0	0.00	0	0	0	0.00	0	0	0	0.00
Region 11	0	2	0	2	0.00	0	0	0	0.00	0	0	0	0.00
Compostela Valley	0	0	0	0	0.00	0	0	0	0.00	0	0	0	0.00
Davao del Norte	0	1	0	1	0.00	0	0	0	0.00	0	0	0	0.00
Davao del Sur	0	1	0	1	0.00	0	0	0	0.00	0	0	0	0.00
Davao Oriental	0	0	0	0	0.00	0	0	0	0.00	0	0	0	0.00
Davao Occidental	0	0	0	0	0.00	0	0	0	0.00	0	0	0	0.00
Davao City	0	0	0	0	0.00	0	0	0	0.00	0	0	0	0.00
Region 12	0	0	0	0	0.00	0	0	0	0.00	0	0	0	0.00
North Cotabato	0	0	0	0	0.00	0	0	0	0.00	0	0	0	0.00
Sarangani	0	0	0	0	0.00	0	0	0	0.00	0	0	0	0.00
South Cotabato	0	0	0	0	0.00	0	0	0	0.00	0	0	0	0.00
Sultan Kudarat	0	0	0	0	0.00	0	0	0	0.00	0	0	0	0.00
Cotabato City	0	0	0	0	0.00	0	0	0	0.00	0	0	0	0.00
Gen. Santos City	0	0	0	0	0.00	0	0	0	0.00	0	0	0	0.00
A.R.M.M.	0	0	0	0	0.00	0	0	0	0.00	0	0	0	0.00
Basilan	0	0	0	0	0.00	0	0	0	0.00	0	0	0	0.00
Lanao del Sur	0	0	0	0	0.00	0	0	0	0.00	0	0	0	0.00
Maguindanao	0	0	0	0	0.00	0	0	0	0.00	0	0	0	0.00
Sulu	0	0	0	0	0.00	0	0	0	0.00	0	0	0	0.00
Tawi-Tawi	0	0	0	0	0.00	0	0	0	0.00	0	0	0	0.00
Lamitan City	0	0	0	0	0.00	0	0	0	0.00	0	0	0	0.00
Marawi City	0	0	0	0	0.00	0	0	0	0.00	0	0	0	0.00
CARAGA	0	0	0	0	0.00	0	0	0	0.00	0	0	0	0.00
Agusan del Norte	0	0	0	0	0.00	0	0	0	0.00	0	0	0	0.00
Agusan del Sur	0	0	0	0	0.00	0	0	0	0.00	0	0	0	0.00
Surigao del Norte	0	0	0	0	0.00	0	0	0	0.00	0	0	0	0.00
Surigao del Sur	0	0	0	0	0.00	0	0	0	0.00	0	0	0	0.00
Province of Dinagat	0	0	0	0	0.00	0	0	0	0.00	0	0	0	0.00
Bislig City	0	0	0	0	0.00	0	0	0	0.00	0	0	0	0.00
Butuan City	0	0	0	0	0.00	0	0	0	0.00	0	0	0	0.00
Surigao City	0	0	0	0	0.00	0	0	0	0.00	0	0	0	0.00

Legend:

0 = No Case

* = No Report

Area	Total Positive Cases	Cases Treated				Complicat	
		Male	Female	Total	%	Male	Female
Philippines	0	2	0	2	0.00	0	0
NCR	0	0	0	0	0.00	0	0
CAR	0	0	0	0	0.00	0	0
Region 1	0	0	0	0	0.00	0	0
Region 2	0	0	0	0	0.00	0	0
Region 3	0	0	0	0	0.00	0	0
Region 4A	0	0	0	0	0.00	0	0
Region 4B	0	0	0	0	0.00	0	0
Region 5	0	0	0	0	0.00	0	0
Region 6	0	0	0	0	0.00	0	0
Region 7	0	0	0	0	0.00	0	0
Region 8	0	0	0	0	0.00	0	0
Region 9	0	0	0	0	0.00	0	0
Region 10	0	0	0	0	0.00	0	0
Region 11	0	2	0	2	0.00	0	0
Region 12	0	0	0	0	0.00	0	0
ARMM	0	0	0	0	0.00	0	0
CARAGA	0	0	0	0	0.00	0	0

