

Table 2K.1 - Leprosy

Leprosy Cases, Prevalence Rate and Number of Cases Cured
by Region, Province and City
Philippines, 2017

First Quarter

Area	Population	Leprosy Cases (Undergoing tx)				No. of Leprosy cases cured			
		Male	Female	Total	Prev.R ate	Male	Female	Total	%
PHILIPPINES	104,921,600	4	1	5	0.00	1	0	1	20.00
N C R	12,918,977	4	1	5	0.00	1	0	1	20.00
Malabon	366,709	0	0	0	0.00	0	0	0	0.00
Navotas	250,271	0	0	0	0.00	0	0	0	0.00
Valenzuela City	622,432	0	0	0	0.00	0	0	0	0.00
Caloocan City	1,589,110	0	0	0	0.00	0	0	0	0.00
Marikina City	452,201	0	1	1	0.02	0	0	0	0.00
Pasig City	757,747	0	0	0	0.00	1	0	1	0.00
Pateros	64,047	0	0	0	0.00	0	0	0	0.00
Taguig	807,523	4	0	4	0.05	0	0	0	0.00
Quezon City	2,945,629	0	0	0	0.00	0	0	0	0.00
Makati City	584,490	0	0	0	0.00	0	0	0	0.00
Mandaluyong City	387,528	0	0	0	0.00	0	0	0	0.00
San Juan	122,576	0	0	0	0.00	0	0	0	0.00
Manila City	1,785,917	0	0	0	0.00	0	0	0	0.00
Las Piñas City	590,802	0	0	0	0.00	0	0	0	0.00
Muntinlupa City	506,144	0	0	0	0.00	0	0	0	0.00

Parañaque City	667,979	0	0	0	0.00	0	0	0	0.00
Pasay City	417,872	0	0	0	0.00	0	0	0	0.00
C A R	1,847,347	0	0	0	0.00	0	0	0	0.00
Abra	256,026			0	0.00			0	0.00
Apayao	131,153			0	0.00			0	0.00
Benguet	464,636			0	0.00			0	0.00
Ifugao	223,352			0	0.00			0	0.00
Kalinga	233,593			0	0.00			0	0.00
Mt. Province	178,971			0	0.00			0	0.00
Baguio City	359,616			0	0.00			0	0.00
Region 1	5,263,258	0	0	0	0.00	0	0	0	0.00
Ilocos Note	484,494			0	0.00			0	0.00
Ilocos Sur	589,290			0	0.00			0	0.00
La Union	681,693			0	0.00			0	0.00
Pangasinan	2,532,532			0	0.00			0	0.00
Alaminos City	95,689			0	0.00			0	0.00
Candon City	62,112			0	0.00			0	0.00
Dagupan City	182,690			0	0.00			0	0.00
Laoag City	111,710			0	0.00			0	0.00
San Carlos City	201,143			0	0.00			0	0.00
San Fernando City	124,900			0	0.00			0	0.00
Urdueta City	141,803			0	0.00			0	0.00
Vigan City	55,202			0	0.00			0	0.00
Region 2	3,595,622	0	0	0	0.00	0	0	0	0.00

Batanes	18,971			0	0.00			0	0.00
Cagayan	1,078,135			0	0.00			0	0.00
Isabela	1,230,706			0	0.00			0	0.00
Nueva Vizcaya	477,778			0	0.00			0	0.00
Quirino	205,567			0	0.00			0	0.00
Cauayan City	134,673			0	0.00			0	0.00
Ilagan City	151,356			0	0.00			0	0.00
Santiago City	140,191			0	0.00			0	0.00
Tuguegarao City	158,245			0	0.00			0	0.00
Region 3	11,427,140	0	0	0	0.00	0	0	0	0.00
Aurora	237,604			0	0.00			0	0.00
Bataan	671,252			0	0.00			0	0.00
Bulacan	2,333,965			0	0.00			0	0.00
Nueva Ecija	1,480,580			0	0.00			0	0.00
Pampanga	1,639,177			0	0.00			0	0.00
Tarlac	1,052,247			0	0.00			0	0.00
Zambales	607,963			0	0.00			0	0.00
Angeles City	411,264			0	0.00			0	0.00
Balanga City	97,024			0	0.00			0	0.00
Cabanatuan City	303,032			0	0.00			0	0.00
City of San Fernando	306,383			0	0.00			0	0.00
Gapan City	110,595			0	0.00			0	0.00
Mabalacat City	250,573			0	0.00			0	0.00
Malolos City	260,690			0	0.00			0	0.00
Meycauayan City	216,230			0	0.00			0	0.00
Olongapo	239,790			0	0.00			0	0.00

Palayan City	41,150			0	0.00			0	0.00
San Jose City	140,108			0	0.00			0	0.00
San Jose del Monte City	593,712			0	0.00			0	0.00
Science City of Munoz	81,699			0	0.00			0	0.00
Tarlac City	352,102			0	0.00			0	0.00
Region 4A	14,659,354	0	0	0	0.00	0	0	0	0.00
Batangas	1,849,727			0	0.00			0	0.00
Cavite	1,370,415			0	0.00			0	0.00
Laguna	1,013,373			0	0.00			0	0.00
Quezon	1,850,661			0	0.00			0	0.00
Rizal	2,169,034			0	0.00			0	0.00
Antipolo City	798,926			0	0.00			0	0.00
Bacoor City	600,403			0	0.00			0	0.00
Batangas City	328,280			0	0.00			0	0.00
Biñan City	339,800			0	0.00			0	0.00
Cabuyao City	315,023			0	0.00			0	0.00
Calamba City	463,727			0	0.00			0	0.00
Cavite City	102,771			0	0.00			0	0.00
Dasmarinas City	658,793			0	0.00			0	0.00
General Trias City	314,195			0	0.00			0	0.00
Imus City	403,647			0	0.00			0	0.00
Lipa City	330,780			0	0.00			0	0.00
Lucena City	280,472			0	0.00			0	0.00
San Pablo City	271,478			0	0.00			0	0.00
San Pedro City	332,434			0	0.00			0	0.00
Santa Rosa City	360,960			0	0.00			0	0.00
Tagaytay City	71,157			0	0.00			0	0.00
Tanauan City	172,528			0	0.00			0	0.00

Tayabas City	105,110			0	0.00			0	0.00
Trece Martires City	155,660			0	0.00			0	0.00
Region 4B	3,216,467	0	0	0	0.00	0	0	0	0.00
Marinduque	259,577			0	0.00			0	0.00
Mindoro Occidental	533,874			0	0.00			0	0.00
Mindoro Oriental	917,824			0	0.00			0	0.00
Palawan	906,323			0	0.00			0	0.00
Romblon	326,679			0	0.00			0	0.00
Puerto Princesa City	272,190			0	0.00			0	0.00
Region 5	6,266,653	0	0	0	0.00	0	0	0	0.00
Albay	1,194,430			0	0.00			0	0.00
Camarines Norte	629,884			0	0.00			0	0.00
Camarines Sur	1,786,113			0	0.00			0	0.00
Catanduanes	287,041			0	0.00			0	0.00
Masbate	958,009			0	0.00			0	0.00
Sorsogon	866,924			0	0.00			0	0.00
Iriga City	121,360			0	0.00			0	0.00
Legaspi City	210,047			0	0.00			0	0.00
Naga City	212,845			0	0.00			0	0.00
Region 6	7,919,888	0	0	0	0.00	0	0	0	0.00
Aklan	600,348			0	0.00			0	0.00
Antique	632,798			0	0.00			0	0.00
Capiz	612,662			0	0.00			0	0.00

Guimaras	182,501			0	0.00			0	0.00
Iloilo	1,918,628			0	0.00			0	0.00
Negros Occidental	1,125,762			0	0.00			0	0.00
Bacolod City	597,740			0	0.00			0	0.00
Bago City	181,895			0	0.00			0	0.00
Cadiz City	164,599			0	0.00			0	0.00
Escalante City	100,075			0	0.00			0	0.00
Himamaylan City	113,702			0	0.00			0	0.00
Iloilo City	463,139			0	0.00			0	0.00
Kabankalan City	193,593			0	0.00			0	0.00
La Carlota City	68,584			0	0.00			0	0.00
Passi City	83,267			0	0.00			0	0.00
Roxas City	172,140			0	0.00			0	0.00
Sagay City	155,600			0	0.00			0	0.00
San Carlos City	140,996			0	0.00			0	0.00
Silay City	135,032			0	0.00			0	0.00
Sipalay City	74,543			0	0.00			0	0.00
Talisay City	108,738			0	0.00			0	0.00
Victorias City	93,546			0	0.00			0	0.00
Region 7	7,689,735	0	0	0	0.00	0	0	0	0.00
Bohol	1,323,414			0	0.00			0	0.00
Cebu	2,440,782			0	0.00			0	0.00
Negros Oriental	953,432			0	0.00			0	0.00
Siquijor	104,634			0	0.00			0	0.00
Bais City	81,328			0	0.00			0	0.00
Bayawan City	125,684			0	0.00			0	0.00
Canlaon City	58,108			0	0.00			0	0.00

Cebu City	936,521			0	0.00			0	0.00
Danao City	138,528			0	0.00			0	0.00
Dumaguete City	140,050			0	0.00			0	0.00
Lapu-Lapu City	414,265			0	0.00			0	0.00
Mandaue City	368,121			0	0.00			0	0.00
Tagbilaran City	115,039			0	0.00			0	0.00
Talisay City	231,077			0	0.00			0	0.00
Tanjay City	85,849			0	0.00			0	0.00
Toledo City	172,903			0	0.00			0	0.00
Region 8	4,704,894	0	0	0	0.00	0	0	0	0.00
Biliran	191,837			0	0.00			0	0.00
Eastern Samar	494,944			0	0.00			0	0.00
Northern Leyte	1,558,603			0	0.00			0	0.00
Northern Samar	689,007			0	0.00			0	0.00
Southern Leyte	361,717			0	0.00			0	0.00
Western Samar	645,788			0	0.00			0	0.00
Calbayog City	198,999			0	0.00			0	0.00
Maasin City	92,056			0	0.00			0	0.00
Ormoc City	222,004			0	0.00			0	0.00
Tacloban City	249,939			0	0.00			0	0.00
Region 9	3,896,152	0	0	0	0.00	0	0	0	0.00
Zamboanga del Norte	853,006			0	0.00			0	0.00
Zamboanga del Sur	875,453			0	0.00			0	0.00
Zamboanga Sibugay	682,270			0	0.00			0	0.00
Dapitan City	88,075			0	0.00			0	0.00

Dipolog City	139,734			0	0.00			0	0.00
Isabela City	113,312			0	0.00			0	0.00
Pagadian City	214,717			0	0.00			0	0.00
Zamboanga City	929,585			0	0.00			0	0.00
Region 10	4,857,341	0	0	0	0.00	0	0	0	0.00
Bukidnon	1,074,188			0	0.00			0	0.00
Camiguin	95,407			0	0.00			0	0.00
Lanao del Norte	709,977			0	0.00			0	0.00
Misamis Occidental	346,249			0	0.00			0	0.00
Misamis Oriental	731,104			0	0.00			0	0.00
Cagayan de Oro City	692,476			0	0.00			0	0.00
El Salvador City	51,431			0	0.00			0	0.00
Gingoog City	127,695			0	0.00			0	0.00
Iligan City	359,629			0	0.00			0	0.00
Malaybalay City	179,056			0	0.00			0	0.00
Oroquieta City	75,030			0	0.00			0	0.00
Ozamis City	150,393			0	0.00			0	0.00
Tangub City	66,816			0	0.00			0	0.00
Valencia City	197,890			0	0.00			0	0.00
Region 11	5,153,130	0	0	0	0.00	0	0	0	0.00
Compostela Valley	792,056			0	0.00			0	0.00
Davao del Norte	1,081,260			0	0.00			0	0.00
Davao del Sur	657,018								
Davao Oriental	598,176			0	0.00			0	0.00
Davao Occidental	328,560			0	0.00			0	0.00

Davao City	1,696,060			0	0.00			0	0.00
Region 12	4,780,211	0	0	0	0.00	0	0	0	0.00
North Cotabato	1,433,708			0	0.00			0	0.00
Sarangani	578,658			0	0.00			0	0.00
South Cotabato	957,215			0	0.00			0	0.00
Sultan Kudarat	868,777			0	0.00			0	0.00
Cotabato City	320,178			0	0.00			0	0.00
Gen. Santos City	621,675			0	0.00			0	0.00
A.R.M.M.	3,896,848	0	0	0	0.00	0	0	0	0.00
Basilan	278,875			0	0.00			0	0.00
Lanao del Sur	907,663			0	0.00			0	0.00
Maguindanao	1,123,143			0	0.00			0	0.00
Sulu	855,540			0	0.00			0	0.00
Tawi-Tawi	437,801			0	0.00			0	0.00
Lamitan City	76,729			0	0.00			0	0.00
Marawi City	217,097			0	0.00			0	0.00
CARAGA	2,828,583	0	0	0	0.00	0	0	0	0.00
Agusan del Norte	382,932			0	0.00			0	0.00
Agusan del Sur	783,933			0	0.00			0	0.00
Surigao del Norte	345,210			0	0.00			0	0.00
Surigao del Sur	541,169			0	0.00			0	0.00
Province of Dinagat	147,679			0	0.00			0	0.00

Bislig City	102,789		0	0.00		0	0.00
Butuan City	364,093		0	0.00		0	0.00
Surigao City	160,778		0	0.00		0	0.00

Legend:

0 = No Case

* = No Report

Prevalence Rate = No. of Leprosy cases / Total Pop. X 10,000

Table 2K.1 - Leprosy

Leprosy Cases, Prevalence Rate and Number of Cases Cured
by Region, Province and City
Philippines, 2017

Second Quarter

Area	Population	Leprosy Cases (Undergoing tx)				No. of Leprosy cases cured			
		Male	Female	Total	Prev.Rate	Male	Female	Total	%
PHILIPPINES	104,921,600	5	0	5	0.00	0	0	0	0.00
N C R	12,918,977	5	0	5	0.00	0	0	0	0.00
Malabon	366,709	0	0	0	0.00	0	0	0	0.00
Navotas	250,271	0	0	0	0.00	0	0	0	0.00
Valenzuela City	622,432	0	0	0	0.00	0	0	0	0.00
Caloocan City	1,589,110	0	0	0	0.00	0	0	0	0.00
Marikina City	452,201	0	0	0	0.00	0	0	0	0.00
Pasig City	757,747	0	0	0	0.00	0	0	0	0.00
Pateros	64,047	0	0	0	0.00	0	0	0	0.00
Taguig	807,523	5	0	5	0.06	0	0	0	0.00
Quezon City	2,945,629	0	0	0	0.00	0	0	0	0.00
Makati City	584,490	0	0	0	0.00	0	0	0	0.00
Mandaluyong City	387,528	0	0	0	0.00	0	0	0	0.00
San Juan	122,576	0	0	0	0.00	0	0	0	0.00
Manila City	1,785,917	0	0	0	0.00	0	0	0	0.00
Las Piñas City	590,802	0	0	0	0.00	0	0	0	0.00
Muntinlupa City	506,144	0	0	0	0.00	0	0	0	0.00
Parañaque City	667,979	0	0	0	0.00	0	0	0	0.00

Pasay City	417,872	0	0	0	0.00	0	0	0	0.00
C A R	1,847,347	0	0	0	0.00	0	0	0	0.00
Abra	256,026			0	0.00			0	0.00
Apayao	131,153			0	0.00			0	0.00
Benguet	464,636			0	0.00			0	0.00
Ifugao	223,352			0	0.00			0	0.00
Kalinga	233,593			0	0.00			0	0.00
Mt. Province	178,971			0	0.00			0	0.00
Baguio City	359,616			0	0.00			0	0.00
Region 1	5,263,258	0	0	0	0.00	0	0	0	0.00
Ilocos Norte	484,494			0	0.00			0	0.00
Ilocos Sur	589,290			0	0.00			0	0.00
La Union	681,693			0	0.00			0	0.00
Pangasinan	2,532,532			0	0.00			0	0.00
Alaminos City	95,689			0	0.00			0	0.00
Candon City	62,112			0	0.00			0	0.00
Dagupan City	182,690			0	0.00			0	0.00
Laoag City	111,710			0	0.00			0	0.00
San Carlos City	201,143			0	0.00			0	0.00
San Fernando City	124,900			0	0.00			0	0.00
Urdaneta City	141,803			0	0.00			0	0.00
Vigan City	55,202			0	0.00			0	0.00
Region 2	3,595,622	0	0	0	0.00	0	0	0	0.00

Batanes	18,971			0	0.00			0	0.00
Cagayan	1,078,135			0	0.00			0	0.00
Isabela	1,230,706			0	0.00			0	0.00
Nueva Vizcaya	477,778			0	0.00			0	0.00
Quirino	205,567			0	0.00			0	0.00
Cauayan City	134,673			0	0.00			0	0.00
Iligan City	151,356			0	0.00			0	0.00
Santiago City	140,191			0	0.00			0	0.00
Tuguegarao City	158,245			0	0.00			0	0.00
Region 3	11,427,140	0	0	0	0.00	0	0	0	0.00
Aurora	237,604			0	0.00			0	0.00
Bataan	671,252			0	0.00			0	0.00
Bulacan	2,333,965			0	0.00			0	0.00
Nueva Ecija	1,480,580			0	0.00			0	0.00
Pampanga	1,639,177			0	0.00			0	0.00
Tarlac	1,052,247			0	0.00			0	0.00
Zambales	607,963			0	0.00			0	0.00
Angeles City	411,264			0	0.00			0	0.00
Balanga City	97,024			0	0.00			0	0.00
Cabanatuan City	303,032			0	0.00			0	0.00
City of San Fernando	306,383			0	0.00			0	0.00
Gapan City	110,595			0	0.00			0	0.00
Mabalacat City	250,573			0	0.00			0	0.00
Malolos City	260,690			0	0.00			0	0.00
Meycauayan City	216,230			0	0.00			0	0.00
Olongapo	239,790			0	0.00			0	0.00
Palayan City	41,150			0	0.00			0	0.00

San Jose City	140,108			0	0.00			0	0.00
San Jose del Monte City	593,712			0	0.00			0	0.00
Science City of Munoz	81,699			0	0.00			0	0.00
Tarlac City	352,102			0	0.00			0	0.00
Region 4A	14,659,354	0	0	0	0.00	0	0	0	0.00
Batangas	1,849,727			0	0.00			0	0.00
Cavite	1,370,415			0	0.00			0	0.00
Laguna	1,013,373			0	0.00			0	0.00
Quezon	1,850,661			0	0.00			0	0.00
Rizal	2,169,034			0	0.00			0	0.00
Antipolo City	798,926			0	0.00			0	0.00
Bacoor City	600,403			0	0.00			0	0.00
Batangas City	328,280			0	0.00			0	0.00
Biñan City	339,800			0	0.00			0	0.00
Cabuyao City	315,023			0	0.00			0	0.00
Calamba City	463,727			0	0.00			0	0.00
Cavite City	102,771			0	0.00			0	0.00
Dasmariñas City	658,793			0	0.00			0	0.00
General Trias City	314,195			0	0.00			0	0.00
Imus City	403,647			0	0.00			0	0.00
Lipa City	330,780			0	0.00			0	0.00
Lucena City	280,472			0	0.00			0	0.00
San Pablo City	271,478			0	0.00			0	0.00
San Pedro City	332,434			0	0.00			0	0.00
Santa Rosa City	360,960			0	0.00			0	0.00
Tagaytay City	71,157			0	0.00			0	0.00
Tanauan City	172,528			0	0.00			0	0.00
Tayabas City	105,110			0	0.00			0	0.00

Trece Martires City	155,660			0	0.00			0	0.00
Region 4B	3,216,467	0	0	0	0.00	0	0	0	0.00
Marinduque	259,577			0	0.00			0	0.00
Mindoro Occidental	533,874			0	0.00			0	0.00
Mindoro Oriental	917,824			0	0.00			0	0.00
Palawan	906,323			0	0.00			0	0.00
Romblon	326,679			0	0.00			0	0.00
Puerto Princesa City	272,190			0	0.00			0	0.00
Region 5	6,266,653	0	0	0	0.00	0	0	0	0.00
Albay	1,194,430			0	0.00			0	0.00
Camarines Norte	629,884			0	0.00			0	0.00
Camarines Sur	1,786,113			0	0.00			0	0.00
Catanduanes	287,041			0	0.00			0	0.00
Masbate	958,009			0	0.00			0	0.00
Sorsogon	866,924			0	0.00			0	0.00
Iriga City	121,360			0	0.00			0	0.00
Legaspi City	210,047			0	0.00			0	0.00
Naga City	212,845			0	0.00			0	0.00
Region 6	7,919,888	0	0	0	0.00	0	0	0	0.00
Aklan	600,348			0	0.00			0	0.00
Antique	632,798			0	0.00			0	0.00
Capiz	612,662			0	0.00			0	0.00
Guimaras	182,501			0	0.00			0	0.00

Iloilo	1,918,628			0	0.00			0	0.00
Negros Occidental	1,125,762			0	0.00			0	0.00
Bacolod City	597,740			0	0.00			0	0.00
Bago City	181,895			0	0.00			0	0.00
Cadiz City	164,599			0	0.00			0	0.00
Escalante City	100,075			0	0.00			0	0.00
Himamaylan City	113,702			0	0.00			0	0.00
Iloilo City	463,139			0	0.00			0	0.00
Kabankalan City	193,593			0	0.00			0	0.00
La Carlota City	68,584			0	0.00			0	0.00
Passi City	83,267			0	0.00			0	0.00
Roxas City	172,140			0	0.00			0	0.00
Sagay City	155,600			0	0.00			0	0.00
San Carlos City	140,996			0	0.00			0	0.00
Silay City	135,032			0	0.00			0	0.00
Sipalay City	74,543			0	0.00			0	0.00
Talisay City	108,738			0	0.00			0	0.00
Victorias City	93,546			0	0.00			0	0.00
Region 7	7,689,735	0	0	0	0.00	0	0	0	0.00
Bohol	1,323,414			0	0.00			0	0.00
Cebu	2,440,782			0	0.00			0	0.00
Negros Oriental	953,432			0	0.00			0	0.00
Siquijor	104,634			0	0.00			0	0.00
Bais City	81,328			0	0.00			0	0.00
Bayawan City	125,684			0	0.00			0	0.00
Canlaon City	58,108			0	0.00			0	0.00
Cebu City	936,521			0	0.00			0	0.00

Danao City	138,528			0	0.00			0	0.00
Dumaguete City	140,050			0	0.00			0	0.00
Lapu-Lapu City	414,265			0	0.00			0	0.00
Mandaue City	368,121			0	0.00			0	0.00
Tagbilaran City	115,039			0	0.00			0	0.00
Talisay City	231,077			0	0.00			0	0.00
Tanjay City	85,849			0	0.00			0	0.00
Toledo City	172,903			0	0.00			0	0.00
Region 8	4,704,894	0	0	0	0.00	0	0	0	0.00
Biliran	191,837			0	0.00			0	0.00
Eastern Samar	494,944			0	0.00			0	0.00
Northern Leyte	1,558,603			0	0.00			0	0.00
Northern Samar	689,007			0	0.00			0	0.00
Southern Leyte	361,717			0	0.00			0	0.00
Western Samar	645,788			0	0.00			0	0.00
Calbayog City	198,999			0	0.00			0	0.00
Maasin City	92,056			0	0.00			0	0.00
Ormoc City	222,004			0	0.00			0	0.00
Tacloban City	249,939			0	0.00			0	0.00
Region 9	3,896,152	0	0	0	0.00	0	0	0	0.00
Zamboanga del Norte	853,006			0	0.00			0	0.00
Zamboanga del Sur	875,453			0	0.00			0	0.00
Zamboanga Sibugay	682,270			0	0.00			0	0.00
Dapitan City	88,075			0	0.00			0	0.00
Dipolog City	139,734			0	0.00			0	0.00

Isabela City	113,312			0	0.00			0	0.00
Pagadian City	214,717			0	0.00			0	0.00
Zamboanga City	929,585			0	0.00			0	0.00
Region 10	4,857,341	0	0	0	0.00	0	0	0	0.00
Bukidnon	1,074,188			0	0.00			0	0.00
Camiguin	95,407			0	0.00			0	0.00
Lanao del Norte	709,977			0	0.00			0	0.00
Misamis Occidental	346,249			0	0.00			0	0.00
Misamis Oriental	731,104			0	0.00			0	0.00
Cagayan de Oro City	692,476			0	0.00			0	0.00
El Salvador City	51,431			0	0.00			0	0.00
Gingoog City	127,695			0	0.00			0	0.00
Iligan City	359,629			0	0.00			0	0.00
Malaybalay City	179,056			0	0.00			0	0.00
Oroquieta City	75,030			0	0.00			0	0.00
Ozamis City	150,393			0	0.00			0	0.00
Tangub City	66,816			0	0.00			0	0.00
Valencia City	197,890			0	0.00			0	0.00
Region 11	5,153,130	0	0	0	0.00	0	0	0	0.00
Compostela Valley	792,056			0	0.00			0	0.00
Davao del Norte	1,081,260			0	0.00			0	0.00
Davao del Sur	657,018			0	0.00			0	0.00
Davao Oriental	598,176			0	0.00			0	0.00
Davao Occidental	328,560			0	0.00			0	0.00
Davao City	1,696,060			0	0.00			0	0.00

Region 12	4,780,211	0	0	0	0.00	0	0	0	0.00
North Cotabato	1,433,708			0	0.00			0	0.00
Sarangani	578,658			0	0.00			0	0.00
South Cotabato	957,215			0	0.00			0	0.00
Sultan Kudarat	868,777			0	0.00			0	0.00
Cotabato City	320,178			0	0.00			0	0.00
Gen. Santos City	621,675			0	0.00			0	0.00
A.R.M.M.	3,896,848	0	0	0	0.00	0	0	0	0.00
Basilan	278,875			0	0.00			0	0.00
Lanao del Sur	907,663			0	0.00			0	0.00
Maguindanao	1,123,143			0	0.00			0	0.00
Sulu	855,540			0	0.00			0	0.00
Tawi-Tawi	437,801			0	0.00			0	0.00
Lamitan City	76,729			0	0.00			0	0.00
Marawi City	217,097			0	0.00			0	0.00
CARAGA	2,828,583	0	0	0	0.00	0	0	0	0.00
Agusan del Norte	382,932			0	0.00			0	0.00
Agusan del Sur	783,933			0	0.00			0	0.00
Surigao del Norte	345,210			0	0.00			0	0.00
Surigao del Sur	541,169			0	0.00			0	0.00
Province of Dinagat	147,679			0	0.00			0	0.00
Bislig City	102,789			0	0.00			0	0.00

Butuan City	364,093		0	0.00		0	0.00
Surigao City	160,778		0	0.00		0	0.00

Legend:

0 = No Case

* = No Report

Prevalence Rate = No. of Leprosy cases / Total Pop. X 10,000

Table 2K.1 - Leprosy

Leprosy Cases, Prevalence Rate and Number of Cases Cured
by Region, Province and City
Philippines, 2017

Third Quarter

Area	Population	Leprosy Cases (Undergoing tx)				No. of Leprosy cases cured			
		Male	Female	Total	Prev.R ate	Male	Female	Total	%
PHILIPPINES	104,921,600	7	0	7	0.00	6	0	6	85.71
N C R	12,918,977	7	0	7	0.01	6	0	6	85.71
Malabon	366,709	0	0	0	0.00	0	0	0	0.00
Navotas	250,271	0	0	0	0.00	0	0	0	0.00
Valenzuela City	622,432	0	0	0	0.00	0	0	0	0.00
Caloocan City	1,589,110	0	0	0	0.00	0	0	0	0.00
Marikina City	452,201	1	0	1	0.02	0	0	0	0.00
Pasig City	757,747	0	0	0	0.00	0	0	0	0.00
Pateros	64,047	0	0	0	0.00	0	0	0	0.00
Taguig	807,523	6	0	6	0.07	6	0	6	100.00
Quezon City	2,945,629	0	0	0	0.00	0	0	0	0.00
Makati City	584,490	0	0	0	0.00	0	0	0	0.00
Mandaluyong City	387,528	0	0	0	0.00	0	0	0	0.00
San Juan	122,576	0	0	0	0.00	0	0	0	0.00
Manila City	1,785,917	0	0	0	0.00	0	0	0	0.00
Las Piñas City	590,802	0	0	0	0.00	0	0	0	0.00
Muntinlupa City	506,144	0	0	0	0.00	0	0	0	0.00

Parañaque City	667,979	0	0	0	0.00	0	0	0	0.00
Pasay City	417,872	0	0	0	0.00	0	0	0	0.00
C A R	1,847,347	0	0	0	0.00	0	0	0	0.00
Abra	256,026			0	0.00			0	0.00
Apayao	131,153			0	0.00			0	0.00
Benguet	464,636			0	0.00			0	0.00
Ifugao	223,352			0	0.00			0	0.00
Kalinga	233,593			0	0.00			0	0.00
Mt. Province	178,971			0	0.00			0	0.00
Baguio City	359,616			0	0.00			0	0.00
Region 1	5,263,258	0	0	0	0.00	0	0	0	0.00
Ilocos Note	484,494			0	0.00			0	0.00
Ilocos Sur	589,290			0	0.00			0	0.00
La Union	681,693			0	0.00			0	0.00
Pangasinan	2,532,532			0	0.00			0	0.00
Alaminos City	95,689			0	0.00			0	0.00
Candon City	62,112			0	0.00			0	0.00
Dagupan City	182,690			0	0.00			0	0.00
Laoag City	111,710			0	0.00			0	0.00
San Carlos City	201,143			0	0.00			0	0.00
San Fernando City	124,900			0	0.00			0	0.00
Urdaneta City	141,803			0	0.00			0	0.00
Vigan City	55,202			0	0.00			0	0.00
Region 2	3,595,622	0	0	0	0.00	0	0	0	0.00

Batanes	18,971			0	0.00			0	0.00
Cagayan	1,078,135			0	0.00			0	0.00
Isabela	1,230,706			0	0.00			0	0.00
Nueva Vizcaya	477,778			0	0.00			0	0.00
Quirino	205,567			0	0.00			0	0.00
Cauayan City	134,673			0	0.00			0	0.00
Ilagan City	151,356			0	0.00			0	0.00
Santiago City	140,191			0	0.00			0	0.00
Tuguegarao City	158,245			0	0.00			0	0.00
Region 3	11,427,140	0	0	0	0.00	0	0	0	0.00
Aurora	237,604			0	0.00			0	0.00
Bataan	671,252			0	0.00			0	0.00
Bulacan	2,333,965			0	0.00			0	0.00
Nueva Ecija	1,480,580			0	0.00			0	0.00
Pampanga	1,639,177			0	0.00			0	0.00
Tarlac	1,052,247			0	0.00			0	0.00
Zambales	607,963			0	0.00			0	0.00
Angeles City	411,264			0	0.00			0	0.00
Balanga City	97,024			0	0.00			0	0.00
Cabanatuan City	303,032			0	0.00			0	0.00
City of San Fernando	306,383			0	0.00			0	0.00
Gapan City	110,595			0	0.00			0	0.00
Mabalacat City	250,573			0	0.00			0	0.00
Malolos City	260,690			0	0.00			0	0.00
Meycauayan City	216,230			0	0.00			0	0.00
Olongapo	239,790			0	0.00			0	0.00

Palayan City	41,150			0	0.00			0	0.00
San Jose City	140,108			0	0.00			0	0.00
San Jose del Monte City	593,712			0	0.00			0	0.00
Science City of Munoz	81,699			0	0.00			0	0.00
Tarlac City	352,102			0	0.00			0	0.00
Region 4A	14,659,354	0	0	0	0.00	0	0	0	0.00
Batangas	1,849,727			0	0.00			0	0.00
Cavite	1,370,415			0	0.00			0	0.00
Laguna	1,013,373			0	0.00			0	0.00
Quezon	1,850,661			0	0.00			0	0.00
Rizal	2,169,034			0	0.00			0	0.00
Antipolo City	798,926			0	0.00			0	0.00
Bacoor City	600,403			0	0.00			0	0.00
Batangas City	328,280			0	0.00			0	0.00
Biñan City	339,800			0	0.00			0	0.00
Cabuyao City	315,023			0	0.00			0	0.00
Calamba City	463,727			0	0.00			0	0.00
Cavite City	102,771			0	0.00			0	0.00
Dasmariñas City	658,793			0	0.00			0	0.00
General Trias City	314,195			0	0.00			0	0.00
Imus City	403,647			0	0.00			0	0.00
Lipa City	330,780			0	0.00			0	0.00
Lucena City	280,472			0	0.00			0	0.00
San Pablo City	271,478			0	0.00			0	0.00
San Pedro City	332,434			0	0.00			0	0.00
Santa Rosa City	360,960			0	0.00			0	0.00
Tagaytay City	71,157			0	0.00			0	0.00
Tanauan City	172,528			0	0.00			0	0.00

Tayabas City	105,110			0	0.00			0	0.00
Trece Martires City	155,660			0	0.00			0	0.00
Region 4B	3,216,467	0	0	0	0.00	0	0	0	0.00
Marinduque	259,577			0	0.00			0	0.00
Mindoro Occidental	533,874			0	0.00			0	0.00
Mindoro Oriental	917,824			0	0.00			0	0.00
Palawan	906,323			0	0.00			0	0.00
Romblon	326,679			0	0.00			0	0.00
Puerto Princesa City	272,190			0	0.00			0	0.00
Region 5	6,266,653	0	0	0	0.00	0	0	0	0.00
Albay	1,194,430			0	0.00			0	0.00
Camarines Norte	629,884			0	0.00			0	0.00
Camarines Sur	1,786,113			0	0.00			0	0.00
Catanduanes	287,041			0	0.00			0	0.00
Masbate	958,009			0	0.00			0	0.00
Sorsogon	866,924			0	0.00			0	0.00
Iriga City	121,360			0	0.00			0	0.00
Legaspi City	210,047			0	0.00			0	0.00
Naga City	212,845			0	0.00			0	0.00
Region 6	7,919,888	0	0	0	0.00	0	0	0	0.00
Aklan	600,348			0	0.00			0	0.00
Antique	632,798			0	0.00			0	0.00
Capiz	612,662			0	0.00			0	0.00

Guimaras	182,501			0	0.00			0	0.00
Iloilo	1,918,628			0	0.00			0	0.00
Negros Occidental	1,125,762			0	0.00			0	0.00
Bacolod City	597,740			0	0.00			0	0.00
Bago City	181,895			0	0.00			0	0.00
Cadiz City	164,599			0	0.00			0	0.00
Escalante City	100,075			0	0.00			0	0.00
Himamaylan City	113,702			0	0.00			0	0.00
Iloilo City	463,139			0	0.00			0	0.00
Kabankalan City	193,593			0	0.00			0	0.00
La Carlota City	68,584			0	0.00			0	0.00
Passi City	83,267			0	0.00			0	0.00
Roxas City	172,140			0	0.00			0	0.00
Sagay City	155,600			0	0.00			0	0.00
San Carlos City	140,996			0	0.00			0	0.00
Silay City	135,032			0	0.00			0	0.00
Sipalay City	74,543			0	0.00			0	0.00
Talisay City	108,738			0	0.00			0	0.00
Victorias City	93,546			0	0.00			0	0.00
Region 7	7,689,735	0	0	0	0.00	0	0	0	0.00
Bohol	1,323,414			0	0.00			0	0.00
Cebu	2,440,782			0	0.00			0	0.00
Negros Oriental	953,432			0	0.00			0	0.00
Siquijor	104,634			0	0.00			0	0.00
Bais City	81,328			0	0.00			0	0.00
Bayawan City	125,684			0	0.00			0	0.00
Canlaon City	58,108			0	0.00			0	0.00

Cebu City	936,521			0	0.00			0	0.00
Danao City	138,528			0	0.00			0	0.00
Dumaguete City	140,050			0	0.00			0	0.00
Lapu-Lapu City	414,265			0	0.00			0	0.00
Mandaue City	368,121			0	0.00			0	0.00
Tagbilaran City	115,039			0	0.00			0	0.00
Talisay City	231,077			0	0.00			0	0.00
Tanjay City	85,849			0	0.00			0	0.00
Toledo City	172,903			0	0.00			0	0.00
Region 8	4,704,894	0	0	0	0.00	0	0	0	0.00
Biliran	191,837			0	0.00			0	0.00
Eastern Samar	494,944			0	0.00			0	0.00
Northern Leyte	1,558,603			0	0.00			0	0.00
Northern Samar	689,007			0	0.00			0	0.00
Southern Leyte	361,717			0	0.00			0	0.00
Western Samar	645,788			0	0.00			0	0.00
Calbayog City	198,999			0	0.00			0	0.00
Maasin City	92,056			0	0.00			0	0.00
Ormoc City	222,004			0	0.00			0	0.00
Tacloban City	249,939			0	0.00			0	0.00
Region 9	3,896,152	0	0	0	0.00	0	0	0	0.00
Zamboanga del Norte	853,006			0	0.00			0	0.00
Zamboanga del Sur	875,453			0	0.00			0	0.00
Zamboanga Sibugay	682,270			0	0.00			0	0.00
Dapitan City	88,075			0	0.00			0	0.00

Dipolog City	139,734			0	0.00			0	0.00
Isabela City	113,312			0	0.00			0	0.00
Pagadian City	214,717			0	0.00			0	0.00
Zamboanga City	929,585			0	0.00			0	0.00
Region 10	4,857,341	0	0	0	0.00	0	0	0	0.00
Bukidnon	1,074,188			0	0.00			0	0.00
Camiguin	95,407			0	0.00			0	0.00
Lanao del Norte	709,977			0	0.00			0	0.00
Misamis Occidental	346,249			0	0.00			0	0.00
Misamis Oriental	731,104			0	0.00			0	0.00
Cagayan de Oro City	692,476			0	0.00			0	0.00
El Salvador City	51,431			0	0.00			0	0.00
Gingoog City	127,695			0	0.00			0	0.00
Iligan City	359,629			0	0.00			0	0.00
Malaybalay City	179,056			0	0.00			0	0.00
Oroquieta City	75,030			0	0.00			0	0.00
Ozamis City	150,393			0	0.00			0	0.00
Tangub City	66,816			0	0.00			0	0.00
Valencia City	197,890			0	0.00			0	0.00
Region 11	5,153,130	0	0	0	0.00	0	0	0	0.00
Compostela Valley	792,056			0	0.00			0	0.00
Davao del Norte	1,081,260			0	0.00			0	0.00
Davao del Sur	657,018			0	0.00			0	0.00
Davao Oriental	598,176			0	0.00			0	0.00
Davao Occidental	328,560			0	0.00			0	0.00

Davao City	1,696,060			0	0.00			0	0.00
Region 12	4,780,211	0	0	0	0.00	0	0	0	0.00
North Cotabato	1,433,708			0	0.00			0	0.00
Sarangani	578,658			0	0.00			0	0.00
South Cotabato	957,215			0	0.00			0	0.00
Sultan Kudarat	868,777			0	0.00			0	0.00
Cotabato City	320,178			0	0.00			0	0.00
Gen. Santos City	621,675			0	0.00			0	0.00
A.R.M.M.	3,896,848	0	0	0	0.00	0	0	0	0.00
Basilan	278,875			0	0.00			0	0.00
Lanao del Sur	907,663			0	0.00			0	0.00
Maguindanao	1,123,143			0	0.00			0	0.00
Sulu	855,540			0	0.00			0	0.00
Tawi-Tawi	437,801			0	0.00			0	0.00
Lamitan City	76,729			0	0.00			0	0.00
Marawi City	217,097			0	0.00			0	0.00
CARAGA	2,828,583	0	0	0	0.00	0	0	0	0.00
Agusan del Norte	382,932			0	0.00			0	0.00
Agusan del Sur	783,933			0	0.00			0	0.00
Surigao del Norte	345,210			0	0.00			0	0.00
Surigao del Sur	541,169			0	0.00			0	0.00
Province of Dinagat	147,679			0	0.00			0	0.00

Bislig City	102,789		0	0.00		0	0.00
Butuan City	364,093		0	0.00		0	0.00
Surigao City	160,778		0	0.00		0	0.00

Legend:

0 = No Case

* = No Report

Prevalence Rate = No. of Leprosy cases / Total Pop. X 10,000

Table 2K.1 - Leprosy
 Leprosy Cases, Prevalence Rate and Number of Cases Cured
 by Region, Province and City
 Philippines, 2017

Fourth Quarter

Area	Population	Leprosy Cases (Undergoing tx)				No. of Leprosy cases cured			
		Male	Female	Total	Prev.R ate	Male	Female	Total	%
PHILIPPINES	104,921,600	20	1	21	0.00	1	0	1	4.76
N C R	12,918,977	20	1	21	0.02	1	0	1	4.76
Malabon	366,709	0	0	0	0.00	0	0	0	0.00
Navotas	250,271	0	0	0	0.00	0	0	0	0.00
Valenzuela City	622,432	0	0	0	0.00	0	0	0	0.00
Caloocan City	1,589,110	0	0	0	0.00	0	0	0	0.00
Marikina City	452,201	1	0	1	0.02	0	0	0	0.00
Pasig City	757,747	7	1	8	0.11	0	0	0	0.00
Pateros	64,047	0	0	0	0.00	0	0	0	0.00
Taguig	807,523	10	0	10	0.12	0	0	0	0.00
Quezon City	2,945,629	2	0	2	0.01	1	0	1	50.00
Makati City	584,490	0	0	0	0.00	0	0	0	0.00
Mandaluyong City	387,528	0	0	0	0.00	0	0	0	0.00
San Juan	122,576	0	0	0	0.00	0	0	0	0.00
Manila City	1,785,917	0	0	0	0.00	0	0	0	0.00
Las Piñas City	590,802	0	0	0	0.00	0	0	0	0.00
Muntinlupa City	506,144	0	0	0	0.00	0	0	0	0.00

Parañaque City	667,979	0	0	0	0.00	0	0	0	0.00
Pasay City	417,872	0	0	0	0.00	0	0	0	0.00
C A R	1,847,347	0	0	0	0.00	0	0	0	0.00
Abra	256,026				0.00			0	0.00
Apayao	131,153				0.00			0	0.00
Benguet	464,636				0.00			0	0.00
Ifugao	223,352				0.00			0	0.00
Kalinga	233,593				0.00			0	0.00
Mt. Province	178,971				0.00			0	0.00
Baguio City	359,616				0.00			0	0.00
Region 1	5,263,258	0	0	0	0.00	0	0	0	0.00
Ilocos Note	484,494				0.00			0	0.00
Ilocos Sur	589,290				0.00			0	0.00
La Union	681,693				0.00			0	0.00
Pangasinan	2,532,532				0.00			0	0.00
Alaminos City	95,689				0.00			0	0.00
Candon City	62,112				0.00			0	0.00
Dagupan City	182,690				0.00			0	0.00
Laoag City	111,710				0.00			0	0.00
San Carlos City	201,143				0.00			0	0.00
San Fernando City	124,900				0.00			0	0.00
Urdaneta City	141,803				0.00			0	0.00
Vigan City	55,202				0.00			0	0.00
Region 2	3,595,622	0	0	0	0.00	0	0	0	0.00

0

Batanes	18,971			0	0.00			0	0.00
Cagayan	1,078,135			0	0.00			0	0.00
Isabela	1,230,706			0	0.00			0	0.00
Nueva Vizcaya	477,778			0	0.00			0	0.00
Quirino	205,567			0	0.00			0	0.00
Cauayan City	134,673			0	0.00			0	0.00
Ilagan City	151,356			0	0.00			0	0.00
Santiago City	140,191			0	0.00			0	0.00
Tuguegarao City	158,245			0	0.00			0	0.00
Region 3	11,427,140	0	0	0	0.00	0	0	0	0.00
Aurora	237,604			0	0.00			0	0.00
Bataan	671,252			0	0.00			0	0.00
Bulacan	2,333,965			0	0.00			0	0.00
Nueva Ecija	1,480,580			0	0.00			0	0.00
Pampanga	1,639,177			0	0.00			0	0.00
Tarlac	1,052,247			0	0.00			0	0.00
Zambales	607,963			0	0.00			0	0.00
Angeles City	411,264			0	0.00			0	0.00
Balanga City	97,024			0	0.00			0	0.00
Cabanatuan City	303,032			0	0.00			0	0.00
City of San Fernando	306,383			0	0.00			0	0.00
Gapan City	110,595			0	0.00			0	0.00
Mabalacat City	250,573			0	0.00			0	0.00
Malolos City	260,690			0	0.00			0	0.00
Meycauayan City	216,230			0	0.00			0	0.00
Olongapo	239,790			0	0.00			0	0.00

Palayan City	41,150			0	0.00			0	0.00
San Jose City	140,108			0	0.00			0	0.00
San Jose del Monte City	593,712			0	0.00			0	0.00
Science City of Munoz	81,699			0	0.00			0	0.00
Tarlac City	352,102			0	0.00			0	0.00
Region 4A	14,659,354	0	0	0	0.00	0	0	0	0.00
Batangas	1,849,727			0	0.00			0	0.00
Cavite	1,370,415			0	0.00			0	0.00
Laguna	1,013,373			0	0.00			0	0.00
Quezon	1,850,661			0	0.00			0	0.00
Rizal	2,169,034			0	0.00			0	0.00
Antipolo City	798,926			0	0.00			0	0.00
Bacoor City	600,403			0	0.00			0	0.00
Batangas City	328,280			0	0.00			0	0.00
Biñan City	339,800			0	0.00			0	0.00
Cabuyao City	315,023			0	0.00			0	0.00
Calamba City	463,727			0	0.00			0	0.00
Cavite City	102,771			0	0.00			0	0.00
Dasmariñas City	658,793			0	0.00			0	0.00
General Trias City	314,195			0	0.00			0	0.00
Imus City	403,647			0	0.00			0	0.00
Lipa City	330,780			0	0.00			0	0.00
Lucena City	280,472			0	0.00			0	0.00
San Pablo City	271,478			0	0.00			0	0.00
San Pedro City	332,434			0	0.00			0	0.00
Santa Rosa City	360,960			0	0.00			0	0.00
Tagaytay City	71,157			0	0.00			0	0.00
Tanauan City	172,528			0	0.00			0	0.00

Tayabas City	105,110			0	0.00			0	0.00
Trece Martires City	155,660			0	0.00			0	0.00
Region 4B	3,216,467	0	0	0	0.00	0	0	0	0.00
Marinduque	259,577			0	0.00			0	0.00
Mindoro Occidental	533,874			0	0.00			0	0.00
Mindoro Oriental	917,824			0	0.00			0	0.00
Palawan	906,323			0	0.00			0	0.00
Romblon	326,679			0	0.00			0	0.00
Puerto Princesa City	272,190			0	0.00			0	0.00
Region 5	6,266,653	0	0	0	0.00	0	0	0	0.00
Albay	1,194,430			0	0.00			0	0.00
Camarines Norte	629,884			0	0.00			0	0.00
Camarines Sur	1,786,113			0	0.00			0	0.00
Catanduanes	287,041			0	0.00			0	0.00
Masbate	958,009			0	0.00			0	0.00
Sorsogon	866,924			0	0.00			0	0.00
Iriga City	121,360			0	0.00			0	0.00
Legaspi City	210,047			0	0.00			0	0.00
Naga City	212,845			0	0.00			0	0.00
Region 6	7,919,888	0	0	0	0.00	0	0	0	0.00
Aklan	600,348			0	0.00			0	0.00
Antique	632,798			0	0.00			0	0.00
Capiz	612,662			0	0.00			0	0.00

Guimaras	182,501			0	0.00			0	0.00
Iloilo	1,918,628			0	0.00			0	0.00
Negros Occidental	1,125,762			0	0.00			0	0.00
Bacolod City	597,740			0	0.00			0	0.00
Bago City	181,895			0	0.00			0	0.00
Cadiz City	164,599			0	0.00			0	0.00
Escalante City	100,075			0	0.00			0	0.00
Himamaylan City	113,702			0	0.00			0	0.00
Iloilo City	463,139			0	0.00			0	0.00
Kabankalan City	193,593			0	0.00			0	0.00
La Carlota City	68,584			0	0.00			0	0.00
Passi City	83,267			0	0.00			0	0.00
Roxas City	172,140			0	0.00			0	0.00
Sagay City	155,600			0	0.00			0	0.00
San Carlos City	140,996			0	0.00			0	0.00
Silay City	135,032			0	0.00			0	0.00
Sipalay City	74,543			0	0.00			0	0.00
Talisay City	108,738			0	0.00			0	0.00
Victorias City	93,546			0	0.00			0	0.00
Region 7	7,689,735	0	0	0	0.00	0	0	0	0.00
Bohol	1,323,414			0	0.00			0	0.00
Cebu	2,440,782			0	0.00			0	0.00
Negros Oriental	953,432			0	0.00			0	0.00
Siquijor	104,634			0	0.00			0	0.00
Bais City	81,328			0	0.00			0	0.00
Bayawan City	125,684			0	0.00			0	0.00
Canlaon City	58,108			0	0.00			0	0.00

Cebu City	936,521			0	0.00			0	0.00
Danao City	138,528			0	0.00			0	0.00
Dumaguete City	140,050			0	0.00			0	0.00
Lapu-Lapu City	414,265			0	0.00			0	0.00
Mandaue City	368,121			0	0.00			0	0.00
Tagbilaran City	115,039			0	0.00			0	0.00
Talisay City	231,077			0	0.00			0	0.00
Tanjay City	85,849			0	0.00			0	0.00
Toledo City	172,903			0	0.00			0	0.00
Region 8	4,704,894	0	0	0	0.00	0	0	0	0.00
Biliran	191,837			0	0.00			0	0.00
Eastern Samar	494,944			0	0.00			0	0.00
Northern Leyte	1,558,603			0	0.00			0	0.00
Northern Samar	689,007			0	0.00			0	0.00
Southern Leyte	361,717			0	0.00			0	0.00
Western Samar	645,788			0	0.00			0	0.00
Calbayog City	198,999			0	0.00			0	0.00
Maasin City	92,056			0	0.00			0	0.00
Ormoc City	222,004			0	0.00			0	0.00
Tacloban City	249,939			0	0.00			0	0.00
Region 9	3,896,152	0	0	0	0.00	0	0	0	0.00
Zamboanga del Norte	853,006			0	0.00			0	0.00
Zamboanga del Sur	875,453			0	0.00			0	0.00
Zamboanga Sibugay	682,270			0	0.00			0	0.00
Dapitan City	88,075			0	0.00			0	0.00

Dipolog City	139,734			0	0.00			0	0.00
Isabela City	113,312			0	0.00			0	0.00
Pagadian City	214,717			0	0.00			0	0.00
Zamboanga City	929,585			0	0.00			0	0.00
Region 10	4,857,341	0	0	0	0.00	0	0	0	0.00
Bukidnon	1,074,188			0	0.00			0	0.00
Camiguin	95,407			0	0.00			0	0.00
Lanao del Norte	709,977			0	0.00			0	0.00
Misamis Occidental	346,249			0	0.00			0	0.00
Misamis Oriental	731,104			0	0.00			0	0.00
Cagayan de Oro City	692,476			0	0.00			0	0.00
El Salvador City	51,431			0	0.00			0	0.00
Gingoog City	127,695			0	0.00			0	0.00
Iligan City	359,629			0	0.00			0	0.00
Malaybalay City	179,056			0	0.00			0	0.00
Oroquieta City	75,030			0	0.00			0	0.00
Ozamis City	150,393			0	0.00			0	0.00
Tangub City	66,816			0	0.00			0	0.00
Valencia City	197,890			0	0.00			0	0.00
Region 11	5,153,130	0	0	0	0.00	0	0	0	0.00
Compostela Valley	792,056			0	0.00			0	0.00
Davao del Norte	1,081,260			0	0.00			0	0.00
Davao del Sur	657,018			0	0.00			0	0.00
Davao Oriental	598,176			0	0.00			0	0.00
Davao Occidental	328,560			0	0.00			0	0.00

Davao City	1,696,060			0	0.00			0	0.00
Region 12	4,780,211	0	0	0	0.00	0	0	0	0.00
North Cotabato	1,433,708			0	0.00			0	0.00
Sarangani	578,658			0	0.00			0	0.00
South Cotabato	957,215			0	0.00			0	0.00
Sultan Kudarat	868,777			0	0.00			0	0.00
Cotabato City	320,178			0	0.00			0	0.00
Gen. Santos City	621,675			0	0.00			0	0.00
A.R.M.M.	3,896,848	0	0	0	0.00	0	0	0	0.00
Basilan	278,875			0	0.00			0	0.00
Lanao del Sur	907,663			0	0.00			0	0.00
Maguindanao	1,123,143			0	0.00			0	0.00
Sulu	855,540			0	0.00			0	0.00
Tawi-Tawi	437,801			0	0.00			0	0.00
Lamitan City	76,729			0	0.00			0	0.00
Marawi City	217,097			0	0.00			0	0.00
CARAGA	2,828,583	0	0	0	0.00	0	0	0	0.00
Agusan del Norte	382,932			0	0.00			0	0.00
Agusan del Sur	783,933			0	0.00			0	0.00
Surigao del Norte	345,210			0	0.00			0	0.00
Surigao del Sur	541,169			0	0.00			0	0.00
Province of Dinagat	147,679			0	0.00			0	0.00

Bislig City	102,789		0	0.00		0	0.00
Butuan City	364,093		0	0.00		0	0.00
Surigao City	160,778		0	0.00		0	0.00

Legend:

0 = No Case

* = No Report

Prevalence Rate = No. of Leprosy cases / Total Pop. X 10,000

Table 2K.1 - Leprosy
Leprosy Cases, Prevalence Rate and Number of Cases Cured
By Region, Province and City
Philippines, 2017

Area	Population	Leprosy Cases				No. of Leprosy Cases Cured			
		Male	Female	Total	Prev. Rate	Male	Female	Total	%
PHILIPPINES	104,921,600	36	2	38	0.00	8	0	8	21.05
N C R	12,918,977	36	2	38	0.03	8	0	8	21.05
Malabon	366,709	0	0	0	0.00	0	0	0	0.00
Navotas	250,271	0	0	0	0.00	0	0	0	0.00
Valenzuela City	622,432	0	0	0	0.00	0	0	0	0.00
Caloocan City	1,589,110	0	0	0	0.00	0	0	0	0.00
Marikina City	452,201	2	1	3	0.07	0	0	0	0.00
Pasig City	757,747	7	1	8	0.11	1	0	1	12.50
Pateros	64,047	0	0	0	0.00	0	0	0	0.00
Taguig	807,523	25	0	25	0.31	6	0	6	24.00
Quezon City	2,945,629	2	0	2	0.01	1	0	1	50.00
Makati City	584,490	0	0	0	0.00	0	0	0	0.00
Mandaluyong City	387,528	0	0	0	0.00	0	0	0	0.00
San Juan	122,576	0	0	0	0.00	0	0	0	0.00
Manila City	1,785,917	0	0	0	0.00	0	0	0	0.00
Las Piñas City	590,802	0	0	0	0.00	0	0	0	0.00
Muntinlupa City	506,144	0	0	0	0.00	0	0	0	0.00
Parañaque City	667,979	0	0	0	0.00	0	0	0	0.00
Pasay City	417,872	0	0	0	0.00	0	0	0	0.00
C A R	1,847,347	0	0	0	0.00	0	0	0	0.00
Abra	256,026	0	0	0	0.00	0	0	0	0.00
Apayao	131,153	0	0	0	0.00	0	0	0	0.00
Benguet	464,636	0	0	0	0.00	0	0	0	0.00
Ifugao	223,352	0	0	0	0.00	0	0	0	0.00
Kalinga	233,593	0	0	0	0.00	0	0	0	0.00
Mt. Province	178,971	0	0	0	0.00	0	0	0	0.00
Baguio City	359,616	0	0	0	0.00	0	0	0	0.00
Region 1	5,263,258	0	0	0	0.00	0	0	0	0.00
Ilocos Note	484,494	0	0	0	0.00	0	0	0	0.00
Ilocos Sur	589,290	0	0	0	0.00	0	0	0	0.00
La Union	681,693	0	0	0	0.00	0	0	0	0.00
Pangasinan	2,532,532	0	0	0	0.00	0	0	0	0.00
Alaminos City	95,689	0	0	0	0.00	0	0	0	0.00
Candon City	62,112	0	0	0	0.00	0	0	0	0.00
Dagupan City	182,690	0	0	0	0.00	0	0	0	0.00
Laoag City	111,710	0	0	0	0.00	0	0	0	0.00
San Carlos City	201,143	0	0	0	0.00	0	0	0	0.00
San Fernando City	124,900	0	0	0	0.00	0	0	0	0.00
Urdaneta City	141,803	0	0	0	0.00	0	0	0	0.00
Vigan City	55,202	0	0	0	0.00	0	0	0	0.00
Region 2	3,595,622	0	0	0	0.00	0	0	0	0.00
Batanes	18,971	0	0	0	0.00	0	0	0	0.00
Cagayan	1,078,135	0	0	0	0.00	0	0	0	0.00
Isabela	1,230,706	0	0	0	0.00	0	0	0	0.00
Nueva Vizcaya	477,778	0	0	0	0.00	0	0	0	0.00
Quirino	205,567	0	0	0	0.00	0	0	0	0.00

Table 2K.1 - Leprosy
Leprosy Cases, Prevalence Rate and Number of Cases Cured
By Region, Province and City
Philippines, 2017

Area	Population	Leprosy Cases				No. of Leprosy Cases Cured			
		Male	Female	Total	Prev. Rate	Male	Female	Total	%
Cauayan City	134,673	0	0	0	0.00	0	0	0	0.00
Ilagan City	151,356	0	0	0	0.00	0	0	0	0.00
Santiago City	140,191	0	0	0	0.00	0	0	0	0.00
Tuguegarao City	158,245	0	0	0	0.00	0	0	0	0.00
Region 3	11,427,140	0	0	0	0.00	0	0	0	0.00
Aurora	237,604	0	0	0	0.00	0	0	0	0.00
Bataan	671,252	0	0	0	0.00	0	0	0	0.00
Bulacan	2,333,965	0	0	0	0.00	0	0	0	0.00
Nueva Ecija	1,480,580	0	0	0	0.00	0	0	0	0.00
Pampanga	1,639,177	0	0	0	0.00	0	0	0	0.00
Tarlac	1,052,247	0	0	0	0.00	0	0	0	0.00
Zambales	607,963	0	0	0	0.00	0	0	0	0.00
Angeles City	411,264	0	0	0	0.00	0	0	0	0.00
Balanga City	97,024	0	0	0	0.00	0	0	0	0.00
Cabanatuan City	303,032	0	0	0	0.00	0	0	0	0.00
City of San Fernando	306,383	0	0	0	0.00	0	0	0	0.00
Mabalacat City	250,573	0	0	0	0.00	0	0	0	0.00
San Jose City	140,108	0	0	0	0.00	0	0	0	0.00
Science City of Munoz	81,699	0	0	0	0.00	0	0	0	0.00
Tarlac City	352,102	0	0	0	0.00	0	0	0	0.00
Region 4A	14,659,354	0	0	0	0.00	0	0	0	0.00
Batangas	1,849,727	0	0	0	0.00	0	0	0	0.00
Cavite	1,370,415	0	0	0	0.00	0	0	0	0.00
Laguna	1,013,373	0	0	0	0.00	0	0	0	0.00
Quezon	1,850,661	0	0	0	0.00	0	0	0	0.00
Rizal	2,169,034	0	0	0	0.00	0	0	0	0.00
Antipolo City	798,926	0	0	0	0.00	0	0	0	0.00
Bacoor City	600,403	0	0	0	0.00	0	0	0	0.00
Batangas City	328,280	0	0	0	0.00	0	0	0	0.00
Biñan City	339,800	0	0	0	0.00	0	0	0	0.00
Cabuyao City	315,023	0	0	0	0.00	0	0	0	0.00
Calamba City	463,727	0	0	0	0.00	0	0	0	0.00
Cavite City	102,771	0	0	0	0.00	0	0	0	0.00
Dasmariñas City	658,793	0	0	0	0.00	0	0	0	0.00
General Trias City	314,195	0	0	0	0.00	0	0	0	0.00
Imus City	403,647	0	0	0	0.00	0	0	0	0.00
Lipa City	330,780	0	0	0	0.00	0	0	0	0.00
Lucena City	280,472	0	0	0	0.00	0	0	0	0.00
San Pablo City	271,478	0	0	0	0.00	0	0	0	0.00
San Pedro City	332,434	0	0	0	0.00	0	0	0	0.00
Santa Rosa City	360,960	0	0	0	0.00	0	0	0	0.00
Tagaytay City	71,157	0	0	0	0.00	0	0	0	0.00
Tanauan City	172,528	0	0	0	0.00	0	0	0	0.00
Tayabas City	105,110	0	0	0	0.00	0	0	0	0.00
Trece Martires City	155,660	0	0	0	0.00	0	0	0	0.00
Region 4B	3,216,467	0	0	0	0.00	0	0	0	0.00
Marinduque	259,577	0	0	0	0.00	0	0	0	0.00
Mindoro Occidental	533,874	0	0	0	0.00	0	0	0	0.00
Mindoro Oriental	917,824	0	0	0	0.00	0	0	0	0.00
Palawan	906,323	0	0	0	0.00	0	0	0	0.00
Romblon	326,679	0	0	0	0.00	0	0	0	0.00

Table 2K.1 - Leprosy

Leprosy Cases, Prevalence Rate and Number of Cases Cured
By Region, Province and City
Philippines, 2017

Area	Population	Leprosy Cases				No. of Leprosy Cases Cured			
		Male	Female	Total	Prev. Rate	Male	Female	Total	%
Puerto Princesa City	272,190	0	0	0	0.00	0	0	0	0.00

Table 2K.1 - Leprosy
Leprosy Cases, Prevalence Rate and Number of Cases Cured
By Region, Province and City
Philippines, 2017

Area	Population	Leprosy Cases				No. of Leprosy Cases Cured			
		Male	Female	Total	Prev. Rate	Male	Female	Total	%
Region 5	6,266,653	0	0	0	0.00	0	0	0	0.00
Albay	1,194,430	0	0	0	0.00	0	0	0	0.00
Camarines Norte	629,884	0	0	0	0.00	0	0	0	0.00
Camarines Sur	1,786,113	0	0	0	0.00	0	0	0	0.00
Catanduanes	287,041	0	0	0	0.00	0	0	0	0.00
Masbate	958,009	0	0	0	0.00	0	0	0	0.00
Sorsogon	866,924	0	0	0	0.00	0	0	0	0.00
Iriga City	121,360	0	0	0	0.00	0	0	0	0.00
Legaspi City	210,047	0	0	0	0.00	0	0	0	0.00
Naga City	212,845	0	0	0	0.00	0	0	0	0.00
Region 6	7,919,888	0	0	0	0.00	0	0	0	0.00
Aklan	600,348	0	0	0	0.00	0	0	0	0.00
Antique	632,798	0	0	0	0.00	0	0	0	0.00
Capiz	612,662	0	0	0	0.00	0	0	0	0.00
Guimaras	182,501	0	0	0	0.00	0	0	0	0.00
Iloilo	1,918,628	0	0	0	0.00	0	0	0	0.00
Negros Occidental	1,125,762	0	0	0	0.00	0	0	0	0.00
Bacolod City	597,740	0	0	0	0.00	0	0	0	0.00
Bago City	181,895	0	0	0	0.00	0	0	0	0.00
Cadiz City	164,599	0	0	0	0.00	0	0	0	0.00
Escalante City	100,075	0	0	0	0.00	0	0	0	0.00
Himamaylan City	113,702	0	0	0	0.00	0	0	0	0.00
Iloilo City	463,139	0	0	0	0.00	0	0	0	0.00
Kabankalan City	193,593	0	0	0	0.00	0	0	0	0.00
La Carlota City	68,584	0	0	0	0.00	0	0	0	0.00
Passi City	83,267	0	0	0	0.00	0	0	0	0.00
Roxas City	172,140	0	0	0	0.00	0	0	0	0.00
Sagay City	155,600	0	0	0	0.00	0	0	0	0.00
San Carlos City	140,996	0	0	0	0.00	0	0	0	0.00
Silay City	135,032	0	0	0	0.00	0	0	0	0.00
Sipalay City	74,543	0	0	0	0.00	0	0	0	0.00
Talisay City	108,738	0	0	0	0.00	0	0	0	0.00
Victorias City	93,546	0	0	0	0.00	0	0	0	0.00
Region 7	7,689,735	0	0	0	0.00	0	0	0	0.00
Bohol	1,323,414	0	0	0	0.00	0	0	0	0.00
Cebu	2,440,782	0	0	0	0.00	0	0	0	0.00
Negros Oriental	953,432	0	0	0	0.00	0	0	0	0.00
Siquijor	104,634	0	0	0	0.00	0	0	0	0.00
Bais City	81,328	0	0	0	0.00	0	0	0	0.00
Bayawan City	125,684	0	0	0	0.00	0	0	0	0.00
Canlaon City	58,108	0	0	0	0.00	0	0	0	0.00
Cebu City	936,521	0	0	0	0.00	0	0	0	0.00
Danao City	138,528	0	0	0	0.00	0	0	0	0.00
Dumaguete City	140,050	0	0	0	0.00	0	0	0	0.00
Lapu-Lapu City	414,265	0	0	0	0.00	0	0	0	0.00
Mandaue City	368,121	0	0	0	0.00	0	0	0	0.00
Tagbilaran City	115,039	0	0	0	0.00	0	0	0	0.00
Talisay City	231,077	0	0	0	0.00	0	0	0	0.00
Tanjay City	85,849	0	0	0	0.00	0	0	0	0.00
Toledo City	172,903	0	0	0	0.00	0	0	0	0.00
Region 8	4,704,894	0	0	0	0.00	0	0	0	0.00

Table 2K.1 - Leprosy
Leprosy Cases, Prevalence Rate and Number of Cases Cured
By Region, Province and City
Philippines, 2017

Area	Population	Leprosy Cases				No. of Leprosy Cases Cured			
		Male	Female	Total	Prev. Rate	Male	Female	Total	%
Biliran	191,837	0	0	0	0.00	0	0	0	0.00
Eastern Samar	494,944	0	0	0	0.00	0	0	0	0.00
Northern Leyte	1,558,603	0	0	0	0.00	0	0	0	0.00
Northern Samar	689,007	0	0	0	0.00	0	0	0	0.00
Southern Leyte	361,717	0	0	0	0.00	0	0	0	0.00
Western Samar	645,788	0	0	0	0.00	0	0	0	0.00
Calbayog City	198,999	0	0	0	0.00	0	0	0	0.00
Maasin City	92,056	0	0	0	0.00	0	0	0	0.00
Ormoc City	222,004	0	0	0	0.00	0	0	0	0.00
Tacloban City	249,939	0	0	0	0.00	0	0	0	0.00
Region 9	3,896,152	0	0	0	0.00	0	0	0	0.00
Zamboanga del Norte	853,006	0	0	0	0.00	0	0	0	0.00
Zamboanga del Sur	875,453	0	0	0	0.00	0	0	0	0.00
Zamboanga Sibugay	682,270	0	0	0	0.00	0	0	0	0.00
Dapitan City	88,075	0	0	0	0.00	0	0	0	0.00
Dipolog City	139,734	0	0	0	0.00	0	0	0	0.00
Isabela City	113,312	0	0	0	0.00	0	0	0	0.00
Pagadian City	214,717	0	0	0	0.00	0	0	0	0.00
Zamboanga City	929,585	0	0	0	0.00	0	0	0	0.00
Region 10	4,857,341	0	0	0	0.00	0	0	0	0.00
Bukidnon	1,074,188	0	0	0	0.00	0	0	0	0.00
Camiguin	95,407	0	0	0	0.00	0	0	0	0.00
Lanao del Norte	709,977	0	0	0	0.00	0	0	0	0.00
Misamis Occidental	346,249	0	0	0	0.00	0	0	0	0.00
Misamis Oriental	731,104	0	0	0	0.00	0	0	0	0.00
Cagayan de Oro City	692,476	0	0	0	0.00	0	0	0	0.00
El Salvador City	51,431	0	0	0	0.00	0	0	0	0.00
Gingoog City	127,695	0	0	0	0.00	0	0	0	0.00
Iligan City	359,629	0	0	0	0.00	0	0	0	0.00
Malaybalay City	179,056	0	0	0	0.00	0	0	0	0.00
Oroquieta City	75,030	0	0	0	0.00	0	0	0	0.00
Ozamis City	150,393	0	0	0	0.00	0	0	0	0.00
Tangub City	66,816	0	0	0	0.00	0	0	0	0.00
Valencia City	197,890	0	0	0	0.00	0	0	0	0.00
Region 11	5,153,130	0	0	0	0.00	0	0	0	0.00
Compostela Valley	792,056	0	0	0	0.00	0	0	0	0.00
Davao del Norte	1,081,260	0	0	0	0.00	0	0	0	0.00
Davao del Sur	657,018	0	0	0	0.00	0	0	0	0.00
Davao Oriental	598,176	0	0	0	0.00	0	0	0	0.00
Davao Occidental	328,560	0	0	0	0.00	0	0	0	0.00
Davao City	1,696,060	0	0	0	0.00	0	0	0	0.00
Region 12	4,780,211	0	0	0	0.00	0	0	0	0.00
North Cotabato	1,433,708	0	0	0	0.00	0	0	0	0.00
Sarangani	578,658	0	0	0	0.00	0	0	0	0.00
South Cotabato	957,215	0	0	0	0.00	0	0	0	0.00
Sultan Kudarat	868,777	0	0	0	0.00	0	0	0	0.00

Table 2K.1 - Leprosy
Leprosy Cases, Prevalence Rate and Number of Cases Cured
By Region, Province and City
Philippines, 2017

Area	Population	Leprosy Cases				No. of Leprosy Cases Cured			
		Male	Female	Total	Prev. Rate	Male	Female	Total	%
Cotabato City	320,178	0	0	0	0.00	0	0	0	0.00
Gen. Santos City	621,675	0	0	0	0.00	0	0	0	0.00
A.R.M.M.	3,896,848	0	0	0	0.00	0	0	0	0.00
Basilan	278,875	0	0	0	0.00	0	0	0	0.00
Lanao del Sur	907,663	0	0	0	0.00	0	0	0	0.00
Maguindanao	1,123,143	0	0	0	0.00	0	0	0	0.00
Sulu	855,540	0	0	0	0.00	0	0	0	0.00
Tawi-Tawi	437,801	0	0	0	0.00	0	0	0	0.00
Lamitan City	76,729	0	0	0	0.00	0	0	0	0.00
Marawi City	217,097	0	0	0	0.00	0	0	0	0.00
CARAGA	2,828,583	0	0	0	0.00	0	0	0	0.00
Agusan del Norte	382,932	0	0	0	0.00	0	0	0	0.00
Agusan del Sur	783,933	0	0	0	0.00	0	0	0	0.00
Surigao del Norte	345,210	0	0	0	0.00	0	0	0	0.00
Surigao del Sur	541,169	0	0	0	0.00	0	0	0	0.00
Province of Dinagat	147,679	0	0	0	0.00	0	0	0	0.00
Bislig City	102,789	0	0	0	0.00	0	0	0	0.00
Butuan City	364,093	0	0	0	0.00	0	0	0	0.00
Surigao City	160,778	0	0	0	0.00	0	0	0	0.00

Legend:

0 = No Case

Prevalence Rate = No. of Leprosy cases / Total Pop. X 10,000

* = No Report

Area	Population	Leprosy Cases (Undergoing tx)				No. of Leprosy cases c		
		Male	Female	Total	Prev.Ra te	Male	Female	Total
Philippines	104,921,600	36	2	38	0.00	8	0	8
NCR	12,918,977	36	2	38	0.03	8	0	8
CAR	1,847,347	0	0	0	0.00	0	0	0
Region 1	5,263,258	0	0	0	0.00	0	0	0
Region 2	3,595,622	0	0	0	0.00	0	0	0
Region 3	11,427,140	0	0	0	0.00	0	0	0
Region 4A	14,659,354	0	0	0	0.00	0	0	0
Region 4B	3,216,467	0	0	0	0.00	0	0	0
Region 5	6,266,653	0	0	0	0.00	0	0	0
Region 6	7,919,888	0	0	0	0.00	0	0	0
Region 7	7,689,735	0	0	0	0.00	0	0	0
Region 8	4,704,894	0	0	0	0.00	0	0	0
Region 9	3,896,152	0	0	0	0.00	0	0	0
Region 10	4,857,341	0	0	0	0.00	0	0	0
Region 11	5,153,130	0	0	0	0.00	0	0	0
Region 12	4,780,211	0	0	0	0.00	0	0	0
ARMM	3,896,848	0	0	0	0.00	0	0	0
CARAGA	2,828,583	0	0	0	0.00	0	0	0

ured
%

21.05

21.05

0.00

0.00

0.00

0.00

0.00

0.00

0.00

0.00

0.00

0.00

0.00

0.00

0.00

0.00

0.00

0.00

0.00

Table 2K.2 - Leprosy

Number of Newly Detected Cases and Case Detection Rate
by Region, Province and City
Philippines, 2017

Area	No. of newly detected cases					
	Total	Less than 15 yr. old				Male
		Male	Female	Total	%	
PHILIPPINES	0	0	0	0	0.00	0
N C R	0	0	0	0	0.00	0
Malabon	0	0	0	0	0.00	0
Navotas	0	0	0	0	0.00	0
Valenzuela City	0	0	0	0	0.00	0
Caloocan City	0	0	0	0	0.00	0
Marikina City	0	0	0	0	0.00	0
Pasig City	0	0	0	0	0.00	0
Pateros	0	0	0	0	0.00	0
Taguig	0	0	0	0	0.00	0
Quezon City	0	0	0	0	0.00	0
Makati City	0	0	0	0	0.00	0
Mandaluyong City	0	0	0	0	0.00	0
San Juan	0	0	0	0	0.00	0
Manila City	0	0	0	0	0.00	0
Las Piñas City	0	0	0	0	0.00	0
Muntinlupa City	0	0	0	0	0.00	0
Parañaque City	0	0	0	0	0.00	0
Pasay City	0	0	0	0	0.00	0
C A R	0	0	0	0	0.00	0
Abra	0			0	0.00	
Apayao	0			0	0.00	
Benguet	0			0	0.00	
Ifugao	0			0	0.00	
Kalinga	0			0	0.00	
Mt. Province	0			0	0.00	
Baguio City	0			0	0.00	
Region 1	0	0	0	0	0.00	0
Ilocos Note	0			0	0.00	

Ilocos Sur	0			0	0.00	
La Union	0			0	0.00	
Pangasinan	0			0	0.00	
Alaminos City	0			0	0.00	
Candon City	0			0	0.00	
Dagupan City	0			0	0.00	
Laoag City	0			0	0.00	
San Carlos City	0			0	0.00	
San Fernando City	0			0	0.00	
Urdaneta City	0			0	0.00	
Vigan City	0			0	0.00	
Region 2	0	0	0	0	0.00	0
Batanes	0			0	0.00	
Cagayan	0			0	0.00	
Isabela	0			0	0.00	
Nueva Vizcaya	0			0	0.00	
Quirino	0			0	0.00	
Cauayan City	0			0	0.00	
Ilagan City	0			0	0.00	
Santiago City	0			0	0.00	
Tuguegarao City	0			0	0.00	
Region 3	0	0	0	0	0.00	0
Aurora	0			0	0.00	
Bataan	0			0	0.00	
Bulacan	0			0	0.00	
Nueva Ecija	0			0	0.00	
Pampanga	0			0	0.00	
Tarlac	0			0	0.00	
Zambales	0			0	0.00	
Angeles City	0			0	0.00	
Balanga City	0			0	0.00	
Cabanatuan City	0			0	0.00	
City of San Fernando	0			0	0.00	
Gapan City	0			0	0.00	
Mabalacat City	0			0	0.00	
Malolos City	0			0	0.00	
Meycauayan	0			0	0.00	
Olongapo	0			0	0.00	
Palayan City	0			0	0.00	
San Jose City	0			0	0.00	
San Jose del Monte City	0			0	0.00	

Science City of Munoz	0			0	0.00	
Tarlac City	0			0	0.00	
Region 4A	0	0	0	0	0.00	0
Batangas	0			0	0.00	
Cavite	0			0	0.00	
Laguna	0			0	0.00	
Quezon	0			0	0.00	
Rizal	0			0	0.00	
Antipolo City	0			0	0.00	
Bacoor City	0			0	0.00	
Batangas City	0			0	0.00	
Biñan City	0			0	0.00	
Cabuyao City	0			0	0.00	
Calamba City	0			0	0.00	
Cavite City	0			0	0.00	
Dasmariñas City	0			0	0.00	
General Trias City	0			0	0.00	
Imus City	0			0	0.00	
Lipa City	0			0	0.00	
Lucena City	0			0	0.00	
San Pablo City	0			0	0.00	
San Pedro City	0			0	0.00	
Santa Rosa City	0			0	0.00	
Tagaytay City	0			0	0.00	
Tanauan City	0			0	0.00	
Tayabas City	0			0	0.00	
Trece Martires City	0			0	0.00	
Region 4B	0	0	0	0	0.00	0
Marinduque	0			0	0.00	
Mindoro Occidental	0			0	0.00	
Mindoro Oriental	0			0	0.00	
Palawan	0			0	0.00	
Romblon	0			0	0.00	
Puerto Princesa City	0			0	0.00	
Region 5	0	0	0	0	0.00	0
Albay	0			0	0.00	
Camarines Norte	0			0	0.00	
Camarines Sur	0			0	0.00	
Catanduanes	0			0	0.00	
Masbate	0			0	0.00	

Sorsogon	0			0	0.00	
Iriga City	0			0	0.00	
Legaspi City	0			0	0.00	
Naga City	0			0	0.00	
Region 6	0	0	0	0	0.00	0
Aklan	0			0	0.00	
Antique	0			0	0.00	
Capiz	0			0	0.00	
Guimaras	0			0	0.00	
Iloilo	0			0	0.00	
Negros Occidental	0			0	0.00	
Bacolod City	0			0	0.00	
Bago City	0			0	0.00	
Cadiz City	0			0	0.00	
Escalante City	0			0	0.00	
Himamaylan City	0			0	0.00	
Iloilo City	0			0	0.00	
Kabankalan City	0			0	0.00	
La Carlota City	0			0	0.00	
Passi City	0			0	0.00	
Roxas City	0			0	0.00	
Sagay City	0			0	0.00	
San Carlos City	0			0	0.00	
Silay City	0			0	0.00	
Sipalay City	0			0	0.00	
Talisay City	0			0	0.00	
Victorias City	0			0	0.00	
Region 7	0	0	0	0	0.00	0
Bohol	0			0	0.00	
Cebu	0			0	0.00	
Negros Oriental	0			0	0.00	
Siquijor	0			0	0.00	
Bais City	0			0	0.00	
Bayawan City	0			0	0.00	
Canlaon City	0			0	0.00	
Cebu City	0			0	0.00	
Danao City	0			0	0.00	
Dumaguete City	0			0	0.00	
Lapu-Lapu City	0			0	0.00	
Mandaue City	0			0	0.00	
Tagbilaran City	0			0	0.00	

Talisay City	0			0	0.00	
Tanjay City	0			0	0.00	
Toledo City	0			0	0.00	
Region 8	0	0	0	0	0.00	0
Biliran	0			0	0.00	
Eastern Samar	0			0	0.00	
Northern Leyte	0			0	0.00	
Northern Samar	0			0	0.00	
Southern Leyte	0			0	0.00	
Western Samar	0			0	0.00	
Calbayog City	0			0	0.00	
Maasin City	0			0	0.00	
Ormoc City	0			0	0.00	
Tacloban City	0			0	0.00	
Region 9	0	0	0	0	0.00	0
Zamboanga del Norte	0			0	0.00	
Zamboanga del Sur	0			0	0.00	
Zamboanga Sibugay	0			0	0.00	
Dapitan City	0			0	0.00	
Dipolog City	0			0	0.00	
Isabela City	0			0	0.00	
Pagadian City	0			0	0.00	
Zamboanga City	0			0	0.00	
Region 10	0	0	0	0	0.00	0
Bukidnon	0			0	0.00	
Camiguin	0			0	0.00	
Lanao del Norte	0			0	0.00	
Misamis Occidental	0			0	0.00	
Misamis Oriental	0			0	0.00	
Cagayan de Oro City	0			0	0.00	
El Salvador City	0			0	0.00	
Gingoog City	0			0	0.00	
Iligan City	0			0	0.00	
Malaybalay City	0			0	0.00	
Oroquieta City	0			0	0.00	
Ozamis City	0			0	0.00	
Tangub City	0			0	0.00	
Valencia City	0			0	0.00	

Region 11	0	0	0	0	0.00	0
Compostela Valley	0			0	0.00	
Davao del Norte	0			0	0.00	
Davao del Sur	0			0	0.00	
Davao Oriental	0			0	0.00	
Davao Occidental	0			0	0.00	
Davao City	0			0	0.00	
Region 12	0	0	0	0	0.00	0
North Cotabato	0			0	0.00	
Sarangani	0			0	0.00	
South Cotabato	0			0	0.00	
Sultan Kudarat	0			0	0.00	
Cotabato City	0			0	0.00	
Gen. Santos City	0			0	0.00	
A.R.M.M.	0	0	0	0	0.00	0
Basilan	0			0	0.00	
Lanao del Sur	0			0	0.00	
Maguindanao	0			0	0.00	
Sulu	0			0	0.00	
Tawi-Tawi	0			0	0.00	
Lamitan City	0			0	0.00	
Marawi City	0			0	0.00	
CARAGA	0	0	0	0	0.00	0
Agusan del Norte	0			0	0.00	
Agusan del Sur	0			0	0.00	
Surigao del Norte	0			0	0.00	
Surigao del Sur	0			0	0.00	
Province of Dinagat	0			0	0.00	
Bislig City	0			0	0.00	
Butuan City	0			0	0.00	
Surigao City	0			0	0.00	

Legend:

0 = No Case

* = No Report

Case detection rate = Total No. of newly detected cases/Total Pop. X 100

0	0	0.00	0.00
	0	0.00	0.00
	0	0.00	0.00
	0	0.00	0.00
	0	0.00	0.00
	0	0.00	0.00
0	0	0.00	0.00
	0	0.00	0.00
	0	0.00	0.00
	0	0.00	0.00
	0	0.00	0.00
	0	0.00	0.00
0	0	0.00	0.00
	0	0.00	0.00
	0	0.00	0.00
	0	0.00	0.00
	0	0.00	0.00
	0	0.00	0.00
	0	0.00	0.00
	0	0.00	0.00
	0	0.00	0.00

,000

Table 2K.2 - Leprosy
 Number of Newly Detected Cases and Case Detection
 by Region, Province and City
 Philippines, 2017

Area	No. of newly detected cases					
	Total	Less than 15 yr. old				Male
		Male	Female	Total	%	
PHILIPPINES	0	0	0	0	0.00	0
N C R	0	0	0	0	0.00	0
Malabon	0	0	0	0	0.00	0
Navotas	0	0	0	0	0.00	0
Valenzuela City	0	0	0	0	0.00	0
Caloocan City	0	0	0	0	0.00	0
Marikina City	0	0	0	0	0.00	0
Pasig City	0	0	0	0	0.00	0
Pateros	0	0	0	0	0.00	0
Taguig	0	0	0	0	0.00	0
Quezon City	0	0	0	0	0.00	0
Makati City	0	0	0	0	0.00	0
Mandaluyong City	0	0	0	0	0.00	0
San Juan	0	0	0	0	0.00	0
Manila City	0	0	0	0	0.00	0
Las Piñas City	0	0	0	0	0.00	0
Muntinlupa City	0	0	0	0	0.00	0
Parañaque City	0	0	0	0	0.00	0
Pasay City	0	0	0	0	0.00	0
C A R	0	0	0	0	0.00	0
Abra	0			0	0.00	
Apayao	0			0	0.00	
Benguet	0			0	0.00	
Ifugao	0			0	0.00	
Kalinga	0			0	0.00	
Mt. Province	0			0	0.00	
Baguio City	0			0	0.00	
Region 1	0	0	0	0	0.00	0
Ilocos Note	0			0	0.00	

Ilocos Sur	0			0	0.00	
La Union	0			0	0.00	
Pangasinan	0			0	0.00	
Alaminos City	0			0	0.00	
Candon City	0			0	0.00	
Dagupan City	0			0	0.00	
Laoag City	0			0	0.00	
San Carlos City	0			0	0.00	
San Fernando City	0			0	0.00	
Urdaneta City	0			0	0.00	
Vigan City	0			0	0.00	
Region 2	0	0	0	0	0.00	0
Batanes	0			0	0.00	
Cagayan	0			0	0.00	
Isabela	0			0	0.00	
Nueva Vizcaya	0			0	0.00	
Quirino	0			0	0.00	
Cauayan City	0			0	0.00	
Ilagan City	0			0	0.00	
Santiago City	0			0	0.00	
Tuguegarao City	0			0	0.00	
Region 3	0	0	0	0	0.00	0
Aurora	0			0	0.00	
Bataan	0			0	0.00	
Bulacan	0			0	0.00	
Nueva Ecija	0			0	0.00	
Pampanga	0			0	0.00	
Tarlac	0			0	0.00	
Zambales	0			0	0.00	
Angeles City	0			0	0.00	
Balanga City	0			0	0.00	
Cabanatuan City	0			0	0.00	
City of San Fernando	0			0	0.00	
Gapan City	0			0	0.00	
Mabalacat City	0			0	0.00	
Malolos City	0			0	0.00	
Meycauayan	0			0	0.00	
Olongapo	0			0	0.00	
Palayan City	0			0	0.00	
San Jose City	0			0	0.00	
San Jose del Monte City	0			0	0.00	
Science City of Munoz	0			0	0.00	

Tarlac City	0			0	0.00	
Region 4A	0	0	0	0	0.00	0
Batangas	0			0	0.00	
Cavite	0			0	0.00	
Laguna	0			0	0.00	
Quezon	0			0	0.00	
Rizal	0			0	0.00	
Antipolo City	0			0	0.00	
Bacoor City	0			0	0.00	
Batangas City	0			0	0.00	
Biñan City	0			0	0.00	
Cabuyao City	0			0	0.00	
Calamba City	0			0	0.00	
Cavite City	0			0	0.00	
Dasmariñas City	0			0	0.00	
General Trias City	0			0	0.00	
Imus City	0			0	0.00	
Lipa City	0			0	0.00	
Lucena City	0			0	0.00	
San Pablo City	0			0	0.00	
San Pedro City	0			0	0.00	
Santa Rosa City	0			0	0.00	
Tagaytay City	0			0	0.00	
Tanauan City	0			0	0.00	
Tayabas City	0			0	0.00	
Trece Martires City	0			0	0.00	
Region 4B	0	0	0	0	0.00	0
Marinduque	0			0	0.00	
Mindoro Occidental	0			0	0.00	
Mindoro Oriental	0			0	0.00	
Palawan	0			0	0.00	
Romblon	0			0	0.00	
Puerto Princesa City	0			0	0.00	
Region 5	0	0	0	0	0.00	0
Albay	0			0	0.00	
Camarines Norte	0			0	0.00	
Camarines Sur	0			0	0.00	
Catanduanes	0			0	0.00	
Masbate	0			0	0.00	
Sorsogon	0			0	0.00	
Iriga City	0			0	0.00	

Legaspi City	0			0	0.00	
Naga City	0			0	0.00	
Region 6	0	0	0	0	0.00	0
Aklan	0			0	0.00	
Antique	0			0	0.00	
Capiz	0			0	0.00	
Guimaras	0			0	0.00	
Iloilo	0			0	0.00	
Negros Occidental	0			0	0.00	
Bacolod City	0			0	0.00	
Bago City	0			0	0.00	
Cadiz City	0			0	0.00	
Escalante City	0			0	0.00	
Himamaylan City	0			0	0.00	
Iloilo City	0			0	0.00	
Kabankalan City	0			0	0.00	
La Carlota City	0			0	0.00	
Passi City	0			0	0.00	
Roxas City	0			0	0.00	
Sagay City	0			0	0.00	
San Carlos City	0			0	0.00	
Silay City	0			0	0.00	
Sipalay City	0			0	0.00	
Talisay City	0			0	0.00	
Victorias City	0			0	0.00	
Region 7	0	0	0	0	0.00	0
Bohol	0			0	0.00	
Cebu	0			0	0.00	
Negros Oriental	0			0	0.00	
Siquijor	0			0	0.00	
Bais City	0			0	0.00	
Bayawan City	0			0	0.00	
Canlaon City	0			0	0.00	
Cebu City	0			0	0.00	
Danao City	0			0	0.00	
Dumaguete City	0			0	0.00	
Lapu-Lapu City	0			0	0.00	
Mandaue City	0			0	0.00	
Tagbilaran City	0			0	0.00	
Talisay City	0			0	0.00	
Tanjay City	0			0	0.00	
Toledo City	0			0	0.00	
Region 8	0	0	0	0	0.00	0

Biliran	0			0	0.00	
Eastern Samar	0			0	0.00	
Northern Leyte	0			0	0.00	
Northern Samar	0			0	0.00	
Southern Leyte	0			0	0.00	
Western Samar	0			0	0.00	
Calbayog City	0			0	0.00	
Maasin City	0			0	0.00	
Ormoc City	0			0	0.00	
Tacloban City	0			0	0.00	
Region 9	0	0	0	0	0.00	0
Zamboanga del Norte	0			0	0.00	
Zamboanga del Sur	0			0	0.00	
Zamboanga Sibugay	0			0	0.00	
Dapitan City	0			0	0.00	
Dipolog City	0			0	0.00	
Isabela City	0			0	0.00	
Pagadian City	0			0	0.00	
Zamboanga City	0			0	0.00	
Region 10	0	0	0	0	0.00	0
Bukidnon	0			0	0.00	
Camiguin	0			0	0.00	
Lanao del Norte	0			0	0.00	
Misamis Occidental	0			0	0.00	
Misamis Oriental	0			0	0.00	
Cagayan de Oro City	0			0	0.00	
El Salvador City	0			0	0.00	
Gingoog City	0			0	0.00	
Iligan City	0			0	0.00	
Malaybalay City	0			0	0.00	
Oroquieta City	0			0	0.00	
Ozamis City	0			0	0.00	
Tangub City	0			0	0.00	
Valencia City	0			0	0.00	
Region 11	0	0	0	0	0.00	0
Compostela Valley	0			0	0.00	
Davao del Norte	0			0	0.00	
Davao del Sur	0			0	0.00	
Davao Oriental	0			0	0.00	
Davao Occidental	0			0	0.00	

Davao City	0			0	0.00	
Region 12	0	0	0	0	0.00	0
North Cotabato	0			0	0.00	
Sarangani	0			0	0.00	
South Cotabato	0			0	0.00	
Sultan Kudarat	0			0	0.00	
Cotabato City	0			0	0.00	
Gen. Santos City	0			0	0.00	
A.R.M.M.	0	0	0	0	0.00	0
Basilan	0			0	0.00	
Lanao del Sur	0			0	0.00	
Maguindanao	0			0	0.00	
Sulu	0			0	0.00	
Tawi-Tawi	0			0	0.00	
Lamitan City	0			0	0.00	
Marawi City	0			0	0.00	
CARAGA	0	0	0	0	0.00	0
Agusan del Norte	0			0	0.00	
Agusan del Sur	0			0	0.00	
Surigao del Norte	0			0	0.00	
Surigao del Sur	0			0	0.00	
Province of Dinagat	0			0	0.00	
Bislig City	0			0	0.00	
Butuan City	0			0	0.00	
Surigao City	0			0	0.00	

Legend:

0 = No Case

* = No Report

Case detection rate = Total No. of newly detected cases/Total Pop.

Table 2K.2 - Leprosy

Number of Newly Detected Cases and Case Detection Rates
by Region, Province and City
Philippines, 2017

Area	No. of newly detected cases					
	Total	Less than 15 yr. old				Male
		Male	Female	Total	%	
PHILIPPINES	1	0	0	0	0.00	1
N C R	1	0	0	0	0.00	1
Malabon	0	0	0	0	0.00	0
Navotas	0	0	0	0	0.00	0
Valenzuela City	0	0	0	0	0.00	0
Caloocan City	0	0	0	0	0.00	0
Marikina City	0	0	0	0	0.00	0
Pasig City	0	0	0	0	0.00	0
Pateros	0	0	0	0	0.00	0
Taguig	1	0	0	0	0.00	1
Quezon City	0	0	0	0	0.00	0
Makati City	0	0	0	0	0.00	0
Mandaluyong City	0	0	0	0	0.00	0
San Juan	0	0	0	0	0.00	0
Manila City	0	0	0	0	0.00	0
Las Piñas City	0	0	0	0	0.00	0
Muntinlupa City	0	0	0	0	0.00	0
Parañaque City	0	0	0	0	0.00	0
Pasay City	0	0	0	0	0.00	0
C A R	0	0	0	0	0.00	0
Abra	0			0	0.00	
Apayao	0			0	0.00	
Benguet	0			0	0.00	
Ifugao	0			0	0.00	
Kalinga	0			0	0.00	
Mt. Province	0			0	0.00	
Baguio City	0			0	0.00	
Region 1	0	0	0	0	0.00	0
Ilocos Note	0			0	0.00	
Ilocos Sur	0			0	0.00	

La Union	0			0	0.00	
Pangasinan	0			0	0.00	
Alaminos City	0			0	0.00	
Candon City	0			0	0.00	
Dagupan City	0			0	0.00	
Laoag City	0			0	0.00	
San Carlos City	0			0	0.00	
San Fernando City	0			0	0.00	
Urdaneta City	0			0	0.00	
Vigan City	0			0	0.00	
Region 2	0	0	0	0	0.00	0
Batanes	0			0	0.00	
Cagayan	0			0	0.00	
Isabela	0			0	0.00	
Nueva Vizcaya	0			0	0.00	
Quirino	0			0	0.00	
Cauayan City	0			0	0.00	
Iligan City	0			0	0.00	
Santiago City	0			0	0.00	
Tuguegarao City	0			0	0.00	
Region 3	0	0	0	0	0.00	0
Aurora	0			0	0.00	
Bataan	0			0	0.00	
Bulacan	0			0	0.00	
Nueva Ecija	0			0	0.00	
Pampanga	0			0	0.00	
Tarlac	0			0	0.00	
Zambales	0			0	0.00	
Angeles City	0			0	0.00	
Balanga City	0			0	0.00	
Cabanatuan City	0			0	0.00	
City of San Fernando	0			0	0.00	
Gapan City	0			0	0.00	
Mabalacat City	0			0	0.00	
Malolos City	0			0	0.00	
Meycauayan	0			0	0.00	
Olongapo	0			0	0.00	
Palayan City	0			0	0.00	
San Jose City	0			0	0.00	
San Jose del Monte City	0			0	0.00	
Science City of Munoz	0			0	0.00	
Tarlac City	0			0	0.00	

Region 4A	0	0	0	0	0.00	0
Batangas	0			0	0.00	
Cavite	0			0	0.00	
Laguna	0			0	0.00	
Quezon	0			0	0.00	
Rizal	0			0	0.00	
Antipolo City	0			0	0.00	
Bacoor City	0			0	0.00	
Batangas City	0			0	0.00	
Biñan City	0			0	0.00	
Cabuyao City	0			0	0.00	
Calamba City	0			0	0.00	
Cavite City	0			0	0.00	
Dasmariñas City	0			0	0.00	
General Trias City	0			0	0.00	
Imus City	0			0	0.00	
Lipa City	0			0	0.00	
Lucena City	0			0	0.00	
San Pablo City	0			0	0.00	
San Pedro City	0			0	0.00	
Santa Rosa City	0			0	0.00	
Tagaytay City	0			0	0.00	
Tanauan City	0			0	0.00	
Tayabas City	0			0	0.00	
Trece Martires City	0			0	0.00	
Region 4B	0	0	0	0	0.00	0
Marinduque	0			0	0.00	
Mindoro Occidental	0			0	0.00	
Mindoro Oriental	0			0	0.00	
Palawan	0			0	0.00	
Romblon	0			0	0.00	
Puerto Princesa City	0			0	0.00	
Region 5	0	0	0	0	0.00	0
Albay	0			0	0.00	
Camarines Norte	0			0	0.00	
Camarines Sur	0			0	0.00	
Catanduanes	0			0	0.00	
Masbate	0			0	0.00	
Sorsogon	0			0	0.00	
Iriga City	0			0	0.00	
Legaspi City	0			0	0.00	

Naga City	0			0	0.00	
Region 6	0	0	0	0	0.00	0
Aklan	0			0	0.00	
Antique	0			0	0.00	
Capiz	0			0	0.00	
Guimaras	0			0	0.00	
Iloilo	0			0	0.00	
Negros Occidental	0			0	0.00	
Bacolod City	0			0	0.00	
Bago City	0			0	0.00	
Cadiz City	0			0	0.00	
Escalante City	0			0	0.00	
Himamaylan City	0			0	0.00	
Iloilo City	0			0	0.00	
Kabankalan City	0			0	0.00	
La Carlota City	0			0	0.00	
Passi City	0			0	0.00	
Roxas City	0			0	0.00	
Sagay City	0			0	0.00	
San Carlos City	0			0	0.00	
Silay City	0			0	0.00	
Sipalay City	0			0	0.00	
Talisay City	0			0	0.00	
Victorias City	0			0	0.00	
Region 7	0	0	0	0	0.00	0
Bohol	0			0	0.00	
Cebu	0			0	0.00	
Negros Oriental	0			0	0.00	
Siquijor	0			0	0.00	
Bais City	0			0	0.00	
Bayawan City	0			0	0.00	
Canlaon City	0			0	0.00	
Cebu City	0			0	0.00	
Danao City	0			0	0.00	
Dumaguete City	0			0	0.00	
Lapu-Lapu City	0			0	0.00	
Mandaue City	0			0	0.00	
Tagbilaran City	0			0	0.00	
Talisay City	0			0	0.00	
Tanjay City	0			0	0.00	
Toledo City	0			0	0.00	
Region 8	0	0	0	0	0.00	0

Biliran	0			0	0.00	
Eastern Samar	0			0	0.00	
Northern Leyte	0			0	0.00	
Northern Samar	0			0	0.00	
Southern Leyte	0			0	0.00	
Western Samar	0			0	0.00	
Calbayog City	0			0	0.00	
Maasin City	0			0	0.00	
Ormoc City	0			0	0.00	
Tacloban City	0			0	0.00	
Region 9	0	0	0	0	0.00	0
Zamboanga del Norte	0			0	0.00	
Zamboanga del Sur	0			0	0.00	
Zamboanga Sibugay	0			0	0.00	
Dapitan City	0			0	0.00	
Dipolog City	0			0	0.00	
Isabela City	0			0	0.00	
Pagadian City	0			0	0.00	
Zamboanga City	0			0	0.00	
Region 10	0	0	0	0	0.00	0
Bukidnon	0			0	0.00	
Camiguin	0			0	0.00	
Lanao del Norte	0			0	0.00	
Misamis Occidental	0			0	0.00	
Misamis Oriental	0			0	0.00	
Cagayan de Oro City	0			0	0.00	
El Salvador City	0			0	0.00	
Gingoog City	0			0	0.00	
Iligan City	0			0	0.00	
Malaybalay City	0			0	0.00	
Oroquieta City	0			0	0.00	
Ozamis City	0			0	0.00	
Tangub City	0			0	0.00	
Valencia City	0			0	0.00	
Region 11	0	0	0	0	0.00	0
Compostela Valley	0			0	0.00	
Davao del Norte	0			0	0.00	
Davao del Sur	0			0	0.00	
Davao Oriental	0			0	0.00	
Davao Occidental	0			0	0.00	

Davao City	0			0	0.00	
Region 12	0	0	0	0	0.00	0
North Cotabato	0			0	0.00	
Sarangani	0			0	0.00	
South Cotabato	0			0	0.00	
Sultan Kudarat	0			0	0.00	
Cotabato City	0			0	0.00	
Gen. Santos City	0			0	0.00	
A.R.M.M.	0	0	0	0	0.00	0
Basilan	0			0	0.00	
Lanao del Sur	0			0	0.00	
Maguindanao	0			0	0.00	
Sulu	0			0	0.00	
Tawi-Tawi	0			0	0.00	
Lamitan City	0			0	0.00	
Marawi City	0			0	0.00	
CARAGA	0	0	0	0	0.00	0
Agusan del Norte	0			0	0.00	
Agusan del Sur	0			0	0.00	
Surigao del Norte	0			0	0.00	
Surigao del Sur	0			0	0.00	
Province of Dinagat	0			0	0.00	
Bislig City	0			0	0.00	
Butuan City	0			0	0.00	
Surigao City	0			0	0.00	

Legend:

0 = No Case

* = No Report

Case detection rate = Total No. of newly detected cases/Total Pop.

Table 2K.2 - Leprosy

Number of Newly Detected Cases and Case Detection Rate
by Region, Province and City
Philippines, 2017

Area	No. of newly detected cases					
	Total	Less than 15 yr. old				Male
		Male	Female	Total	%	
PHILIPPINES	3	2	0	2	66.67	1
N C R	3	2	0	2	66.67	1
Malabon	0	0	0	0	0.00	0
Navotas	0	0	0	0	0.00	0
Valenzuela City	0	0	0	0	0.00	0
Caloocan City	0	0	0	0	0.00	0
Marikina City	0	0	0	0	0.00	0
Pasig City	0	0	0	0	0.00	0
Pateros	0	0	0	0	0.00	0
Taguig	2	2	0	2	100.00	0
Quezon City	1	0	0	0	0.00	1
Makati City	0	0	0	0	0.00	0
Mandaluyong City	0	0	0	0	0.00	0
San Juan	0	0	0	0	0.00	0
Manila City	0	0	0	0	0.00	0
Las Piñas City	0	0	0	0	0.00	0
Muntinlupa City	0	0	0	0	0.00	0
Parañaque City	0	0	0	0	0.00	0
Pasay City	0	0	0	0	0.00	0
C A R	0	0	0	0	0.00	0
Abra	0			0	0.00	
Apayao	0			0	0.00	
Benguet	0			0	0.00	
Ifugao	0			0	0.00	
Kalinga	0			0	0.00	
Mt. Province	0			0	0.00	
Baguio City	0			0	0.00	
Region 1	0	0	0	0	0.00	0
Ilocos Note	0			0	0.00	

Ilocos Sur	0			0	0.00	
La Union	0			0	0.00	
Pangasinan	0			0	0.00	
Alaminos City	0			0	0.00	
Candon City	0			0	0.00	
Dagupan City	0			0	0.00	
Laoag City	0			0	0.00	
San Carlos City	0			0	0.00	
San Fernando City	0			0	0.00	
Urdaneta City	0			0	0.00	
Vigan City	0			0	0.00	
Region 2	0	0	0	0	0.00	0
Batanes	0			0	0.00	
Cagayan	0			0	0.00	
Isabela	0			0	0.00	
Nueva Vizcaya	0			0	0.00	
Quirino	0			0	0.00	
Cauayan City	0			0	0.00	
Ilagan City	0			0	0.00	
Santiago City	0			0	0.00	
Tuguegarao City	0			0	0.00	
Region 3	0	0	0	0	0.00	0
Aurora	0			0	0.00	
Bataan	0			0	0.00	
Bulacan	0			0	0.00	
Nueva Ecija	0			0	0.00	
Pampanga	0			0	0.00	
Tarlac	0			0	0.00	
Zambales	0			0	0.00	
Angeles City	0			0	0.00	
Balanga City	0			0	0.00	
Cabanatuan City	0			0	0.00	
City of San Fernando	0			0	0.00	
Gapan City	0			0	0.00	
Mabalacat City	0			0	0.00	
Malolos City	0			0	0.00	
Meycauayan	0			0	0.00	
Olongapo	0			0	0.00	
Palayan City	0			0	0.00	
San Jose City	0			0	0.00	
San Jose del Monte City	0			0	0.00	

Science City of Munoz	0			0	0.00	
Tarlac City	0			0	0.00	
Region 4A	0	0	0	0	0.00	0
Batangas	0			0	0.00	
Cavite	0			0	0.00	
Laguna	0			0	0.00	
Quezon	0			0	0.00	
Rizal	0			0	0.00	
Antipolo City	0			0	0.00	
Bacoor City	0			0	0.00	
Batangas City	0			0	0.00	
Biñan City	0			0	0.00	
Cabuyao City	0			0	0.00	
Calamba City	0			0	0.00	
Cavite City	0			0	0.00	
Dasmariñas City	0			0	0.00	
General Trias City	0			0	0.00	
Imus City	0			0	0.00	
Lipa City	0			0	0.00	
Lucena City	0			0	0.00	
San Pablo City	0			0	0.00	
San Pedro City	0			0	0.00	
Santa Rosa City	0			0	0.00	
Tagaytay City	0			0	0.00	
Tanauan City	0			0	0.00	
Tayabas City	0			0	0.00	
Trece Martires City	0			0	0.00	
Region 4B	0	0	0	0	0.00	0
Marinduque	0			0	0.00	
Mindoro Occidental	0			0	0.00	
Mindoro Oriental	0			0	0.00	
Palawan	0			0	0.00	
Romblon	0			0	0.00	
Puerto Princesa City	0			0	0.00	
Region 5	0	0	0	0	0.00	0
Albay	0			0	0.00	
Camarines Norte	0			0	0.00	
Camarines Sur	0			0	0.00	
Catanduanes	0			0	0.00	
Masbate	0			0	0.00	

Sorsogon	0			0	0.00	
Iriga City	0			0	0.00	
Legaspi City	0			0	0.00	
Naga City	0			0	0.00	
Region 6	0	0	0	0	0.00	0
Aklan	0			0	0.00	
Antique	0			0	0.00	
Capiz	0			0	0.00	
Guimaras	0			0	0.00	
Iloilo	0			0	0.00	
Negros Occidental	0			0	0.00	
Bacolod City	0			0	0.00	
Bago City	0			0	0.00	
Cadiz City	0			0	0.00	
Escalante City	0			0	0.00	
Himamaylan City	0			0	0.00	
Iloilo City	0			0	0.00	
Kabankalan City	0			0	0.00	
La Carlota City	0			0	0.00	
Passi City	0			0	0.00	
Roxas City	0			0	0.00	
Sagay City	0			0	0.00	
San Carlos City	0			0	0.00	
Silay City	0			0	0.00	
Sipalay City	0			0	0.00	
Talisay City	0			0	0.00	
Victorias City	0			0	0.00	
Region 7	0	0	0	0	0.00	0
Bohol	0			0	0.00	
Cebu	0			0	0.00	
Negros Oriental	0			0	0.00	
Siquijor	0			0	0.00	
Bais City	0			0	0.00	
Bayawan City	0			0	0.00	
Canlaon City	0			0	0.00	
Cebu City	0			0	0.00	
Danao City	0			0	0.00	
Dumaguete City	0			0	0.00	
Lapu-Lapu City	0			0	0.00	
Mandaue City	0			0	0.00	
Tagbilaran City	0			0	0.00	

Talisay City	0			0	0.00	
Tanjay City	0			0	0.00	
Toledo City	0			0	0.00	
Region 8	0	0	0	0	0.00	0
Biliran	0			0	0.00	
Eastern Samar	0			0	0.00	
Northern Leyte	0			0	0.00	
Northern Samar	0			0	0.00	
Southern Leyte	0			0	0.00	
Western Samar	0			0	0.00	
Calbayog City	0			0	0.00	
Maasin City	0			0	0.00	
Ormoc City	0			0	0.00	
Tacloban City	0			0	0.00	
Region 9	0	0	0	0	0.00	0
Zamboanga del Norte	0			0	0.00	
Zamboanga del Sur	0			0	0.00	
Zamboanga Sibugay	0			0	0.00	
Dapitan City	0			0	0.00	
Dipolog City	0			0	0.00	
Isabela City	0			0	0.00	
Pagadian City	0			0	0.00	
Zamboanga City	0			0	0.00	
Region 10	0	0	0	0	0.00	0
Bukidnon	0			0	0.00	
Camiguin	0			0	0.00	
Lanao del Norte	0			0	0.00	
Misamis Occidental	0			0	0.00	
Misamis Oriental	0			0	0.00	
Cagayan de Oro City	0			0	0.00	
El Salvador City	0			0	0.00	
Gingoog City	0			0	0.00	
Iligan City	0			0	0.00	
Malaybalay City	0			0	0.00	
Oroquieta City	0			0	0.00	
Ozamis City	0			0	0.00	
Tangub City	0			0	0.00	
Valencia City	0			0	0.00	

Region 11	0	0	0	0	0.00	0
Compostela Valley	0			0	0.00	
Davao del Norte	0			0	0.00	
Davao del Sur	0			0	0.00	
Davao Oriental	0			0	0.00	
Davao Occidental	0			0	0.00	
Davao City	0			0	0.00	
Region 12	0	0	0	0	0.00	0
North Cotabato	0			0	0.00	
Sarangani	0			0	0.00	
South Cotabato	0			0	0.00	
Sultan Kudarat	0			0	0.00	
Cotabato City	0			0	0.00	
Gen. Santos City	0			0	0.00	
A.R.M.M.	0	0	0	0	0.00	0
Basilan	0			0	0.00	
Lanao del Sur	0			0	0.00	
Maguindanao	0			0	0.00	
Sulu	0			0	0.00	
Tawi-Tawi	0			0	0.00	
Lamitan City	0			0	0.00	
Marawi City	0			0	0.00	
CARAGA	0	0	0	0	0.00	0
Agusan del Norte	0			0	0.00	
Agusan del Sur	0			0	0.00	
Surigao del Norte	0			0	0.00	
Surigao del Sur	0			0	0.00	
Province of Dinagat	0			0	0.00	
Bislig City	0			0	0.00	
Butuan City	0			0	0.00	
Surigao City	0			0	0.00	

Legend:

0 = No Case

* = No Report

Case detection rate = Total No. of newly detected cases/Total Pop

0	0	0.00	0.00
	0	0.00	0.00
	0	0.00	0.00
	0	0.00	0.00
	0	0.00	0.00
	0	0.00	0.00
0	0	0.00	0.00
	0	0.00	0.00
	0	0.00	0.00
	0	0.00	0.00
	0	0.00	0.00
	0	0.00	0.00
	0	0.00	0.00
0	0	0.00	0.00
	0	0.00	0.00
	0	0.00	0.00
	0	0.00	0.00
	0	0.00	0.00
	0	0.00	0.00
	0	0.00	0.00
	0	0.00	0.00
	0	0.00	0.00

„ X 100,000

Table 2K.2 - Leprosy
Number of Newly Detected Cases and Case Detection Rate
By Region, Province and City
Philippines, 2017

Area	No. of Newly Detected Cases									Case Detec. Rate
	Total	Less than 15 yrs. old				With Grade 2 Disability				
		Male	Female	Total	%	Male	Female	Total	%	
PHILIPPINES	4	2	0	2	50.00	2	0	2	50.00	0.00
N C R	4	2	0	2	50.00	2	0	2	50.00	0.03
Malabon	0	0	0	0	0.00	0	0	0	0.00	0.00
Navotas	0	0	0	0	0.00	0	0	0	0.00	0.00
Valenzuela City	0	0	0	0	0.00	0	0	0	0.00	0.00
Caloocan City	0	0	0	0	0.00	0	0	0	0.00	0.00
Marikina City	0	0	0	0	0.00	0	0	0	0.00	0.00
Pasig City	0	0	0	0	0.00	0	0	0	0.00	0.00
Pateros	0	0	0	0	0.00	0	0	0	0.00	0.00
Taguig	3	2	0	2	66.67	1	0	1	33.33	0.37
Quezon City	1	0	0	0	0.00	1	0	1	100.00	0.03
Makati City	0	0	0	0	0.00	0	0	0	0.00	0.00
Mandaluyong City	0	0	0	0	0.00	0	0	0	0.00	0.00
San Juan	0	0	0	0	0.00	0	0	0	0.00	0.00
Manila City	0	0	0	0	0.00	0	0	0	0.00	0.00
Las Piñas City	0	0	0	0	0.00	0	0	0	0.00	0.00
Muntinlupa City	0	0	0	0	0.00	0	0	0	0.00	0.00
Parañaque City	0	0	0	0	0.00	0	0	0	0.00	0.00
Pasay City	0	0	0	0	0.00	0	0	0	0.00	0.00
C A R	0	0	0	0	0.00	0	0	0	0.00	0.00
Abra	0	0	0	0	0.00	0	0	0	0.00	0.00
Apayao	0	0	0	0	0.00	0	0	0	0.00	0.00
Benguet	0	0	0	0	0.00	0	0	0	0.00	0.00
Ifugao	0	0	0	0	0.00	0	0	0	0.00	0.00
Kalinga	0	0	0	0	0.00	0	0	0	0.00	0.00
Mt. Province	0	0	0	0	0.00	0	0	0	0.00	0.00
Baguio City	0	0	0	0	0.00	0	0	0	0.00	0.00
Region 1	0	0	0	0	0.00	0	0	0	0.00	0.00
Ilocos Note	0	0	0	0	0.00	0	0	0	0.00	0.00
Ilocos Sur	0	0	0	0	0.00	0	0	0	0.00	0.00
La Union	0	0	0	0	0.00	0	0	0	0.00	0.00
Pangasinan	0	0	0	0	0.00	0	0	0	0.00	0.00
Alaminos City	0	0	0	0	0.00	0	0	0	0.00	0.00
Candon City	0	0	0	0	0.00	0	0	0	0.00	0.00
Dagupan City	0	0	0	0	0.00	0	0	0	0.00	0.00
Laoag City	0	0	0	0	0.00	0	0	0	0.00	0.00
San Carlos City	0	0	0	0	0.00	0	0	0	0.00	0.00
San Fernando City	0	0	0	0	0.00	0	0	0	0.00	0.00
Urdaneta City	0	0	0	0	0.00	0	0	0	0.00	0.00
Vigan City	0	0	0	0	0.00	0	0	0	0.00	0.00
Region 2	0	0	0	0	0.00	0	0	0	0.00	0.00
Batanes	0	0	0	0	0.00	0	0	0	0.00	0.00
Cagayan	0	0	0	0	0.00	0	0	0	0.00	0.00

Table 2K.2 - Leprosy
Number of Newly Detected Cases and Case Detection Rate
By Region, Province and City
Philippines, 2017

Area	No. of Newly Detected Cases									
	Total	Less than 15 yrs. old				With Grade 2 Disability				Case Detec. Rate
		Male	Female	Total	%	Male	Female	Total	%	
Isabela	0	0	0	0	0.00	0	0	0	0.00	0.00
Nueva Vizcaya	0	0	0	0	0.00	0	0	0	0.00	0.00
Quirino	0	0	0	0	0.00	0	0	0	0.00	0.00
Cauayan City	0	0	0	0	0.00	0	0	0	0.00	0.00
Ilagan City	0	0	0	0	0.00	0	0	0	0.00	0.00
Santiago City	0	0	0	0	0.00	0	0	0	0.00	0.00
Tuguegarao City	0	0	0	0	0.00	0	0	0	0.00	0.00
Region 3	0	0	0	0	0.00	0	0	0	0.00	0.00
Aurora	0	0	0	0	0.00	0	0	0	0.00	0.00
Bataan	0	0	0	0	0.00	0	0	0	0.00	0.00
Bulacan	0	0	0	0	0.00	0	0	0	0.00	0.00
Nueva Ecija	0	0	0	0	0.00	0	0	0	0.00	0.00
Pampanga	0	0	0	0	0.00	0	0	0	0.00	0.00
Tarlac	0	0	0	0	0.00	0	0	0	0.00	0.00
Zambales	0	0	0	0	0.00	0	0	0	0.00	0.00
Angeles City	0	0	0	0	0.00	0	0	0	0.00	0.00
Balanga City	0	0	0	0	0.00	0	0	0	0.00	0.00
Cabanatuan City	0	0	0	0	0.00	0	0	0	0.00	0.00
City of San Fernando	0	0	0	0	0.00	0	0	0	0.00	0.00
Gapan City	0	0	0	0	0.00	0	0	0	0.00	0.00
Mabalacat City	0	0	0	0	0.00	0	0	0	0.00	0.00
Malolos City	0	0	0	0	0.00	0	0	0	0.00	0.00
Meycauayan	0	0	0	0	0.00	0	0	0	0.00	0.00
Olongapo	0	0	0	0	0.00	0	0	0	0.00	0.00
Palayan City	0	0	0	0	0.00	0	0	0	0.00	0.00
San Jose City	0	0	0	0	0.00	0	0	0	0.00	0.00
San Jose del Monte City	0	0	0	0	0.00	0	0	0	0.00	0.00
Science City of Munoz	0	0	0	0	0.00	0	0	0	0.00	0.00
Tarlac City	0	0	0	0	0.00	0	0	0	0.00	0.00
Region 4A	0	0	0	0	0.00	0	0	0	0.00	0.00
Batangas	0	0	0	0	0.00	0	0	0	0.00	0.00
Cavite	0	0	0	0	0.00	0	0	0	0.00	0.00
Laguna	0	0	0	0	0.00	0	0	0	0.00	0.00
Quezon	0	0	0	0	0.00	0	0	0	0.00	0.00
Rizal	0	0	0	0	0.00	0	0	0	0.00	0.00
Antipolo City	0	0	0	0	0.00	0	0	0	0.00	0.00
Bacoor City	0	0	0	0	0.00	0	0	0	0.00	0.00
Batangas City	0	0	0	0	0.00	0	0	0	0.00	0.00
Biñan City	0	0	0	0	0.00	0	0	0	0.00	0.00
Cabuyao City	0	0	0	0	0.00	0	0	0	0.00	0.00
Calamba City	0	0	0	0	0.00	0	0	0	0.00	0.00
Cavite City	0	0	0	0	0.00	0	0	0	0.00	0.00
Dasmarinas City	0	0	0	0	0.00	0	0	0	0.00	0.00
General Trias City	0	0	0	0	0.00	0	0	0	0.00	0.00
Imus City	0	0	0	0	0.00	0	0	0	0.00	0.00
Lipa City	0	0	0	0	0.00	0	0	0	0.00	0.00
Lucena City	0	0	0	0	0.00	0	0	0	0.00	0.00
San Pablo City	0	0	0	0	0.00	0	0	0	0.00	0.00
San Pedro City	0	0	0	0	0.00	0	0	0	0.00	0.00
Santa Rosa City	0	0	0	0	0.00	0	0	0	0.00	0.00

Table 2K.2 - Leprosy
Number of Newly Detected Cases and Case Detection Rate
By Region, Province and City
Philippines, 2017

Area	No. of Newly Detected Cases									
	Total	Less than 15 yrs. old				With Grade 2 Disability				Case Detec. Rate
		Male	Female	Total	%	Male	Female	Total	%	
Tagaytay City	0	0	0	0	0.00	0	0	0	0.00	0.00
Tanauan City	0	0	0	0	0.00	0	0	0	0.00	0.00
Tayabas City	0	0	0	0	0.00	0	0	0	0.00	0.00
Trece Martires City	0	0	0	0	0.00	0	0	0	0.00	0.00
Region 4B	0	0	0	0	0.00	0	0	0	0.00	0.00
Marinduque	0	0	0	0	0.00	0	0	0	0.00	0.00
Mindoro Occidental	0	0	0	0	0.00	0	0	0	0.00	0.00
Mindoro Oriental	0	0	0	0	0.00	0	0	0	0.00	0.00
Palawan	0	0	0	0	0.00	0	0	0	0.00	0.00
Romblon	0	0	0	0	0.00	0	0	0	0.00	0.00
Puerto Princesa City	0	0	0	0	0.00	0	0	0	0.00	0.00
Region 5	0	0	0	0	0.00	0	0	0	0.00	0.00
Albay	0	0	0	0	0.00	0	0	0	0.00	0.00
Camarines Norte	0	0	0	0	0.00	0	0	0	0.00	0.00
Camarines Sur	0	0	0	0	0.00	0	0	0	0.00	0.00
Catanduanes	0	0	0	0	0.00	0	0	0	0.00	0.00
Masbate	0	0	0	0	0.00	0	0	0	0.00	0.00
Sorsogon	0	0	0	0	0.00	0	0	0	0.00	0.00
Iriga City	0	0	0	0	0.00	0	0	0	0.00	0.00
Legaspi City	0	0	0	0	0.00	0	0	0	0.00	0.00
Naga City	0	0	0	0	0.00	0	0	0	0.00	0.00
Region 6	0	0	0	0	0.00	0	0	0	0.00	0.00
Aklan	0	0	0	0	0.00	0	0	0	0.00	0.00
Antique	0	0	0	0	0.00	0	0	0	0.00	0.00
Capiz	0	0	0	0	0.00	0	0	0	0.00	0.00
Guimaras	0	0	0	0	0.00	0	0	0	0.00	0.00
Iloilo	0	0	0	0	0.00	0	0	0	0.00	0.00
Negros Occidental	0	0	0	0	0.00	0	0	0	0.00	0.00
Bacolod City	0	0	0	0	0.00	0	0	0	0.00	0.00
Bago City	0	0	0	0	0.00	0	0	0	0.00	0.00
Cadiz City	0	0	0	0	0.00	0	0	0	0.00	0.00
Escalante City	0	0	0	0	0.00	0	0	0	0.00	0.00
Himamaylan City	0	0	0	0	0.00	0	0	0	0.00	0.00
Iloilo City	0	0	0	0	0.00	0	0	0	0.00	0.00
Kabankalan City	0	0	0	0	0.00	0	0	0	0.00	0.00
La Carlota City	0	0	0	0	0.00	0	0	0	0.00	0.00
Passi City	0	0	0	0	0.00	0	0	0	0.00	0.00
Roxas City	0	0	0	0	0.00	0	0	0	0.00	0.00
Sagay City	0	0	0	0	0.00	0	0	0	0.00	0.00
San Carlos City	0	0	0	0	0.00	0	0	0	0.00	0.00
Silay City	0	0	0	0	0.00	0	0	0	0.00	0.00
Sipalay City	0	0	0	0	0.00	0	0	0	0.00	0.00
Talisay City	0	0	0	0	0.00	0	0	0	0.00	0.00
Victorias City	0	0	0	0	0.00	0	0	0	0.00	0.00

Table 2K.2 - Leprosy
Number of Newly Detected Cases and Case Detection Rate
By Region, Province and City
Philippines, 2017

Area	No. of Newly Detected Cases									
	Total	Less than 15 yrs. old				With Grade 2 Disability				Case Detec. Rate
		Male	Female	Total	%	Male	Female	Total	%	
Region 7	0	0	0	0	0.00	0	0	0	0.00	0.00
Bohol	0	0	0	0	0.00	0	0	0	0.00	0.00
Cebu	0	0	0	0	0.00	0	0	0	0.00	0.00
Negros Oriental	0	0	0	0	0.00	0	0	0	0.00	0.00
Siquijor	0	0	0	0	0.00	0	0	0	0.00	0.00
Bais City	0	0	0	0	0.00	0	0	0	0.00	0.00
Bayawan City	0	0	0	0	0.00	0	0	0	0.00	0.00
Canlaon City	0	0	0	0	0.00	0	0	0	0.00	0.00
Cebu City	0	0	0	0	0.00	0	0	0	0.00	0.00
Danao City	0	0	0	0	0.00	0	0	0	0.00	0.00
Dumaguete City	0	0	0	0	0.00	0	0	0	0.00	0.00
Lapu-Lapu City	0	0	0	0	0.00	0	0	0	0.00	0.00
Mandaue City	0	0	0	0	0.00	0	0	0	0.00	0.00
Tagbilaran City	0	0	0	0	0.00	0	0	0	0.00	0.00
Talisay City	0	0	0	0	0.00	0	0	0	0.00	0.00
Tanjay City	0	0	0	0	0.00	0	0	0	0.00	0.00
Toledo City	0	0	0	0	0.00	0	0	0	0.00	0.00
Region 8	0	0	0	0	0.00	0	0	0	0.00	0.00
Biliran	0	0	0	0	0.00	0	0	0	0.00	0.00
Eastern Samar	0	0	0	0	0.00	0	0	0	0.00	0.00
Northern Leyte	0	0	0	0	0.00	0	0	0	0.00	0.00
Northern Samar	0	0	0	0	0.00	0	0	0	0.00	0.00
Southern Leyte	0	0	0	0	0.00	0	0	0	0.00	0.00
Western Samar	0	0	0	0	0.00	0	0	0	0.00	0.00
Calbayog City	0	0	0	0	0.00	0	0	0	0.00	0.00
Maasin City	0	0	0	0	0.00	0	0	0	0.00	0.00
Ormoc City	0	0	0	0	0.00	0	0	0	0.00	0.00
Tacloban City	0	0	0	0	0.00	0	0	0	0.00	0.00
Region 9	0	0	0	0	0.00	0	0	0	0.00	0.00
Zamboanga del Norte	0	0	0	0	0.00	0	0	0	0.00	0.00
Zamboanga del Sur	0	0	0	0	0.00	0	0	0	0.00	0.00
Zamboanga Sibugay	0	0	0	0	0.00	0	0	0	0.00	0.00
Dapitan City	0	0	0	0	0.00	0	0	0	0.00	0.00
Dipolog City	0	0	0	0	0.00	0	0	0	0.00	0.00
Isabela City	0	0	0	0	0.00	0	0	0	0.00	0.00
Pagadian City	0	0	0	0	0.00	0	0	0	0.00	0.00
Zamboanga City	0	0	0	0	0.00	0	0	0	0.00	0.00
Region 10	0	0	0	0	0.00	0	0	0	0.00	0.00
Bukidnon	0	0	0	0	0.00	0	0	0	0.00	0.00
Camiguin	0	0	0	0	0.00	0	0	0	0.00	0.00
Lanao del Norte	0	0	0	0	0.00	0	0	0	0.00	0.00
Misamis Occidental	0	0	0	0	0.00	0	0	0	0.00	0.00
Misamis Oriental	0	0	0	0	0.00	0	0	0	0.00	0.00
Cagayan de Oro City	0	0	0	0	0.00	0	0	0	0.00	0.00
El Salvador City	0	0	0	0	0.00	0	0	0	0.00	0.00

Table 2K.2 - Leprosy
Number of Newly Detected Cases and Case Detection Rate
By Region, Province and City
Philippines, 2017

Area	No. of Newly Detected Cases									
	Total	Less than 15 yrs. old				With Grade 2 Disability				Case Detec. Rate
		Male	Female	Total	%	Male	Female	Total	%	
Gingoog City	0	0	0	0	0.00	0	0	0	0.00	0.00
Iligan City	0	0	0	0	0.00	0	0	0	0.00	0.00
Malaybalay City	0	0	0	0	0.00	0	0	0	0.00	0.00
Oroquieta City	0	0	0	0	0.00	0	0	0	0.00	0.00
Ozamis City	0	0	0	0	0.00	0	0	0	0.00	0.00
Tangub City	0	0	0	0	0.00	0	0	0	0.00	0.00
Valencia City	0	0	0	0	0.00	0	0	0	0.00	0.00
Region 11	0	0	0	0	0.00	0	0	0	0.00	0.00
Compostela Valley	0	0	0	0	0.00	0	0	0	0.00	0.00
Davao del Norte	0	0	0	0	0.00	0	0	0	0.00	0.00
Davao del Sur	0	0	0	0	0.00	0	0	0	0.00	0.00
Davao Oriental	0	0	0	0	0.00	0	0	0	0.00	0.00
Davao Occidental	0	0	0	0	0.00	0	0	0	0.00	0.00
Davao City	0	0	0	0	0.00	0	0	0	0.00	0.00
Region 12	0	0	0	0	0.00	0	0	0	0.00	0.00
North Cotabato	0	0	0	0	0.00	0	0	0	0.00	0.00
Sarangani	0	0	0	0	0.00	0	0	0	0.00	0.00
South Cotabato	0	0	0	0	0.00	0	0	0	0.00	0.00
Sultan Kudarat	0	0	0	0	0.00	0	0	0	0.00	0.00
Cotabato City	0	0	0	0	0.00	0	0	0	0.00	0.00
Gen. Santos City	0	0	0	0	0.00	0	0	0	0.00	0.00
A.R.M.M.	0	0	0	0	0.00	0	0	0	0.00	0.00
Basilan	0	0	0	0	0.00	0	0	0	0.00	0.00
Lanao del Sur	0	0	0	0	0.00	0	0	0	0.00	0.00
Maguindanao	0	0	0	0	0.00	0	0	0	0.00	0.00
Sulu	0	0	0	0	0.00	0	0	0	0.00	0.00
Tawi-Tawi	0	0	0	0	0.00	0	0	0	0.00	0.00
Lamitan City	0	0	0	0	0.00	0	0	0	0.00	0.00
Marawi City	0	0	0	0	0.00	0	0	0	0.00	0.00
CARAGA	0	0	0	0	0.00	0	0	0	0.00	0.00
Agusan del Norte	0	0	0	0	0.00	0	0	0	0.00	0.00
Agusan del Sur	0	0	0	0	0.00	0	0	0	0.00	0.00
Surigao del Norte	0	0	0	0	0.00	0	0	0	0.00	0.00
Surigao del Sur	0	0	0	0	0.00	0	0	0	0.00	0.00
Province of Dinagat	0	0	0	0	0.00	0	0	0	0.00	0.00
Bislig City	0	0	0	0	0.00	0	0	0	0.00	0.00
Butuan City	0	0	0	0	0.00	0	0	0	0.00	0.00
Surigao City	0	0	0	0	0.00	0	0	0	0.00	0.00

Legend:

0 = No Case

Case detection rate = Total No. of newly detected cases/Total Pop. X 100,000

* = No Report

Area	No. of newly detected cases							
	Total	Less than 15 yr. old				Grade 2 disability		
		Male	Female	Total	%	Male	Female	Total
Philippines	4	2	0	2	50.00	2	0	2
NCR	4	2	0	2	50.00	2	0	2
CAR	0	0	0	0	0.00	0	0	0
Region 1	0	0	0	0	0.00	0	0	0
Region 2	0	0	0	0	0.00	0	0	0
Region 3	0	0	0	0	0.00	0	0	0
Region 4A	0	0	0	0	0.00	0	0	0
Region 4B	0	0	0	0	0.00	0	0	0
Region 5	0	0	0	0	0.00	0	0	0
Region 6	0	0	0	0	0.00	0	0	0
Region 7	0	0	0	0	0.00	0	0	0
Region 8	0	0	0	0	0.00	0	0	0
Region 9	0	0	0	0	0.00	0	0	0
Region 10	0	0	0	0	0.00	0	0	0
Region 11	0	0	0	0	0.00	0	0	0
Region 12	0	0	0	0	0.00	0	0	0
ARMM	0	0	0	0	0.00	0	0	0
CARAGA	0	0	0	0	0.00	0	0	0

Figure 2K.1

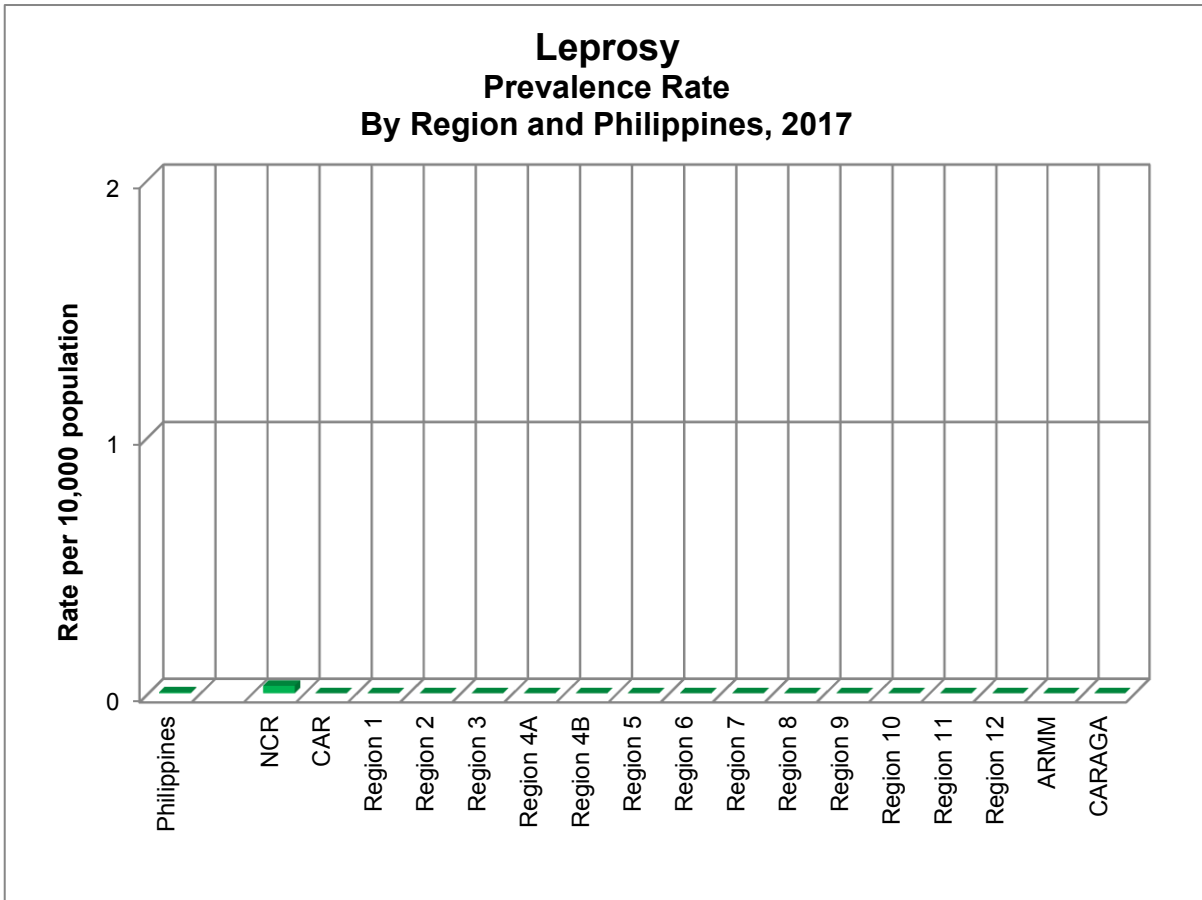


Figure 2K.2

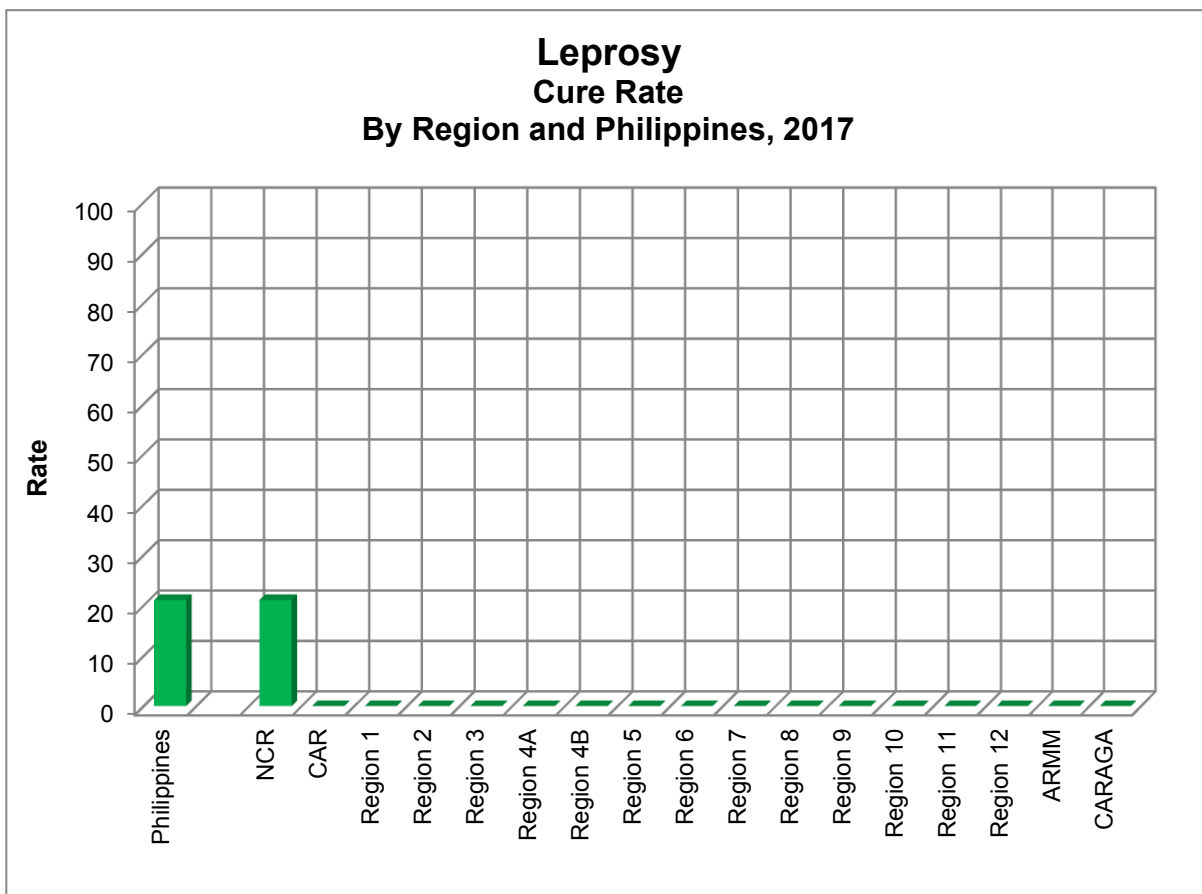


Figure 2K.3

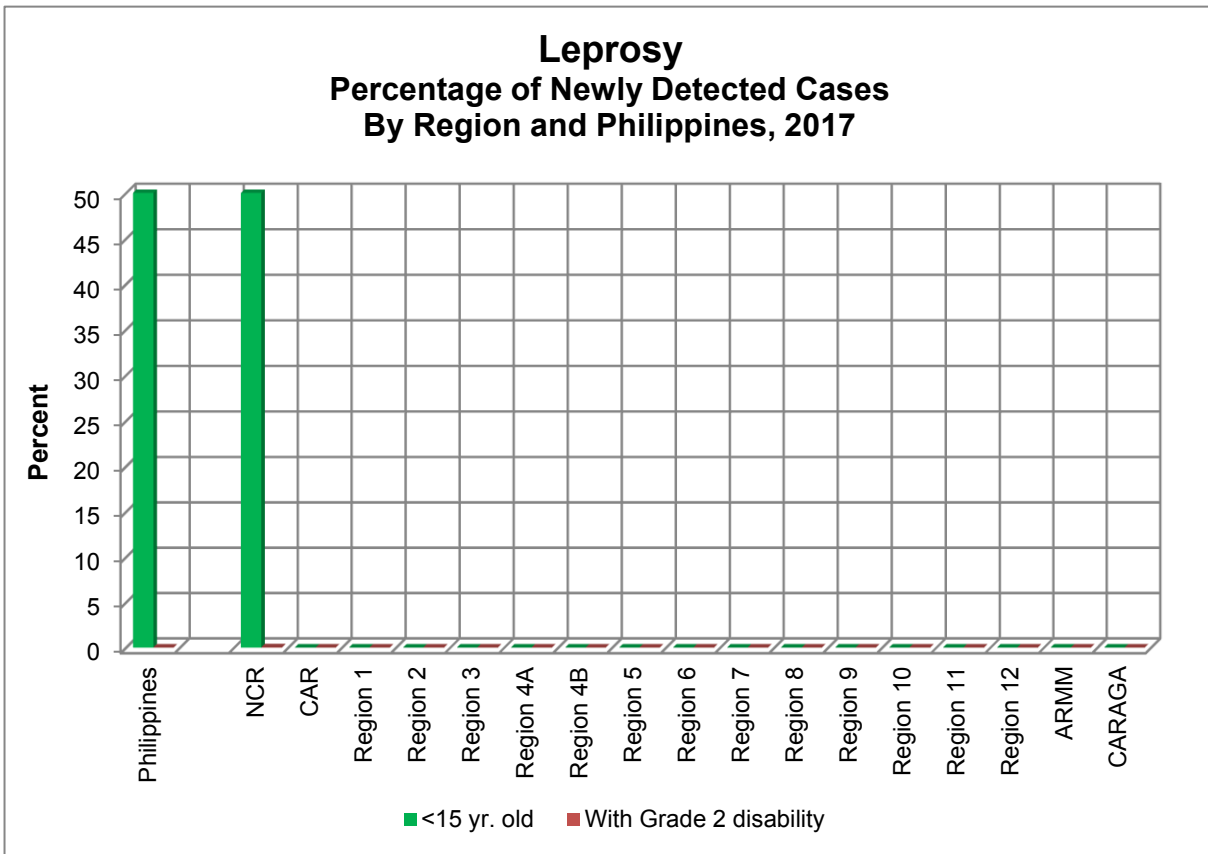


Figure 2K.4

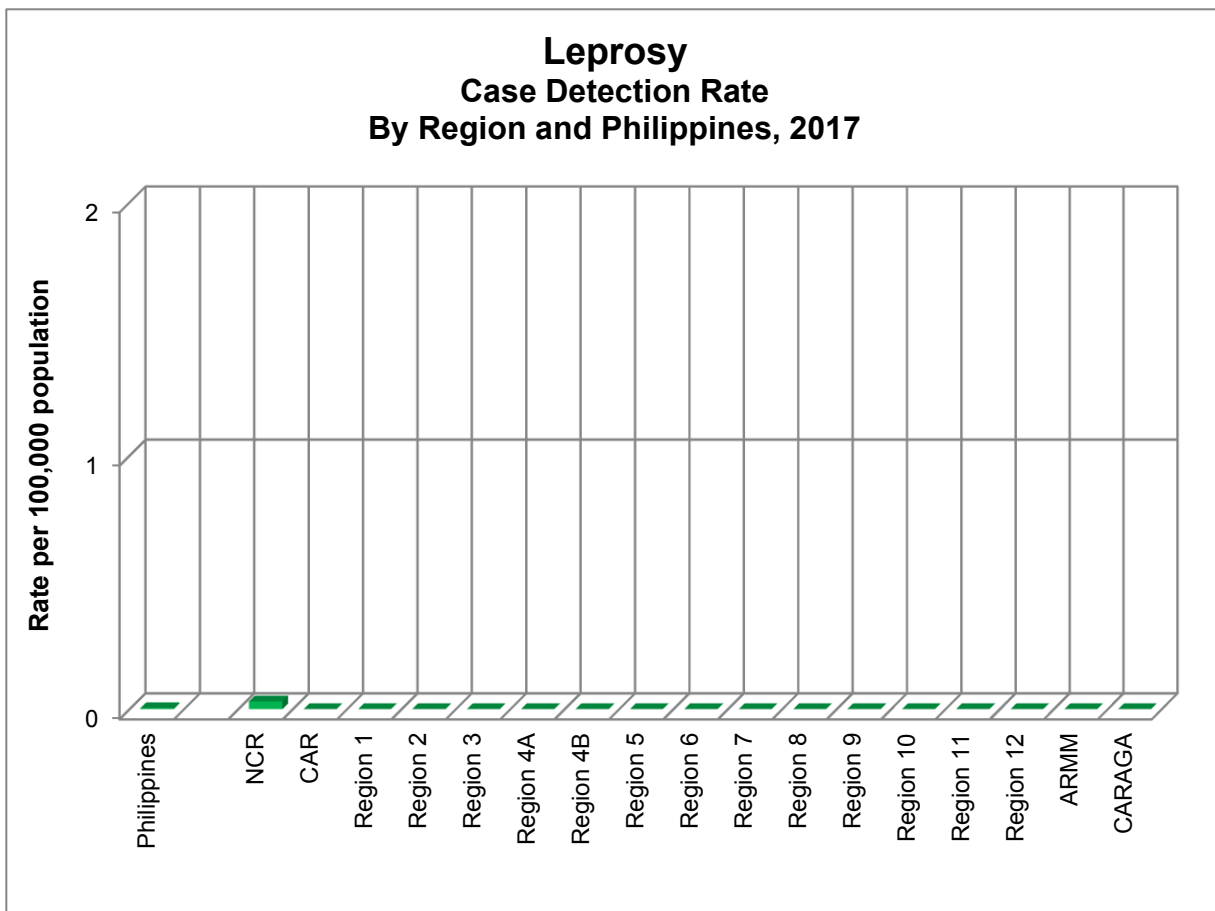


Figure 2K.5

