

CHILD CARE

Children 0-59 mos. old with Diarrheas by Region, Province and City
Quarterly Report, 2017

First Quarter

Area	Diarrhea Cases			Given ORS				Given ORS/ORT and Zinc			
	Male	Female	Total	Male	Female	Total	%	Male	Female	Total	%
PHILIPPINES	3,971	3,260	7,231	3,136	2,557	5,693	78.73	2,462	2,003	4,465	61.75
N C R	3,971	3,260	7,231	3,136	2,557	5,693	78.73	2,462	2,003	4,465	61.75
Malabon	50	55	105	50	55	105	100.00	50	55	105	100.00
Navotas	195	165	360	186	160	346	96.11	40	33	73	20.28
Valenzuela City	361	294	655	354	276	630	96.18	120	104	224	34.20
Caloocan City	208	200	408	208	200	408	100.00	208	200	408	100.00
Marikina City	61	47	108	34	29	63	58.33	27	18	45	41.67
Pasig City	166	120	286	157	117	274	95.80	73	62	135	47.20
Pateros	48	33	81	48	33	81	100.00	48	33	81	100.00
Taguig	367	282	649	394	260	654	100.77	200	151	351	54.08
Quezon City	513	426	939	223	186	409	43.56	290	240	530	56.44
Makati City	201	157	358	201	157	358	100.00	201	157	358	100.00
Mandaluyong City	82	65	147	76	61	137	93.20	24	11	35	23.81
San Juan	64	47	111	64	47	111	100.00	0		0	0.00
Manila City	859	718	1,577	676	592	1,268	80.41	421	325	746	47.31
Las Piñas City	381	310	691	381	310	691	100.00	381	310	691	100.00
Muntinlupa City	187	174	361	5	4	9	2.49	182	170	352	97.51
Parañaque City	114	90	204	79	70	149	73.04	83	57	140	68.63
Pasay City	114	77	191	0	0	0	0.00	114	77	191	100.00

C A R	0	0	0	0	0	0	0.00	0	0	0	0.00
Abra			0				0.00			0	0.00
Apayao			0				0.00			0	0.00
Benguet			0				0.00			0	0.00
Ifugao			0				0.00			0	0.00
Kalinga			0				0.00			0	0.00
Mt. Province			0				0.00			0	0.00
Baguio City			0				0.00			0	0.00
Region 1	0	0	0	0	0	0	0.00	0	0	0	0.00
Ilocos Norte			0				0.00			0	0.00
Ilocos Sur			0				0.00			0	0.00
La Union			0				0.00			0	0.00
Pangasinan			0				0.00			0	0.00
Alaminos City			0				0.00			0	0.00
Candon City			0				0.00			0	0.00
Dagupan City			0				0.00			0	0.00
Laoag City			0				0.00			0	0.00
San Carlos City			0				0.00			0	0.00
San Fernando City			0				0.00			0	0.00
Urduyeta City			0				0.00			0	0.00
Vigan City			0				0.00			0	0.00
Region 2	0	0	0	0	0	0	0.00	0	0	0	0.00
Batanes			0				0.00			0	0.00
Cagayan			0				0.00			0	0.00
Isabela			0				0.00			0	0.00
Nueva Vizcaya			0				0.00			0	0.00

Quirino			0			0	0.00			0	0.00
Cauayan City			0			0	0.00			0	0.00
Ilagan City			0			0	0.00			0	0.00
Santiago City			0			0	0.00			0	0.00
Tuguegarao City			0			0	0.00			0	0.00
Region 3	0	0	0	0	0	0	0.00	0	0	0	0.00
Aurora			0			0	0.00			0	0.00
Bataan			0			0	0.00			0	0.00
Bulacan			0			0	0.00			0	0.00
Nueva Ecija			0			0	0.00			0	0.00
Pampanga			0			0	0.00			0	0.00
Tarlac			0			0	0.00			0	0.00
Zambales			0			0	0.00			0	0.00
Angeles City			0			0	0.00			0	0.00
Balanga City			0			0	0.00			0	0.00
Cabanatuan City			0			0	0.00			0	0.00
City of San Fernando			0			0	0.00			0	0.00
Gapan City			0			0	0.00			0	0.00
Mabalacat City			0			0	0.00			0	0.00
Malolos City			0			0	0.00			0	0.00
Meycauayan			0			0	0.00			0	0.00
Olongapo			0			0	0.00			0	0.00
Palayan City			0			0	0.00			0	0.00
San Jose City			0			0	0.00			0	0.00
San Jose del Monte City			0			0	0.00			0	0.00
Science City of Munoz			0			0	0.00			0	0.00
Tarlac City			0			0	0.00			0	0.00
Region 4A	0	0	0	0	0	0	0.00	0	0	0	0.00

Batangas	0	0	0.00	0	0.00
Cavite	0	0	0.00	0	0.00
Laguna	0	0	0.00	0	0.00
Quezon	0	0	0.00	0	0.00
Rizal	0	0	0.00	0	0.00
Antipolo City	0	0	0.00	0	0.00
Bacoor City	0	0	0.00	0	0.00
Batangas City	0	0	0.00	0	0.00
Biñan City	0	0	0.00	0	0.00
Cabuyao City	0	0	0.00	0	0.00

CHILD CARE

Children 0-59 mos. old with Diarrheas by Region, Province and City
Quarterly Report, 2017

Second Quarter

Area	Diarrhea Cases			Given ORS				Given ORS/ORT and Zinc			
	Male	Female	Total	Male	Female	Total	%	Male	Female	Total	%
PHILIPPINES	2,639	2,206	4,845	2,082	1,678	3,760	77.61	1,651	1,344	2,995	61.82
N C R	2,639	2,206	4,845	2,082	1,678	3,760	77.61	1,651	1,344	2,995	61.82
Malabon	39	29	68	39	29	68	100.00	9	6	15	22.06
Navotas	115	128	243	115	128	243	100.00	31	25	56	23.05
Valenzuela City	228	190	418	219	190	409	97.85	108	81	189	45.22
Caloocan City	124	118	242	124	118	242	100.00	124	118	242	100.00
Marikina City	25	21	46	17	15	32	69.57	8	7	15	32.61
Pasig City	135	110	245	117	98	215	87.76	65	58	123	50.20
Pateros	20	21	41	20	21	41	100.00	16	16	32	78.05
Taguig	242	176	418	222	168	390	93.30	144	91	235	56.22
Quezon City	266	245	511	97	89	186	36.40	169	156	325	63.60
Makati City	118	85	203	118	85	203	100.00	118	85	203	100.00
Mandaluyong City	56	47	103	56	47	103	100.00	56	47	103	100.00
San Juan	13	8	21	13	8	21	100.00	0	0	0	0.00
Manila City	714	586	1,300	599	456	1,055	81.15	301	242	543	41.77
Las Piñas City	278	186	464	278	186	464	100.00	268	182	450	96.98
Muntinlupa City	141	153	294	10	17	27	9.18	131	136	267	90.82
Parañaque City	41	29	70	38	23	61	87.14	19	20	39	55.71
Pasay City	84	74	158	0	0	0	0.00	84	74	158	100.00

CAR	0	0	0	0	0	0	0.00	0	0	0	0.00
Abra			0			0	0.00			0	0.00
Apayao			0			0	0.00			0	0.00
Benguet			0			0	0.00			0	0.00
Ifugao			0			0	0.00			0	0.00
Kalinga			0			0	0.00			0	0.00
Mt. Province			0			0	0.00			0	0.00
Baguio City			0			0	0.00			0	0.00
Region 1	0	0	0	0	0	0	0.00	0	0	0	0.00
Ilocos Norte			0			0	0.00			0	0.00
Ilocos Sur			0			0	0.00			0	0.00
La Union			0			0	0.00			0	0.00
Pangasinan			0			0	0.00			0	0.00
Alaminos City			0			0	0.00			0	0.00
Candon City			0			0	0.00			0	0.00
Dagupan City			0			0	0.00			0	0.00
Laoag City			0			0	0.00			0	0.00
San Carlos City			0			0	0.00			0	0.00
San Fernando City			0			0	0.00			0	0.00
Urduyeta City			0			0	0.00			0	0.00
Vigan City			0			0	0.00			0	0.00
Region 2	0	0	0	0	0	0	0.00	0	0	0	0.00
Batanes			0			0	0.00			0	0.00
Cagayan			0			0	0.00			0	0.00
Isabela			0			0	0.00			0	0.00
Nueva Vizcaya			0			0	0.00			0	0.00

Quirino			0			0	0.00			0	0.00
Cauayan City			0			0	0.00			0	0.00
Ilagan City			0			0	0.00			0	0.00
Santiago City			0			0	0.00			0	0.00
Tuguegarao City			0			0	0.00			0	0.00
Region 3	0	0	0	0	0	0	0.00	0	0	0	0.00
Aurora			0			0	0.00			0	0.00
Bataan			0			0	0.00			0	0.00
Bulacan			0			0	0.00			0	0.00
Nueva Ecija			0			0	0.00			0	0.00
Pampanga			0			0	0.00			0	0.00
Tarlac			0			0	0.00			0	0.00
Zambales			0			0	0.00			0	0.00
Angeles City			0			0	0.00			0	0.00
Balanga City			0			0	0.00			0	0.00
Cabanatuan City			0			0	0.00			0	0.00
City of San Fernando			0			0	0.00			0	0.00
Gapan City			0			0	0.00			0	0.00
Mabalacat City			0			0	0.00			0	0.00
Malolos City			0			0	0.00			0	0.00
Meycauayan			0			0	0.00			0	0.00
Olongapo			0			0	0.00			0	0.00
Palayan City			0			0	0.00			0	0.00
San Jose City			0			0	0.00			0	0.00
San Jose del Monte City			0			0	0.00			0	0.00
Science City of Munoz			0			0	0.00			0	0.00
Tarlac City			0			0	0.00			0	0.00
Region 4A	0	0	0	0	0	0	0.00	0	0	0	0.00

Batangas			0			0	0.00			0	0.00
Cavite			0			0	0.00			0	0.00
Laguna			0			0	0.00			0	0.00
Quezon			0			0	0.00			0	0.00
Rizal			0			0	0.00			0	0.00
Antipolo City			0			0	0.00			0	0.00
Bacoor City			0			0	0.00			0	0.00
Batangas City			0			0	0.00			0	0.00
Biñan City			0			0	0.00			0	0.00
Cabuyao City			0			0	0.00			0	0.00
Calamba City			0			0	0.00			0	0.00
Cavite City			0			0	0.00			0	0.00
Dasmariñas City			0			0	0.00			0	0.00
General Trias City			0			0	0.00			0	0.00
Imus City			0			0	0.00			0	0.00
Lipa City			0			0	0.00			0	0.00
Lucena City			0			0	0.00			0	0.00
San Pablo City			0			0	0.00			0	0.00
San Pedro City			0			0	0.00			0	0.00
Santa Rosa City			0			0	0.00			0	0.00
Tagaytay City			0			0	0.00			0	0.00
Tanauan City			0			0	0.00			0	0.00
Tayabas City			0			0	0.00			0	0.00
Trece Martires City			0			0	0.00			0	0.00
Region 4B	0	0	0	0	0	0	0.00	0	0	0	0.00
Marinduque			0			0	0.00			0	0.00
Mindoro Occidental			0			0	0.00			0	0.00
Mindoro Oriental			0			0	0.00			0	0.00
Palawan			0			0	0.00			0	0.00

Romblon			0			0	0.00			0	0.00
Puerto Princesa City			0			0	0.00			0	0.00
Region 5	0	0	0	0	0	0	0.00	0	0	0	0.00
Albay			0			0	0.00			0	0.00
Camarines Norte			0			0	0.00			0	0.00
Camarines Sur			0			0	0.00			0	0.00
Catanduanes			0			0	0.00			0	0.00
Masbate			0			0	0.00			0	0.00
Sorsogon			0			0	0.00			0	0.00
Iriga City			0			0	0.00			0	0.00
Legaspi City			0			0	0.00			0	0.00
Naga City			0			0	0.00			0	0.00
Region 6	0	0	0	0	0	0	0.00	0	0	0	0.00
Aklan			0			0	0.00			0	0.00
Antique			0			0	0.00			0	0.00
Capiz			0			0	0.00			0	0.00
Guimaras			0			0	0.00			0	0.00
Iloilo			0			0	0.00			0	0.00
Negros Occidental			0			0	0.00			0	0.00
Bacolod City			0			0	0.00			0	0.00
Bago City			0			0	0.00			0	0.00
Cadiz City			0			0	0.00			0	0.00
Escalante City			0			0	0.00			0	0.00
Himamaylan City			0			0	0.00			0	0.00
Iloilo City			0			0	0.00			0	0.00
Kabankalan City			0			0	0.00			0	0.00

La Carlota City			0			0	0.00			0	0.00
Passi City			0			0	0.00			0	0.00
Roxas City			0			0	0.00			0	0.00
Sagay City			0			0	0.00			0	0.00
San Carlos City			0			0	0.00			0	0.00
Silay City			0			0	0.00			0	0.00
Sipalay City			0			0	0.00			0	0.00
Talisay City			0			0	0.00			0	0.00
Victorias City			0			0	0.00			0	0.00
Region 7	0	0	0	0	0	0	0.00	0	0	0	0.00
Bohol			0			0	0.00			0	0.00
Cebu			0			0	0.00			0	0.00
Negros Oriental			0			0	0.00			0	0.00
Siquijor			0			0	0.00			0	0.00
Bais City			0			0	0.00			0	0.00
Bayawan City			0			0	0.00			0	0.00
Canlaon City			0			0	0.00			0	0.00
Cebu City			0			0	0.00			0	0.00
Danao City			0			0	0.00			0	0.00
Dumaguete City			0			0	0.00			0	0.00
Lapu-Lapu City			0			0	0.00			0	0.00
Mandaue City			0			0	0.00			0	0.00
Tagbilaran City			0			0	0.00			0	0.00
Talisay City			0			0	0.00			0	0.00
Tanjay City			0			0	0.00			0	0.00
Toledo City			0			0	0.00			0	0.00
Region 8	0	0	0	0	0	0	0.00	0	0	0	0.00
Biliran			0			0	0.00			0	0.00

Eastern Samar			0			0	0.00			0	0.00
Northern Leyte			0			0	0.00			0	0.00
Northern Samar			0			0	0.00			0	0.00
Southern Leyte			0			0	0.00			0	0.00
Western Samar			0			0	0.00			0	0.00
Calbayog City			0			0	0.00			0	0.00
Maasin City			0			0	0.00			0	0.00
Ormoc City			0			0	0.00			0	0.00
Tacloban City			0			0	0.00			0	0.00
Region 9	0	0	0	0	0	0	0.00	0	0	0	0.00
Zamboanga del Norte			0			0	0.00			0	0.00
Zamboanga del Sur			0			0	0.00			0	0.00
Zamboanga Sibugay			0			0	0.00			0	0.00
Dapitan City			0			0	0.00			0	0.00
Dipolog City			0			0	0.00			0	0.00
Isabela City			0			0	0.00			0	0.00
Pagadian City			0			0	0.00			0	0.00
Zamboanga City			0			0	0.00			0	0.00
Region 10	0	0	0	0	0	0	0.00	0	0	0	0.00
Bukidnon			0			0	0.00			0	0.00
Camiguin			0			0	0.00			0	0.00
Lanao del Norte			0			0	0.00			0	0.00
Misamis Occidental			0			0	0.00			0	0.00
Misamis Oriental			0			0	0.00			0	0.00
Cagayan de Oro City			0			0	0.00			0	0.00
El Salvador City			0			0	0.00			0	0.00

Gingoog City			0			0	0.00			0	0.00
Iligan City			0			0	0.00			0	0.00
Malaybalay City			0			0	0.00			0	0.00
Oroquieta City			0			0	0.00			0	0.00
Ozamis City			0			0	0.00			0	0.00
Tangub City			0			0	0.00			0	0.00
Valencia City			0			0	0.00			0	0.00
Region 11	0	0	0	0	0	0	0.00	0	0	0	0.00
Compostela Valley			0			0	0.00			0	0.00
Davao del Norte			0			0	0.00			0	0.00
Davao del Sur			0			0	0.00			0	0.00
Davao Oriental			0			0	0.00			0	0.00
Davao Occidental			0			0	0.00			0	0.00
Davao City			0			0	0.00			0	0.00
Region 12	0	0	0	0	0	0	0.00	0	0	0	0.00
North Cotabato			0			0	0.00			0	0.00
Sarangani			0			0	0.00			0	0.00
South Cotabato			0			0	0.00			0	0.00
Sultan Kudarat			0			0	0.00			0	0.00
Cotabato City			0			0	0.00			0	0.00
Gen. Santos City			0			0	0.00			0	0.00
A.R.M.M.	0	0	0	0	0	0	0.00	0	0	0	0.00
Basilan			0			0	0.00			0	0.00
Lanao del Sur			0			0	0.00			0	0.00
Maguindanao			0			0	0.00			0	0.00

Sulu			0			0	0.00			0	0.00
Tawi-Tawi			0			0	0.00			0	0.00
Lamitan City			0			0	0.00			0	0.00
Marawi City			0			0	0.00			0	0.00
CARAGA	0	0	0	0	0	0	0.00	0	0	0	0.00
Agusan del Norte			0			0	0.00			0	0.00
Agusan del Sur			0			0	0.00			0	0.00
Surigao del Norte			0			0	0.00			0	0.00
Surigao del Sur			0			0	0.00			0	0.00
Province of Dinagat			0			0	0.00			0	0.00
Bislig City			0			0	0.00			0	0.00
Butuan City			0			0	0.00			0	0.00
Surigao City			0			0	0.00			0	0.00

Legend:

0 = No Case

* = No Report

CHILD CARE

Children 0-59 mos. old with Diarrheas by Region, Province and City
Quarterly Report, 2017

Third Quarter

Area	Diarrhea Cases			Given ORS				Given ORS/ORT and Zinc			
	Male	Female	Total	Male	Female	Total	%	Male	Female	Total	%
PHILIPPINES	2,482	1,936	4,418	1,939	1,487	3,426	77.55	1,590	1,258	2,848	64.46
N C R	2,482	1,936	4,418	1,939	1,487	3,426	77.55	1,590	1,258	2,848	64.46
Malabon	24	22	46	19	17	36	78.26	8	7	15	32.61
Navotas	114	112	226	114	112	226	100.00	32	31	63	27.88
Valenzuela City	232	179	411	224	154	378	91.97	128	108	236	57.42
Caloocan City	154	107	261	154	107	261	100.00	154	107	261	100.00
Marikina City	42	30	72	20	17	37	51.39	22	13	35	48.61
Pasig City	166	121	287	157	117	274	95.47	74	62	136	47.39
Pateros	13	10	23	13	10	23	100.00	8	7	15	65.22
Taguig	166	132	298	147	112	259	86.91	117	94	211	70.81
Quezon City	250	199	449	70	64	134	29.84	180	135	315	70.16
Makati City	115	84	199	115	84	199	100.00	115	84	199	100.00
Mandaluyong City	74	60	134	74	58	132	98.51	41	25	66	49.25
San Juan	14	9	23	14	9	23	100.00	0	0	0	0.00
Manila City	662	489	1,151	531	374	905	78.63	311	249	560	48.65
Las Piñas City	211	195	406	211	195	406	100.00	211	195	406	100.00
Muntinlupa City	150	112	262	37	25	62	23.66	113	87	200	76.34
Parañaque City	39	32	71	39	32	71	100.00	20	11	31	43.66
Pasay City	56	43	99	0	0	0	0.00	56	43	99	100.00

C A R	0	0	0	0	0	0	0.00	0	0	0	0.00
Abra			0			0	0.00			0	0.00
Apayao			0			0	0.00			0	0.00
Benguet			0			0	0.00			0	0.00
Ifugao			0			0	0.00			0	0.00
Kalinga			0			0	0.00			0	0.00
Mt. Province			0			0	0.00			0	0.00
Baguio City			0			0	0.00			0	0.00
Region 1	0	0	0	0	0	0	0.00	0	0	0	0.00
Ilocos Norte			0			0	0.00			0	0.00
Ilocos Sur			0			0	0.00			0	0.00
La Union			0			0	0.00			0	0.00
Pangasinan			0			0	0.00			0	0.00
Alaminos City			0			0	0.00			0	0.00
Candon City			0			0	0.00			0	0.00
Dagupan City			0			0	0.00			0	0.00
Laoag City			0			0	0.00			0	0.00
San Carlos City			0			0	0.00			0	0.00
San Fernando City			0			0	0.00			0	0.00
Urduyeta City			0			0	0.00			0	0.00
Vigan City			0			0	0.00			0	0.00
Region 2	0	0	0	0	0	0	0.00	0	0	0	0.00
Batanes			0			0	0.00			0	0.00
Cagayan			0			0	0.00			0	0.00
Isabela			0			0	0.00			0	0.00
Nueva Vizcaya			0			0	0.00			0	0.00

Quirino			0			0	0.00			0	0.00
Cauayan City			0			0	0.00			0	0.00
Ilagan City			0			0	0.00			0	0.00
Santiago City			0			0	0.00			0	0.00
Tuguegarao City			0			0	0.00			0	0.00
Region 3	0	0	0	0	0	0	0.00	0	0	0	0.00
Aurora			0			0	0.00			0	0.00
Bataan			0			0	0.00			0	0.00
Bulacan			0			0	0.00			0	0.00
Nueva Ecija			0			0	0.00			0	0.00
Pampanga			0			0	0.00			0	0.00
Tarlac			0			0	0.00			0	0.00
Zambales			0			0	0.00			0	0.00
Angeles City			0			0	0.00			0	0.00
Balanga City			0			0	0.00			0	0.00
Cabanatuan City			0			0	0.00			0	0.00
City of San Fernando			0			0	0.00			0	0.00
Gapan City			0			0	0.00			0	0.00
Mabalacat City			0			0	0.00			0	0.00
Malolos City			0			0	0.00			0	0.00
Meycauayan			0			0	0.00			0	0.00
Olongapo			0			0	0.00			0	0.00
Palayan City			0			0	0.00			0	0.00
San Jose City			0			0	0.00			0	0.00
San Jose del Monte City			0			0	0.00			0	0.00
Science City of Munoz			0			0	0.00			0	0.00
Tarlac City			0			0	0.00			0	0.00
Region 4A	0	0	0	0	0	0	0.00	0	0	0	0.00

Batangas			0			0	0.00			0	0.00
Cavite			0			0	0.00			0	0.00
Laguna			0			0	0.00			0	0.00
Quezon			0			0	0.00			0	0.00
Rizal			0			0	0.00			0	0.00
Antipolo City			0			0	0.00			0	0.00
Bacoor City			0			0	0.00			0	0.00
Batangas City			0			0	0.00			0	0.00
Biñan City			0			0	0.00			0	0.00
Cabuyao City			0			0	0.00			0	0.00
Calamba City			0			0	0.00			0	0.00
Cavite City			0			0	0.00			0	0.00
Dasmariñas City			0			0	0.00			0	0.00
General Trias City			0			0	0.00			0	0.00
Imus City			0			0	0.00			0	0.00
Lipa City			0			0	0.00			0	0.00
Lucena City			0			0	0.00			0	0.00
San Pablo City			0			0	0.00			0	0.00
San Pedro City			0			0	0.00			0	0.00
Santa Rosa City			0			0	0.00			0	0.00
Tagaytay City			0			0	0.00			0	0.00
Tanauan City			0			0	0.00			0	0.00
Tayabas City			0			0	0.00			0	0.00
Trece Martires City			0			0	0.00			0	0.00
Region 4B	0	0	0	0	0	0	0.00	0	0	0	0.00
Marinduque			0			0	0.00			0	0.00
Mindoro Occidental			0			0	0.00			0	0.00
Mindoro Oriental			0			0	0.00			0	0.00
Palawan			0			0	0.00			0	0.00

Romblon			0			0	0.00			0	0.00
Puerto Princesa City			0			0	0.00			0	0.00
Region 5	0	0	0	0	0	0	0.00	0	0	0	0.00
Albay			0			0	0.00			0	0.00
Camarines Norte			0			0	0.00			0	0.00
Camarines Sur			0			0	0.00			0	0.00
Catanduanes			0			0	0.00			0	0.00
Masbate			0			0	0.00			0	0.00
Sorsogon			0			0	0.00			0	0.00
Iriga City			0			0	0.00			0	0.00
Legaspi City			0			0	0.00			0	0.00
Naga City			0			0	0.00			0	0.00
Region 6	0	0	0	0	0	0	0.00	0	0	0	0.00
Aklan			0			0	0.00			0	0.00
Antique			0			0	0.00			0	0.00
Capiz			0			0	0.00			0	0.00
Guimaras			0			0	0.00			0	0.00
Iloilo			0			0	0.00			0	0.00
Negros Occidental			0			0	0.00			0	0.00
Bacolod City			0			0	0.00			0	0.00
Bago City			0			0	0.00			0	0.00
Cadiz City			0			0	0.00			0	0.00
Escalante City			0			0	0.00			0	0.00
Himamaylan City			0			0	0.00			0	0.00
Iloilo City			0			0	0.00			0	0.00
Kabankalan City			0			0	0.00			0	0.00

La Carlota City			0			0	0.00			0	0.00
Passi City			0			0	0.00			0	0.00
Roxas City			0			0	0.00			0	0.00
Sagay City			0			0	0.00			0	0.00
San Carlos City			0			0	0.00			0	0.00
Silay City			0			0	0.00			0	0.00
Sipalay City			0			0	0.00			0	0.00
Talisay City			0			0	0.00			0	0.00
Victorias City			0			0	0.00			0	0.00
Region 7	0	0	0	0	0	0	0.00	0	0	0	0.00
Bohol			0			0	0.00			0	0.00
Cebu			0			0	0.00			0	0.00
Negros Oriental			0			0	0.00			0	0.00
Siquijor			0			0	0.00			0	0.00
Bais City			0			0	0.00			0	0.00
Bayawan City			0			0	0.00			0	0.00
Canlaon City			0			0	0.00			0	0.00
Cebu City			0			0	0.00			0	0.00
Danao City			0			0	0.00			0	0.00
Dumaguete City			0			0	0.00			0	0.00
Lapu-Lapu City			0			0	0.00			0	0.00
Mandaue City			0			0	0.00			0	0.00
Tagbilaran City			0			0	0.00			0	0.00
Talisay City			0			0	0.00			0	0.00
Tanjay City			0			0	0.00			0	0.00
Toledo City			0			0	0.00			0	0.00
Region 8	0	0	0	0	0	0	0.00	0	0	0	0.00
Biliran			0			0	0.00			0	0.00

Eastern Samar			0			0	0.00			0	0.00
Northern Leyte			0			0	0.00			0	0.00
Northern Samar			0			0	0.00			0	0.00
Southern Leyte			0			0	0.00			0	0.00
Western Samar			0			0	0.00			0	0.00
Calbayog City			0			0	0.00			0	0.00
Maasin City			0			0	0.00			0	0.00
Ormoc City			0			0	0.00			0	0.00
Tacloban City			0			0	0.00			0	0.00
Region 9	0	0	0	0	0	0	0.00	0	0	0	0.00
Zamboanga del Norte			0			0	0.00			0	0.00
Zamboanga del Sur			0			0	0.00			0	0.00
Zamboanga Sibugay			0			0	0.00			0	0.00
Dapitan City			0			0	0.00			0	0.00
Dipolog City			0			0	0.00			0	0.00
Isabela City			0			0	0.00			0	0.00
Pagadian City			0			0	0.00			0	0.00
Zamboanga City			0			0	0.00			0	0.00
Region 10	0	0	0	0	0	0	0.00	0	0	0	0.00
Bukidnon			0			0	0.00			0	0.00
Camiguin			0			0	0.00			0	0.00
Lanao del Norte			0			0	0.00			0	0.00
Misamis Occidental			0			0	0.00			0	0.00
Misamis Oriental			0			0	0.00			0	0.00
Cagayan de Oro City			0			0	0.00			0	0.00
El Salvador City			0			0	0.00			0	0.00

Gingoog City			0			0	0.00			0	0.00
Iligan City			0			0	0.00			0	0.00
Malaybalay City			0			0	0.00			0	0.00
Oroquieta City			0			0	0.00			0	0.00
Ozamis City			0			0	0.00			0	0.00
Tangub City			0			0	0.00			0	0.00
Valencia City			0			0	0.00			0	0.00
Region 11	0	0	0	0	0	0	0.00	0	0	0	0.00
Compostela Valley			0			0	0.00			0	0.00
Davao del Norte			0			0	0.00			0	0.00
Davao del Sur			0			0	0.00			0	0.00
Davao Oriental			0			0	0.00			0	0.00
Davao Occidental			0			0	0.00			0	0.00
Davao City			0			0	0.00			0	0.00
Region 12	0	0	0	0	0	0	0.00	0	0	0	0.00
North Cotabato			0			0	0.00			0	0.00
Sarangani			0			0	0.00			0	0.00
South Cotabato			0			0	0.00			0	0.00
Sultan Kudarat			0			0	0.00			0	0.00
Cotabato City			0			0	0.00			0	0.00
Gen. Santos City			0			0	0.00			0	0.00
A.R.M.M.	0	0	0	0	0	0	0.00	0	0	0	0.00
Basilan			0			0	0.00			0	0.00
Lanao del Sur			0			0	0.00			0	0.00
Maguindanao			0			0	0.00			0	0.00

Sulu			0			0	0.00			0	0.00
Tawi-Tawi			0			0	0.00			0	0.00
Lamitan City			0			0	0.00			0	0.00
Marawi City			0			0	0.00			0	0.00
CARAGA	0	0	0	0	0	0	0.00	0	0	0	0.00
Agusan del Norte			0			0	0.00			0	0.00
Agusan del Sur			0			0	0.00			0	0.00
Surigao del Norte			0			0	0.00			0	0.00
Surigao del Sur			0			0	0.00			0	0.00
Province of Dinagat			0			0	0.00			0	0.00
Bislig City			0			0	0.00			0	0.00
Butuan City			0			0	0.00			0	0.00
Surigao City			0			0	0.00			0	0.00

Legend:

0 = No Case

* = No Report

CHILD CARE

Children 0-59 mos. old with Diarrheas by Region, Province and City
Quarterly Report, 2017

Area	Fourth Quarter										
	Diarrhea Cases			Given ORS				Given ORS/ORT and Zinc			
	Male	Female	Total	Male	Female	Total	%	Male	Female	Total	%
PHILIPPINES	2,119	1,844	3,963	1,638	1,390	3,028	76.41	1,324	1,163	2,487	62.76
N C R	2,119	1,844	3,963	1,638	1,390	3,028	76.41	1,324	1,163	2,487	62.76
Malabon	26	9	35	19	12	31	88.57	23	9	32	91.43
Navotas	152	134	286	152	134	286	100.00	32	29	61	21.33
Valenzuela City	152	123	275	152	123	275	100.00	72	49	121	44.00
Caloocan City	137	112	249	137	112	249	100.00	137	112	249	100.00
Marikina City	36	23	59	21	11	32	54.24	15	11	26	44.07
Pasig City	102	82	184	97	75	172	93.48	33	25	58	31.52
Pateros	1	1	2	1	1	2	100.00	1	1	2	100.00
Taguig	122	111	233	113	94	207	88.84	106	91	197	84.55
Quezon City	288	280	568	98	82	180	31.69	190	198	388	68.31
Makati City	118	79	197	118	79	197	100.00	118	79	197	100.00
Mandaluyong City	88	83	171	88	83	171	100.00	27	16	43	25.15
San Juan	36	36	72	36	36	72	100.00	0	0	0	0.00
Manila City	524	421	945	426	324	750	79.37	259	219	478	50.58
Las Piñas City	128	169	297	128	169	297	100.00	128	169	297	100.00
Muntinlupa City	120	98	218	11	16	27	12.39	109	82	191	87.61
Parañaque City	43	40	83	41	39	80	96.39	28	30	58	69.88
Pasay City	46	43	89	0	0	0	0.00	46	43	89	100.00

CAR	0	0	0	0	0	0	0.00	0	0	0	0.00
Abra			0			0	0.00			0	0.00
Apayao			0			0	0.00			0	0.00
Benguet			0			0	0.00			0	0.00
Ifugao			0			0	0.00			0	0.00
Kalinga			0			0	0.00			0	0.00
Mt. Province			0			0	0.00			0	0.00
Baguio City			0			0	0.00			0	0.00
Region 1	0	0	0	0	0	0	0.00	0	0	0	0.00
Ilocos Norte			0			0	0.00			0	0.00
Ilocos Sur			0			0	0.00			0	0.00
La Union			0			0	0.00			0	0.00
Pangasinan			0			0	0.00			0	0.00
Alaminos City			0			0	0.00			0	0.00
Candon City			0			0	0.00			0	0.00
Dagupan City			0			0	0.00			0	0.00
Laoag City			0			0	0.00			0	0.00
San Carlos City			0			0	0.00			0	0.00
San Fernando City			0			0	0.00			0	0.00
Urdaneta City			0			0	0.00			0	0.00
Vigan City			0			0	0.00			0	0.00
Region 2	0	0	0	0	0	0	0.00	0	0	0	0.00
Batanes			0			0	0.00			0	0.00
Cagayan			0			0	0.00			0	0.00
Isabela			0			0	0.00			0	0.00
Nueva Vizcaya			0			0	0.00			0	0.00

Quirino			0			0	0.00			0	0.00
Cauayan City			0			0	0.00			0	0.00
Ilagan City			0			0	0.00			0	0.00
Santiago City			0			0	0.00			0	0.00
Tuguegarao City			0			0	0.00			0	0.00
Region 3	0	0	0	0	0	0	0.00	0	0	0	0.00
Aurora			0			0	0.00			0	0.00
Bataan			0			0	0.00			0	0.00
Bulacan			0			0	0.00			0	0.00
Nueva Ecija			0			0	0.00			0	0.00
Pampanga			0			0	0.00			0	0.00
Tarlac			0			0	0.00			0	0.00
Zambales			0			0	0.00			0	0.00
Angeles City			0			0	0.00			0	0.00
Balanga City			0			0	0.00			0	0.00
Cabanatuan City			0			0	0.00			0	0.00
City of San Fernando			0			0	0.00			0	0.00
Gapan City			0			0	0.00			0	0.00
Mabalacat City			0			0	0.00			0	0.00
Malolos City			0			0	0.00			0	0.00
Meycauayan			0			0	0.00			0	0.00
Olongapo			0			0	0.00			0	0.00
Palayan City			0			0	0.00			0	0.00
San Jose City			0			0	0.00			0	0.00
San Jose del Monte City			0			0	0.00			0	0.00
Science City of Munoz			0			0	0.00			0	0.00
Tarlac City			0			0	0.00			0	0.00
Region 4A	0	0	0	0	0	0	0.00	0	0	0	0.00

Batangas			0			0	0.00			0	0.00
Cavite			0			0	0.00			0	0.00
Laguna			0			0	0.00			0	0.00
Quezon			0			0	0.00			0	0.00
Rizal			0			0	0.00			0	0.00
Antipolo City			0			0	0.00			0	0.00
Bacoor City			0			0	0.00			0	0.00
Batangas City			0			0	0.00			0	0.00
Biñan City			0			0	0.00			0	0.00
Cabuyao City			0			0	0.00			0	0.00
Calamba City			0			0	0.00			0	0.00
Cavite City			0			0	0.00			0	0.00
Dasmariñas City			0			0	0.00			0	0.00
General Trias City			0			0	0.00			0	0.00
Imus City			0			0	0.00			0	0.00
Lipa City			0			0	0.00			0	0.00
Lucena City			0			0	0.00			0	0.00
San Pablo City			0			0	0.00			0	0.00
San Pedro City			0			0	0.00			0	0.00
Santa Rosa City			0			0	0.00			0	0.00
Tagaytay City			0			0	0.00			0	0.00
Tanauan City			0			0	0.00			0	0.00
Tayabas City			0			0	0.00			0	0.00
Trece Martires City			0			0	0.00			0	0.00
Region 4B	0	0	0	0	0	0	0.00	0	0	0	0.00
Marinduque			0			0	0.00			0	0.00
Mindoro Occidental			0			0	0.00			0	0.00
Mindoro Oriental			0			0	0.00			0	0.00
Palawan			0			0	0.00			0	0.00

Romblon			0			0	0.00			0	0.00
Puerto Princesa City			0			0	0.00			0	0.00
Region 5	0	0	0	0	0	0	0.00	0	0	0	0.00
Albay			0			0	0.00			0	0.00
Camarines Norte			0			0	0.00			0	0.00
Camarines Sur			0			0	0.00			0	0.00
Catanduanes			0			0	0.00			0	0.00
Masbate			0			0	0.00			0	0.00
Sorsogon			0			0	0.00			0	0.00
Iriga City			0			0	0.00			0	0.00
Legaspi City			0			0	0.00			0	0.00
Naga City			0			0	0.00			0	0.00
Region 6	0	0	0	0	0	0	0.00	0	0	0	0.00
Aklan			0			0	0.00			0	0.00
Antique			0			0	0.00			0	0.00
Capiz			0			0	0.00			0	0.00
Guimaras			0			0	0.00			0	0.00
Iloilo			0			0	0.00			0	0.00
Negros Occidental			0			0	0.00			0	0.00
Bacolod City			0			0	0.00			0	0.00
Bago City			0			0	0.00			0	0.00
Cadiz City			0			0	0.00			0	0.00
Escalante City			0			0	0.00			0	0.00
Himamaylan City			0			0	0.00			0	0.00
Iloilo City			0			0	0.00			0	0.00
Kabankalan City			0			0	0.00			0	0.00

La Carlota City			0			0	0.00			0	0.00
Passi City			0			0	0.00			0	0.00
Roxas City			0			0	0.00			0	0.00
Sagay City			0			0	0.00			0	0.00
San Carlos City			0			0	0.00			0	0.00
Silay City			0			0	0.00			0	0.00
Sipalay City			0			0	0.00			0	0.00
Talisay City			0			0	0.00			0	0.00
Victorias City			0			0	0.00			0	0.00
Region 7	0	0	0	0	0	0	0.00	0	0	0	0.00
Bohol			0			0	0.00			0	0.00
Cebu			0			0	0.00			0	0.00
Negros Oriental			0			0	0.00			0	0.00
Siquijor			0			0	0.00			0	0.00
Bais City			0			0	0.00			0	0.00
Bayawan City			0			0	0.00			0	0.00
Canlaon City			0			0	0.00			0	0.00
Cebu City			0			0	0.00			0	0.00
Danao City			0			0	0.00			0	0.00
Dumaguete City			0			0	0.00			0	0.00
Lapu-Lapu City			0			0	0.00			0	0.00
Mandaue City			0			0	0.00			0	0.00
Tagbilaran City			0			0	0.00			0	0.00
Talisay City			0			0	0.00			0	0.00
Tanjay City			0			0	0.00			0	0.00
Toledo City			0			0	0.00			0	0.00
Region 8	0	0	0	0	0	0	0.00	0	0	0	0.00
Biliran			0			0	0.00			0	0.00

Eastern Samar			0			0	0.00			0	0.00
Northern Leyte			0			0	0.00			0	0.00
Northern Samar			0			0	0.00			0	0.00
Southern Leyte			0			0	0.00			0	0.00
Western Samar			0			0	0.00			0	0.00
Calbayog City			0			0	0.00			0	0.00
Maasin City			0			0	0.00			0	0.00
Ormoc City			0			0	0.00			0	0.00
Tacloban City			0			0	0.00			0	0.00
Region 9	0	0	0	0	0	0	0.00	0	0	0	0.00
Zamboanga del Norte			0			0	0.00			0	0.00
Zamboanga del Sur			0			0	0.00			0	0.00
Zamboanga Sibugay			0			0	0.00			0	0.00
Dapitan City			0			0	0.00			0	0.00
Dipolog City			0			0	0.00			0	0.00
Isabela City			0			0	0.00			0	0.00
Pagadian City			0			0	0.00			0	0.00
Zamboanga City			0			0	0.00			0	0.00
Region 10	0	0	0	0	0	0	0.00	0	0	0	0.00
Bukidnon			0			0	0.00			0	0.00
Camiguin			0			0	0.00			0	0.00
Lanao del Norte			0			0	0.00			0	0.00
Misamis Occidental			0			0	0.00			0	0.00
Misamis Oriental			0			0	0.00			0	0.00
Cagayan de Oro City			0			0	0.00			0	0.00
El Salvador City			0			0	0.00			0	0.00

Gingoog City			0			0	0.00			0	0.00
Iligan City			0			0	0.00			0	0.00
Malaybalay City			0			0	0.00			0	0.00
Oroquieta City			0			0	0.00			0	0.00
Ozamis City			0			0	0.00			0	0.00
Tangub City			0			0	0.00			0	0.00
Valencia City			0			0	0.00			0	0.00
Region 11	0	0	0	0	0	0	0.00	0	0	0	0.00
Compostela Valley			0			0	0.00			0	0.00
Davao del Norte			0			0	0.00			0	0.00
Davao del Sur			0			0	0.00			0	0.00
Davao Oriental			0			0	0.00			0	0.00
Davao Occidental			0			0	0.00			0	0.00
\ Davao City			0			0	0.00			0	0.00
Region 12	0	0	0	0	0	0	0.00	0	0	0	0.00
North Cotabato			0			0	0.00			0	0.00
Sarangani			0			0	0.00			0	0.00
South Cotabato			0			0	0.00			0	0.00
Sultan Kudarat			0			0	0.00			0	0.00
Cotabato City			0			0	0.00			0	0.00
Gen. Santos City			0			0	0.00			0	0.00
A.R.M.M.	0	0	0	0	0	0	0.00	0	0	0	0.00
Basilan			0			0	0.00			0	0.00
Lanao del Sur			0			0	0.00			0	0.00
Maguindanao			0			0	0.00			0	0.00

Sulu			0			0	0.00			0	0.00
Tawi-Tawi			0			0	0.00			0	0.00
Lamitan City			0			0	0.00			0	0.00
Marawi City			0			0	0.00			0	0.00
CARAGA	0	0	0	0	0	0	0.00	0	0	0	0.00
Agusan del Norte			0			0	0.00			0	0.00
Agusan del Sur			0			0	0.00			0	0.00
Surigao del Norte			0			0	0.00			0	0.00
Surigao del Sur			0			0	0.00			0	0.00
Province of Dinagat			0			0	0.00			0	0.00
Bislig City			0			0	0.00			0	0.00
Butuan City			0			0	0.00			0	0.00
Surigao City			0			0	0.00			0	0.00

Legend:

0 = No Case

* = No Report

Table 2A1 - CHILD CARE

Children 0-59 mos. old with Diarrheas by Region, Province and City
Philippines, 2017

Area	Diarrhea Cases			Given ORS				Given ORS/ORT with Zinc			
	Male	Female	Total	Male	Female	Total	%	Male	Female	Total	%
PHILIPPINES	11,211	9,246	20,457	8,795	7,112	15,907	77.76	7,027	5,768	12,795	62.55
N C R	11,211	9,246	20,457	8,795	7,112	15,907	77.76	7,027	5,768	12,795	62.55
Malabon	139	115	254	127	113	240	94.49	90	77	167	65.75
Navotas	576	539	1,115	567	534	1,101	98.74	135	118	253	22.69
Valenzuela City	973	786	1,759	949	743	1,692	96.19	428	342	770	43.77
Caloocan City	623	537	1,160	623	537	1,160	100.00	623	537	1,160	100.00
Marikina City	164	121	285	92	72	164	57.54	72	49	121	42.46
Pasig City	569	433	1,002	528	407	935	93.31	245	207	452	45.11
Pateros	82	65	147	82	65	147	100.00	73	57	130	88.44
Taguig	897	701	1,598	876	634	1,510	94.49	567	427	994	62.20
Quezon City	1,317	1,150	2,467	488	421	909	36.85	829	729	1,558	63.15
Makati City	552	405	957	552	405	957	100.00	552	405	957	100.00
Mandaluyong City	300	255	555	294	249	543	97.84	148	99	247	44.50
San Juan	127	100	227	127	100	227	100.00	0	0	0	0.00
Manila City	2,759	2,214	4,973	2,232	1,746	3,978	79.99	1,292	1,035	2,327	46.79
Las Piñas City	998	860	1,858	998	860	1,858	100.00	988	856	1,844	99.25
Muntinlupa City	598	537	1,135	63	62	125	11.01	535	475	1,010	88.99
Parañaque City	237	191	428	197	164	361	84.35	150	118	268	62.62
Pasay City	300	237	537	0	0	0	0.00	300	237	537	100.00

Area	Diarrhea Cases			Given ORS				Gi
	Male	Female	Total	Male	Female	Total	%	Male
Philippines	11,211	9,246	20,457	8,795	7,112	15,907	77.76	7,027
NCR	11,211	9,246	20,457	8,795	7,112	15,907	77.76	7,027
CAR	0	0	0	0	-	-	-	-
Region 1	0	0	0	0	-	-	-	-
Region 2	0	0	0	0	-	-	-	-
Region 3	0	0	0	0	-	-	-	-
Region 4A	0	0	0	0	-	-	-	-
Region 4B	0	0	0	0	-	-	-	-
Region 5	0	0	0	0	-	-	-	-
Region 6	0	0	0	0	-	-	-	-
Region 7	0	0	0	0	-	-	-	-
Region 8	0	0	0	0	-	-	-	-
Region 9	0	0	0	0	-	-	-	-
Region 10	0	0	0	0	-	-	-	-
Region 11	0	0	0	0	-	-	-	-
Region 12	0	0	0	0	-	-	-	-
ARMM	0	0	0	0	-	-	-	-
CARAGA	0	0	0	0	-	-	-	-

Figure 2A.1

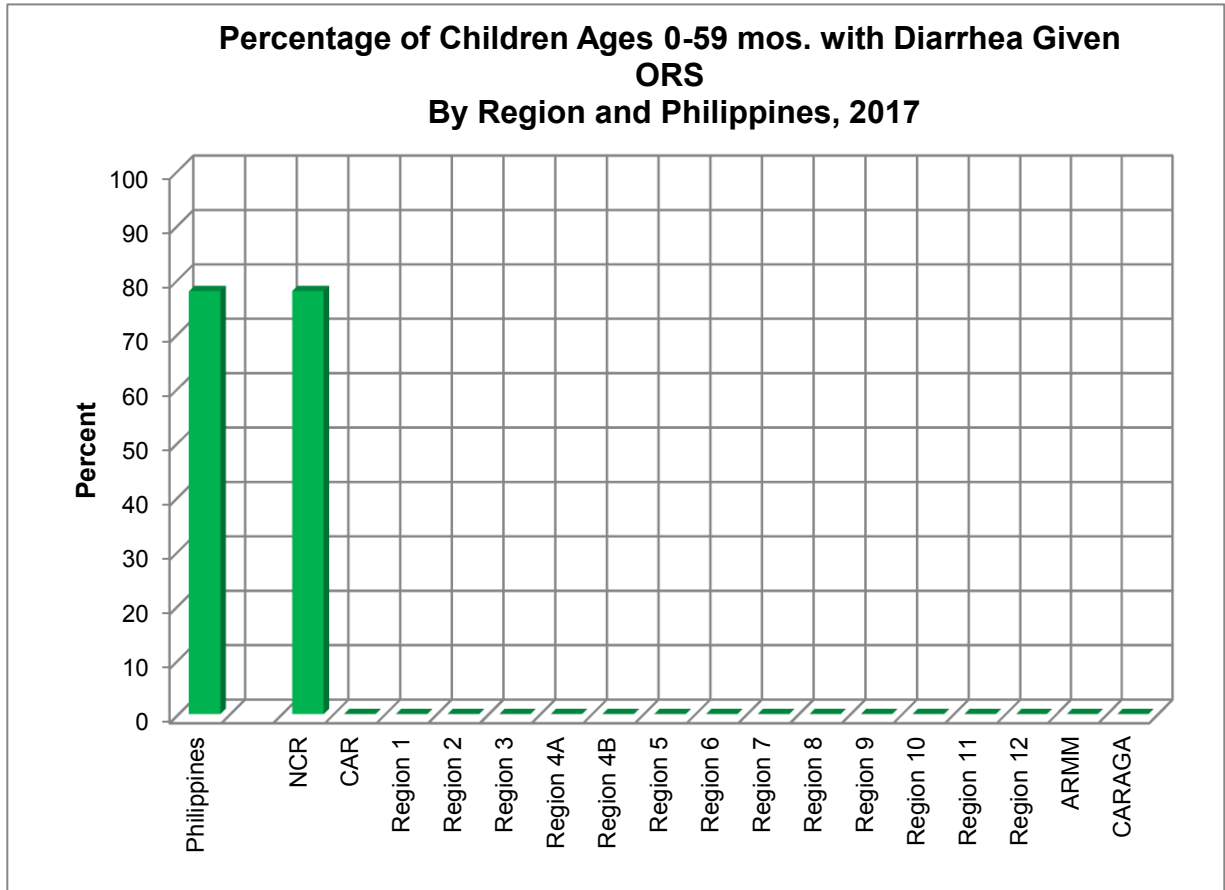


Figure 2A.2

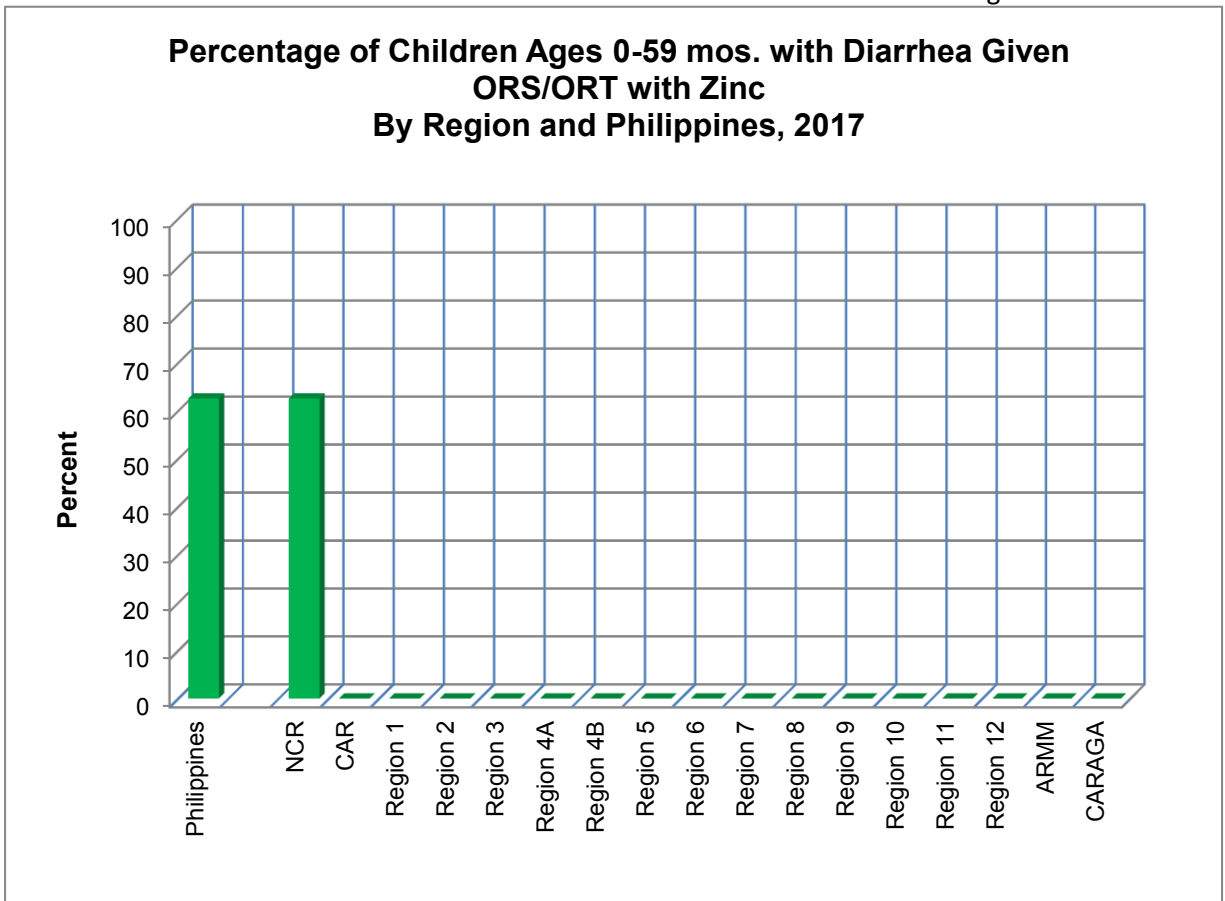


Figure 2A.3

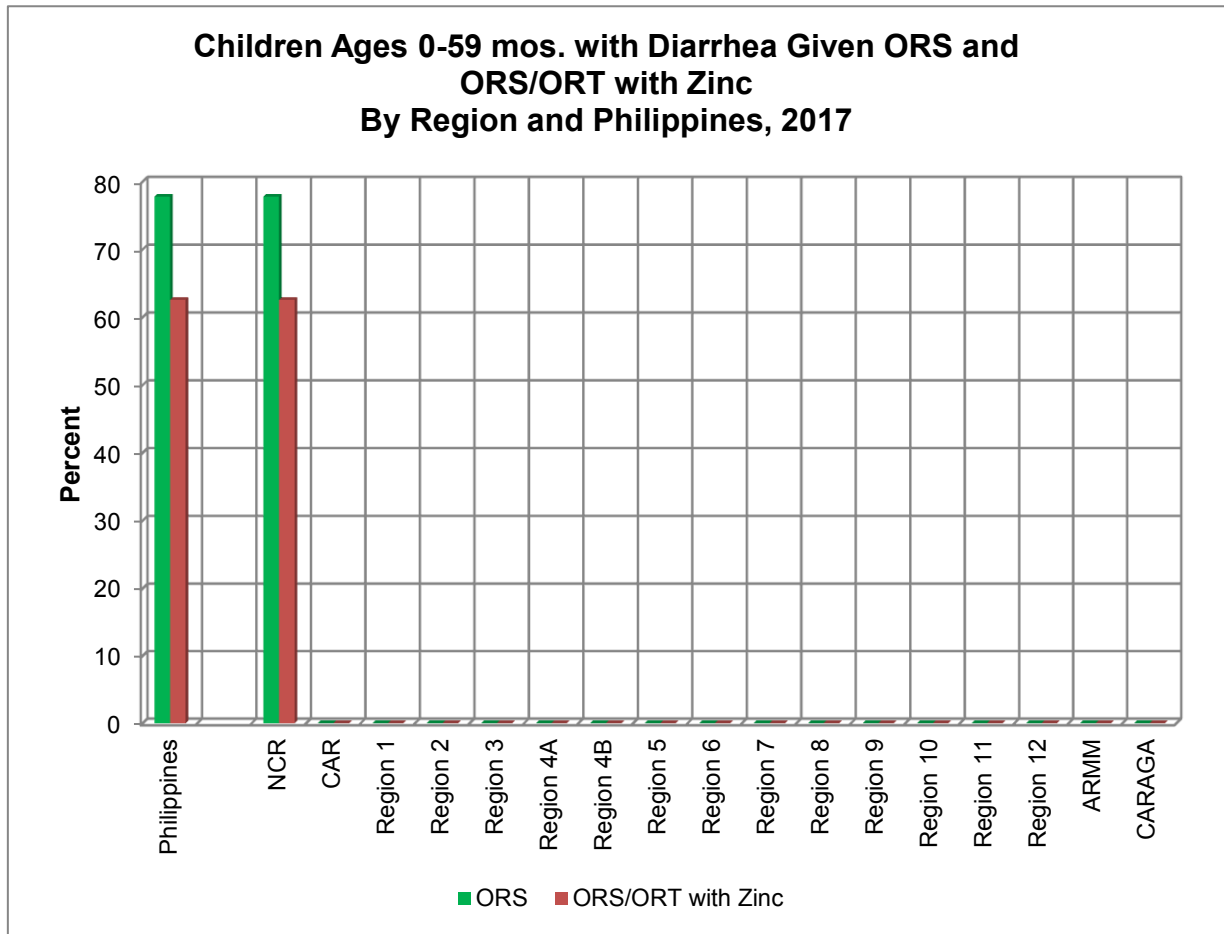


Figure 2A.4

