

CHILD CARE

2017 - Quarterly Report

Infant/Children Received MNP and Given Deworming Tablets/Syrup

Area	E.Pop (Total Pop * 1.35%)	Ages 6-11 Mos. Received MNP				E.Pop (Total Pop * 2.7%)	Ages 12-23 Mos. Received MNP				E.Pop (Total Pop * 10.8%)
		Male	Female	Total	%		Male	Female	Total	%	
PHILIPPINES	1,416,442	1,030	1,155	2,185	0.15	2,832,883	1,364	1,235	2,599	0.09	11,331,533
N C R	174,406	1,030	1,155	2,185	1.25	348,812	1,364	1,235	2,599	0.75	1,395,250
Malabon	4,951	252	290	542	10.95	9,901	348	348	696	7.03	39,605
Navotas	3,379	66	62	128	3.79	6,757	47	49	96	1.42	27,029
Valenzuela City	8,403	40	41	81	0.96	16,806	77	72	149	0.89	67,223
Caloocan City	21,453	0	0	0	0.00	42,906	0	0	0	0.00	171,624
						-					
Marikina City	6,105	0	0	0	0.00	12,209	0	1	1	0.01	48,838
Pasig City	10,230	7	15	22	0.22	20,459	33	35	68	0.33	81,837
Pateros	865	9	11	20	2.31	1,729	5	3	8	0.46	6,917
Taguig	10,902	7	10	17	0.16	21,803	3	3	6	0.03	87,212
Quezon City	39,766	120	151	271	0.68	79,532	139	3	142	0.18	318,128
						-					
Makati City	7,891	109	108	217	2.75	15,781	122	137	259	1.64	63,125
Mandaluyong City	5,232	0	0	0	0.00	10,463	0	0	0	0.00	41,853
San Juan	1,655	0	0	0	0.00	3,310	0	0	0	0.00	13,238
Manila City	24,110	169	179	348	1.44	48,220	221	183	404	0.84	192,879
						-					
Las Piñas City	7,976	90	78	168	2.11	15,952	93	103	196	1.23	63,807
Muntinlupa City	6,833	103	135	238	3.48	13,666	188	210	398	2.91	54,664
Parañaque City	9,018	45	57	102	1.13	18,035	82	83	165	0.91	72,142

Area	E.Pop (Total Pop * 1.35%)	Ages 6-11 Mos. Received MNP				E.Pop (Total Pop * 2.7%)	Ages 12-23 Mos. Received MNP				E.Pop (Total Pop * 10.8%)
		Male	Female	Total	%		Male	Female	Total	%	
PHILIPPINES	1,416,442	1,030	1,155	2,185	0.15	2,832,883	1,364	1,235	2,599	0.09	11,331,533
N C R	174,406	1,030	1,155	2,185	1.25	348,812	1,364	1,235	2,599	0.75	1,395,250
Pasay City	5,641	13	18	31	0.55	11,283	6	5	11	0.10	45,130
C A R	24,939	0	0	0	0.00		0	0	0	0.00	199,513
Abra	3,456			0	0.00				0	0.00	27,651
Apayao	1,771			0	0.00				0	0.00	14,165
Benguet	6,273			0	0.00				0	0.00	50,181
Ifugao	3,015			0	0.00				0	0.00	24,122
Kalinga	3,154			0	0.00				0	0.00	25,228
Mt. Province	2,416			0	0.00				0	0.00	19,329
Baguio City	4,855			0	0.00				0	0.00	38,839
Region 1	71,054	0	0	0	0.00		0	0	0	0.00	568,432
Ilocos Norte	6,541			0	0.00				0	0.00	52,325
Ilocos Sur	7,955			0	0.00				0	0.00	63,643
La Union	9,203			0	0.00				0	0.00	73,623
Pangasinan	34,189			0	0.00				0	0.00	273,513
Alaminos City	1,292			0	0.00				0	0.00	10,334
Candon City	839			0	0.00				0	0.00	6,708
Dagupan City	2,466			0	0.00				0	0.00	19,731

Area	E.Pop (Total Pop * 1.35%)	Ages 6-11 Mos. Received MNP				E.Pop (Total Pop * 2.7%)	Ages 12-23 Mos. Received MNP				E.Pop (Total Pop * 10.8%)
		Male	Female	Total	%		Male	Female	Total	%	
PHILIPPINES	1,416,442	1,030	1,155	2,185	0.15	2,832,883	1,364	1,235	2,599	0.09	11,331,533
N C R	174,406	1,030	1,155	2,185	1.25	348,812	1,364	1,235	2,599	0.75	1,395,250
Laoag City	1,508			0	0.00				0	0.00	12,065
San Carlos City	2,715			0	0.00				0	0.00	21,723
San Fernando City	1,686			0	0.00				0	0.00	13,489
Urdaneta City	1,914			0	0.00				0	0.00	15,315
Vigan City	745			0	0.00				0	0.00	5,962
Region 2	48,541	0	0	0	0.00		0	0	0	0.00	388,327
Batanes	256			0	0.00				0	0.00	2,049
Cagayan	14,555			0	0.00				0	0.00	116,439
Isabela	16,615			0	0.00				0	0.00	132,916
Nueva Vizcaya	6,450			0	0.00				0	0.00	51,600
Quirino	2,775			0	0.00				0	0.00	22,201
Cauayan City	1,818			0	0.00				0	0.00	14,545
Ilagan City	2,043			0	0.00				0	0.00	16,346
Santiago City	1,893			0	0.00				0	0.00	15,141
Tuguegarao City	2,136			0	0.00				0	0.00	17,090
Region 3	154,266	0	0	0	0.00		0	0	0	0.00	1,234,131
Aurora	3,208			0	0.00				0	0.00	25,661
Bataan	9,062			0	0.00				0	0.00	72,495

Area	E.Pop (Total Pop * 1.35%)	Ages 6-11 Mos. Received MNP				E.Pop (Total Pop * 2.7%)	Ages 12-23 Mos. Received MNP				E.Pop (Total Pop * 10.8%)
		Male	Female	Total	%		Male	Female	Total	%	
PHILIPPINES	1,416,442	1,030	1,155	2,185	0.15	2,832,883	1,364	1,235	2,599	0.09	11,331,533
N C R	174,406	1,030	1,155	2,185	1.25	348,812	1,364	1,235	2,599	0.75	1,395,250
Bulacan	31,509			0	0.00				0	0.00	252,068
Nueva Ecija	19,988			0	0.00				0	0.00	159,903
Pampanga	22,129			0	0.00				0	0.00	177,031
Tarlac	14,205			0	0.00				0	0.00	113,643
Zambales	8,208			0	0.00				0	0.00	65,660
Angeles City	5,552			0	0.00				0	0.00	44,417
Balanga City	1,310			0	0.00				0	0.00	10,479
Cabanatuan City	4,091			0	0.00				0	0.00	32,727
City of San Fernando	4,136			0	0.00				0	0.00	33,089
Gapan City	1,493			0	0.00				0	0.00	11,944
Mabalacat City	3,383			0	0.00				0	0.00	27,062
Malolos City	3,519			0	0.00				0	0.00	28,155
Meycauayan	2,919			0	0.00				0	0.00	23,353
Olongapo	3,237			0	0.00				0	0.00	25,897
Palayan City	556			0	0.00				0	0.00	4,444
San Jose City	1,891			0	0.00				0	0.00	15,132
San Jose del Monte City	8,015			0	0.00				0	0.00	64,121
Science City of Munoz	1,103			0	0.00				0	0.00	8,823
Tarlac City	4,753			0	0.00				0	0.00	38,027
Region 4A	197,901	0	0	0	0.00		0	0	0	0.00	1,583,210

Area	E.Pop (Total Pop * 1.35%)	Ages 6-11 Mos. Received MNP				E.Pop (Total Pop * 2.7%)	Ages 12-23 Mos. Received MNP				E.Pop (Total Pop * 10.8%)
		Male	Female	Total	%		Male	Female	Total	%	
PHILIPPINES	1,416,442	1,030	1,155	2,185	0.15	2,832,883	1,364	1,235	2,599	0.09	11,331,533
N C R	174,406	1,030	1,155	2,185	1.25	348,812	1,364	1,235	2,599	0.75	1,395,250
Batangas	24,971			0	0.00				0	0.00	199,771
Cavite	18,501			0	0.00				0	0.00	148,005
Laguna	13,681			0	0.00				0	0.00	109,444
Quezon	24,984			0	0.00				0	0.00	199,871
Rizal	29,282			0	0.00				0	0.00	234,256
Antipolo City	10,786			0	0.00				0	0.00	86,284
Bacoor City	8,105			0	0.00				0	0.00	64,844
Batangas City	4,432			0	0.00				0	0.00	35,454
Biñan City	4,587			0	0.00				0	0.00	36,698
Cabuyao City	4,253			0	0.00				0	0.00	34,022
Calamba City	6,260			0	0.00				0	0.00	50,083
Cavite City	1,387			0	0.00				0	0.00	11,099
Dasmariñas City	8,894			0	0.00				0	0.00	71,150
General Trias City	4,242			0	0.00				0	0.00	33,933
Imus City	5,449			0	0.00				0	0.00	43,594
Lipa City	4,466			0	0.00				0	0.00	35,724
Lucena City	3,786			0	0.00				0	0.00	30,291
San Pablo City	3,665			0	0.00				0	0.00	29,320
San Pedro City	4,488			0	0.00				0	0.00	35,903
Santa Rosa City	4,873			0	0.00				0	0.00	38,984
Tagaytay City	961			0	0.00				0	0.00	7,685
Tanauan City	2,329			0	0.00				0	0.00	18,633

Area	E.Pop (Total Pop * 1.35%)	Ages 6-11 Mos. Received MNP				E.Pop (Total Pop * 2.7%)	Ages 12-23 Mos. Received MNP				E.Pop (Total Pop * 10.8%)
		Male	Female	Total	%		Male	Female	Total	%	
PHILIPPINES	1,416,442	1,030	1,155	2,185	0.15	2,832,883	1,364	1,235	2,599	0.09	11,331,533
N C R	174,406	1,030	1,155	2,185	1.25	348,812	1,364	1,235	2,599	0.75	1,395,250
Tayabas City	1,419			0	0.00				0	0.00	11,352
Trece Martires City	2,101			0	0.00				0	0.00	16,811
Region 4B	43,422	0	0	0	0.00		0	0	0	0.00	347,378
Marinduque	3,504			0	0.00				0	0.00	28,034
Mindoro Occidental	7,207			0	0.00				0	0.00	57,658
Mindoro Oriental	12,391			0	0.00				0	0.00	99,125
Palawan	12,235			0	0.00				0	0.00	97,883
Romblon	4,410			0	0.00				0	0.00	35,281
Puerto Princesa City	3,675			0	0.00				0	0.00	29,397
Region 5	84,600	0	0	0	0.00		0	0	0	0.00	676,799
Albay	16,125			0	0.00				0	0.00	128,998
Camarines Norte	8,503			0	0.00				0	0.00	68,027
Camarines Sur	24,113			0	0.00				0	0.00	192,900
Catanduanes	3,875			0	0.00				0	0.00	31,000
Masbate	12,933			0	0.00				0	0.00	103,465
Sorsogon	11,703			0	0.00				0	0.00	93,628
Iriga City	1,638			0	0.00				0	0.00	13,107

Area	E.Pop (Total Pop * 1.35%)	Ages 6-11 Mos. Received MNP				E.Pop (Total Pop * 2.7%)	Ages 12-23 Mos. Received MNP				E.Pop (Total Pop * 10.8%)
		Male	Female	Total	%		Male	Female	Total	%	
PHILIPPINES	1,416,442	1,030	1,155	2,185	0.15	2,832,883	1,364	1,235	2,599	0.09	11,331,533
N C R	174,406	1,030	1,155	2,185	1.25	348,812	1,364	1,235	2,599	0.75	1,395,250
Legaspi City	2,836			0	0.00				0	0.00	22,685
Naga City	2,873			0	0.00				0	0.00	22,987
Region 6	106,918	0	0	0	0.00		0	0	0	0.00	855,348
Aklan	8,105			0	0.00				0	0.00	64,838
Antique	8,543			0	0.00				0	0.00	68,342
Capiz	8,271			0	0.00				0	0.00	66,167
Guimaras	2,464			0	0.00				0	0.00	19,710
Iloilo	25,901			0	0.00				0	0.00	207,212
Negros Occidental	15,198			0	0.00				0	0.00	121,582
Bacolod City	8,069			0	0.00				0	0.00	64,556
Bago City	2,456			0	0.00				0	0.00	19,645
Cadiz City	2,222			0	0.00				0	0.00	17,777
Escalante City	1,351			0	0.00				0	0.00	10,808
Himamaylan City	1,535			0	0.00				0	0.00	12,280
Iloilo City	6,252			0	0.00				0	0.00	50,019
Kabankalan City	2,614			0	0.00				0	0.00	20,908
La Carlota City	926			0	0.00				0	0.00	7,407
Passi City	1,124			0	0.00				0	0.00	8,993
Roxas City	2,324			0	0.00				0	0.00	18,591
Sagay City	2,101			0	0.00				0	0.00	16,805

Area	E.Pop (Total Pop * 1.35%)	Ages 6-11 Mos. Received MNP				E.Pop (Total Pop * 2.7%)	Ages 12-23 Mos. Received MNP				E.Pop (Total Pop * 10.8%)
		Male	Female	Total	%		Male	Female	Total	%	
PHILIPPINES	1,416,442	1,030	1,155	2,185	0.15	2,832,883	1,364	1,235	2,599	0.09	11,331,533
N C R	174,406	1,030	1,155	2,185	1.25	348,812	1,364	1,235	2,599	0.75	1,395,250
San Carlos City	1,903			0	0.00				0	0.00	15,228
Silay City	1,823			0	0.00				0	0.00	14,583
Sipalay City	1,006			0	0.00				0	0.00	8,051
Talisay City	1,468			0	0.00				0	0.00	11,744
Victorias City	1,263			0	0.00				0	0.00	10,103
Region 7	103,811	0	0	0	0.00		0	0	0	0.00	830,491
Bohol	17,866			0	0.00				0	0.00	142,929
Cebu	32,951			0	0.00				0	0.00	263,604
Negros Oriental	12,871			0	0.00				0	0.00	102,971
Siquijor	1,413			0	0.00				0	0.00	11,300
Bais City	1,098			0	0.00				0	0.00	8,783
Bayawan City	1,697			0	0.00				0	0.00	13,574
Canlaon City	784			0	0.00				0	0.00	6,276
Cebu City	12,643			0	0.00				0	0.00	101,144
Danao City	1,870			0	0.00				0	0.00	14,961
Dumaguete City	1,891			0	0.00				0	0.00	15,125
Lapu-Lapu City	5,593			0	0.00				0	0.00	44,741
Mandaue City	4,970			0	0.00				0	0.00	39,757
Tagbilaran City	1,553			0	0.00				0	0.00	12,424
Talisay City	3,120			0	0.00				0	0.00	24,956

Area	E.Pop (Total Pop * 1.35%)	Ages 6-11 Mos. Received MNP				E.Pop (Total Pop * 2.7%)	Ages 12-23 Mos. Received MNP				E.Pop (Total Pop * 10.8%)
		Male	Female	Total	%		Male	Female	Total	%	
PHILIPPINES	1,416,442	1,030	1,155	2,185	0.15	2,832,883	1,364	1,235	2,599	0.09	11,331,533
N C R	174,406	1,030	1,155	2,185	1.25	348,812	1,364	1,235	2,599	0.75	1,395,250
Tanjay City	1,159			0	0.00				0	0.00	9,272
Toledo City	2,334			0	0.00				0	0.00	18,674
Region 8	63,516	0	0	0	0.00		0	0	0	0.00	508,129
Biliran	2,590			0	0.00				0	0.00	20,718
Eastern Samar	6,682			0	0.00				0	0.00	53,454
Northern Leyte	21,041			0	0.00				0	0.00	168,329
Northern Samar	9,302			0	0.00				0	0.00	74,413
Southern Leyte	4,883			0	0.00				0	0.00	39,065
Western Samar	8,718			0	0.00				0	0.00	69,745
Calbayog City	2,686			0	0.00				0	0.00	21,492
Maasin City	1,243			0	0.00				0	0.00	9,942
Ormoc City	2,997			0	0.00				0	0.00	23,976
Tacloban City	3,374			0	0.00				0	0.00	26,993
Region 9	52,598	0	0	0	0.00		0	0	0	0.00	420,784
Zamboanga del Norte	11,516			0	0.00				0	0.00	92,125
Zamboanga del Sur	11,819			0	0.00				0	0.00	94,549
Zamboanga Sibugay	9,211			0	0.00				0	0.00	73,685

Area	E.Pop (Total Pop * 1.35%)	Ages 6-11 Mos. Received MNP				E.Pop (Total Pop * 2.7%)	Ages 12-23 Mos. Received MNP				E.Pop (Total Pop * 10.8%)
		Male	Female	Total	%		Male	Female	Total	%	
PHILIPPINES	1,416,442	1,030	1,155	2,185	0.15	2,832,883	1,364	1,235	2,599	0.09	11,331,533
N C R	174,406	1,030	1,155	2,185	1.25	348,812	1,364	1,235	2,599	0.75	1,395,250
Dapitan City	1,189			0	0.00				0	0.00	9,512
Dipolog City	1,886			0	0.00				0	0.00	15,091
Isabela City	1,530			0	0.00				0	0.00	12,238
Pagadian City	2,899			0	0.00				0	0.00	23,189
Zamboanga City	12,549			0	0.00				0	0.00	100,395
Region 10	65,574	0	0	0	0.00		0	0	0	0.00	524,593
Bukidnon	14,502			0	0.00				0	0.00	116,012
Camiguin	1,288			0	0.00				0	0.00	10,304
Lanao del Norte	9,585			0	0.00				0	0.00	76,678
Misamis Occidental	4,674			0	0.00				0	0.00	37,395
Misamis Oriental	9,870			0	0.00				0	0.00	78,959
Cagayan de Oro City	9,348			0	0.00				0	0.00	74,787
El Salvador City	694			0	0.00				0	0.00	5,555
Gingoog City	1,724			0	0.00				0	0.00	13,791
Iligan City	4,855			0	0.00				0	0.00	38,840
Malaybalay City	2,417			0	0.00				0	0.00	19,338
Oroquieta City	1,013			0	0.00				0	0.00	8,103
Ozamis City	2,030			0	0.00				0	0.00	16,242
Tangub City	902			0	0.00				0	0.00	7,216
Valencia City	2,672			0	0.00				0	0.00	21,372

Area	E.Pop (Total Pop * 1.35%)	Ages 6-11 Mos. Received MNP				E.Pop (Total Pop * 2.7%)	Ages 12-23 Mos. Received MNP				E.Pop (Total Pop * 10.8%)
		Male	Female	Total	%		Male	Female	Total	%	
PHILIPPINES	1,416,442	1,030	1,155	2,185	0.15	2,832,883	1,364	1,235	2,599	0.09	11,331,533
N C R	174,406	1,030	1,155	2,185	1.25	348,812	1,364	1,235	2,599	0.75	1,395,250
Basilan	3,765			0	0.00				0	0.00	30,119
Lanao del Sur	12,253			0	0.00				0	0.00	98,028
Maguindanao	15,162			0	0.00				0	0.00	121,299
Sulu	11,550			0	0.00				0	0.00	92,398
Tawi-Tawi	5,910			0	0.00				0	0.00	47,283
Lamitan City	1,036			0	0.00				0	0.00	8,287
Marawi City	2,931			0	0.00				0	0.00	23,446
CARAGA	38,186	0	0	0	0.00		0	0	0	0.00	305,487
Agusan del Norte	5,170			0	0.00				0	0.00	41,357
Agusan del Sur	10,583			0	0.00				0	0.00	84,665
Surigao del Norte	4,660			0	0.00				0	0.00	37,283
Surigao del Sur	7,306			0	0.00				0	0.00	58,446
Province of Dinagat	1,994			0	0.00				0	0.00	15,949
Bislig City	1,388			0	0.00				0	0.00	11,101
Butuan City	4,915			0	0.00				0	0.00	39,322
Surigao City	2,171			0	0.00				0	0.00	17,364

Legend:

0 = No Case

* = No Report

First Quarter

12-59 Mos. Given Deworming Tablets/Syrup			
Male	Female	Total	%
357,147	340,417	697,564	6.16
357,147	340,417	697,564	50.00
6,389	6,524	12,913	32.60
2,499	2,404	4,903	18.14
1,787	1,612	3,399	5.06
53,596	52,213	105,809	61.65
8,158	8,314	16,472	33.73
16,451	15,229	31,680	38.71
1,638	1,449	3,087	44.63
36,400	35,785	72,185	82.77
107,118	98,879	205,997	64.75
20,472	17,657	38,129	60.40
7,192	7,248	14,440	34.50
2,312	2,532	4,844	36.59
43,427	42,987	86,414	44.80
9,733	8,193	17,926	28.09
5,661	5,864	11,525	21.08
27,685	26,887	54,572	75.65

First Quarter

12-59 Mos. Given Deworming Tablets/Syrup			
Male	Female	Total	%
357,147	340,417	697,564	6.16
357,147	340,417	697,564	50.00
		0	0.00
		0	0.00
		0	0.00
		0	0.00
		0	0.00
0	0	0	0.00
		0	0.00
		0	0.00
		0	0.00
		0	0.00
		0	0.00
		0	0.00
0	0	0	0.00
		0	0.00
		0	0.00

First Quarter

12-59 Mos. Given Deworming Tablets/Syrup			
Male	Female	Total	%
357,147	340,417	697,564	6.16
357,147	340,417	697,564	50.00
		0	0.00
		0	0.00
		0	0.00
		0	0.00
		0	0.00
		0	0.00
		0	0.00
		0	0.00
		0	0.00
		0	0.00
		0	0.00
		0	0.00
		0	0.00
		0	0.00
		0	0.00
		0	0.00
		0	0.00
		0	0.00
		0	0.00
		0	0.00
		0	0.00
		0	0.00
0	0	0	0.00

First Quarter

12-59 Mos. Given Deworming Tablets/Syrup			
Male	Female	Total	%
357,147	340,417	697,564	6.16
357,147	340,417	697,564	50.00
		0	0.00
		0	0.00
0	0	0	0.00
		0	0.00
		0	0.00
		0	0.00
		0	0.00
		0	0.00
		0	0.00
		0	0.00
		0	0.00
0	0	0	0.00
		0	0.00
		0	0.00
		0	0.00

First Quarter

12-59 Mos. Given Deworming Tablets/Syrup			
Male	Female	Total	%
357,147	340,417	697,564	6.16
357,147	340,417	697,564	50.00
0	0	0	0.00
		0	0.00
		0	0.00
		0	0.00
		0	0.00
		0	0.00
		0	0.00
0	0	0	0.00
		0	0.00
		0	0.00
		0	0.00
		0	0.00
		0	0.00
0	0	0	0.00

CHILD CARE

2017 - Quarterly Report

Infant/Children Received MNP and Given Deworming Tablets/Syrup

Area	E.Pop (Total Pop * 1.35%)	Ages 6-11 Mos. Received MNP				E.Pop (Total Pop * 2.7%)	Ages 12-23 Mos. Received MNP				E.Pop (Total Pop * 10.8%)
		Male	Female	Total	%		Male	Female	Total	%	
PHILIPPINES	1,416,442	3,553	3,486	7,039	0.50	2,832,883	3,939	3,780	7,719	0.27	11,331,533
N C R	174,406	3,553	3,486	7,039	4.04	348,812	3,939	3,780	7,719	2.21	1,395,250
Malabon	4,951	494	468	962	19.43	9,901	472	469	941	9.50	39,605
Navotas	3,379	59	70	129	3.82	6,757	94	117	211	3.12	27,029
Valenzuela City	8,403	122	98	220	2.62	16,806	175	205	380	2.26	67,223
Caloocan City	21,453	249	250	499	2.33	42,906	309	282	591	1.38	171,624
						-					
Marikina City	6,105	398	378	776	12.71	12,209	213	196	409	3.35	48,838
Pasig City	10,230	132	153	285	2.79	20,459	211	218	429	2.10	81,837
Pateros	865	11	8	19	2.20	1,729	3	3	6	0.35	6,917
Taguig	10,902	0	0	0	0.00	21,803	0	0	0	0.00	87,212
Quezon City	39,766	74	60	134	0.34	79,532	205	205	410	0.52	318,128
						-					
Makati City	7,891	994	975	1,969	24.95	15,781	699	602	1,301	8.24	63,125
Mandaluyong City	5,232	55	53	108	2.06	10,463	28	31	59	0.56	41,853
San Juan	1,655	102	79	181	10.94	3,310	102	78	180	5.44	13,238
Manila City	24,110	128	121	249	1.03	48,220	343	314	657	1.36	192,879
						-					
Las Piñas City	7,976	227	219	446	5.59	15,952	221	188	409	2.56	63,807
Muntinlupa City	6,833	232	262	494	7.23	13,666	459	468	927	6.78	54,664

Area	E.Pop (Total Pop * 1.35%)	Ages 6-11 Mos. Received MNP				E.Pop (Total Pop * 2.7%)	Ages 12-23 Mos. Received MNP				E.Pop (Total Pop * 10.8%)
		Male	Female	Total	%		Male	Female	Total	%	
PHILIPPINES	1,416,442	3,553	3,486	7,039	0.50	2,832,883	3,939	3,780	7,719	0.27	11,331,533
N C R	174,406	3,553	3,486	7,039	4.04	348,812	3,939	3,780	7,719	2.21	1,395,250
Parañaque City	9,018	260	281	541	6.00	18,035	402	400	802	4.45	72,142
Pasay City	5,641	16	11	27	0.48	11,283	3	4	7	0.06	45,130
C A R	24,939	0	0	0	0.00		0	0	0	0.00	199,513
Abra	3,456			0	0.00				0	0.00	27,651
Apayao	1,771			0	0.00				0	0.00	14,165
Benguet	6,273			0	0.00				0	0.00	50,181
Ifugao	3,015			0	0.00				0	0.00	24,122
Kalinga	3,154			0	0.00				0	0.00	25,228
Mt. Province	2,416			0	0.00				0	0.00	19,329
Baguio City	4,855			0	0.00				0	0.00	38,839
Region 1	71,054	0	0	0	0.00		0	0	0	0.00	568,432
Ilocos Norte	6,541			0	0.00				0	0.00	52,325
Ilocos Sur	7,955			0	0.00				0	0.00	63,643
La Union	9,203			0	0.00				0	0.00	73,623
Pangasinan	34,189			0	0.00				0	0.00	273,513
Alaminos City	1,292			0	0.00				0	0.00	10,334
Candon City	839			0	0.00				0	0.00	6,708

Area	E.Pop (Total Pop * 1.35%)	Ages 6-11 Mos. Received MNP				E.Pop (Total Pop * 2.7%)	Ages 12-23 Mos. Received MNP				E.Pop (Total Pop * 10.8%)
		Male	Female	Total	%		Male	Female	Total	%	
PHILIPPINES	1,416,442	3,553	3,486	7,039	0.50	2,832,883	3,939	3,780	7,719	0.27	11,331,533
N C R	174,406	3,553	3,486	7,039	4.04	348,812	3,939	3,780	7,719	2.21	1,395,250
Dagupan City	2,466			0	0.00				0	0.00	19,731
Laoag City	1,508			0	0.00				0	0.00	12,065
San Carlos City	2,715			0	0.00				0	0.00	21,723
San Fernando City	1,686			0	0.00				0	0.00	13,489
Urdaneta City	1,914			0	0.00				0	0.00	15,315
Vigan City	745			0	0.00				0	0.00	5,962
Region 2	48,541	0	0	0	0.00		0	0	0	0.00	388,327
Batanes	256			0	0.00				0	0.00	2,049
Cagayan	14,555			0	0.00				0	0.00	116,439
Isabela	16,615			0	0.00				0	0.00	132,916
Nueva Vizcaya	6,450			0	0.00				0	0.00	51,600
Quirino	2,775			0	0.00				0	0.00	22,201
Cauayan City	1,818			0	0.00				0	0.00	14,545
Ilagan City	2,043			0	0.00				0	0.00	16,346
Santiago City	1,893			0	0.00				0	0.00	15,141
Tuguegarao City	2,136			0	0.00				0	0.00	17,090
Region 3	154,266	0	0	0	0.00		0	0	0	0.00	1,234,131
Aurora	3,208			0	0.00				0	0.00	25,661

Area	E.Pop (Total Pop * 1.35%)	Ages 6-11 Mos. Received MNP				E.Pop (Total Pop * 2.7%)	Ages 12-23 Mos. Received MNP				E.Pop (Total Pop * 10.8%)
		Male	Female	Total	%		Male	Female	Total	%	
PHILIPPINES	1,416,442	3,553	3,486	7,039	0.50	2,832,883	3,939	3,780	7,719	0.27	11,331,533
N C R	174,406	3,553	3,486	7,039	4.04	348,812	3,939	3,780	7,719	2.21	1,395,250
Bataan	9,062			0	0.00				0	0.00	72,495
Bulacan	31,509			0	0.00				0	0.00	252,068
Nueva Ecija	19,988			0	0.00				0	0.00	159,903
Pampanga	22,129			0	0.00				0	0.00	177,031
Tarlac	14,205			0	0.00				0	0.00	113,643
Zambales	8,208			0	0.00				0	0.00	65,660
Angeles City	5,552			0	0.00				0	0.00	44,417
Balanga City	1,310			0	0.00				0	0.00	10,479
Cabanatuan City	4,091			0	0.00				0	0.00	32,727
City of San Fernando	4,136			0	0.00				0	0.00	33,089
Gapan City	1,493			0	0.00				0	0.00	11,944
Mabalacat City	3,383			0	0.00				0	0.00	27,062
Malolos City	3,519			0	0.00				0	0.00	28,155
Meycauayan	2,919			0	0.00				0	0.00	23,353
Olongapo	3,237			0	0.00				0	0.00	25,897
Palayan City	556			0	0.00				0	0.00	4,444
San Jose City	1,891			0	0.00				0	0.00	15,132
San Jose del Monte City	8,015			0	0.00				0	0.00	64,121
Science City of Munoz	1,103			0	0.00				0	0.00	8,823
Tarlac City	4,753			0	0.00				0	0.00	38,027
Region 4A	197,901	0	0	0	0.00		0	0	0	0.00	1,583,210

Area	E.Pop (Total Pop * 1.35%)	Ages 6-11 Mos. Received MNP				E.Pop (Total Pop * 2.7%)	Ages 12-23 Mos. Received MNP				E.Pop (Total Pop * 10.8%)
		Male	Female	Total	%		Male	Female	Total	%	
PHILIPPINES	1,416,442	3,553	3,486	7,039	0.50	2,832,883	3,939	3,780	7,719	0.27	11,331,533
N C R	174,406	3,553	3,486	7,039	4.04	348,812	3,939	3,780	7,719	2.21	1,395,250
Batangas	24,971			0	0.00				0	0.00	199,771
Cavite	18,501			0	0.00				0	0.00	148,005
Laguna	13,681			0	0.00				0	0.00	109,444
Quezon	24,984			0	0.00				0	0.00	199,871
Rizal	29,282			0	0.00				0	0.00	234,256
Antipolo City	10,786			0	0.00				0	0.00	86,284
Bacoor City	8,105			0	0.00				0	0.00	64,844
Batangas City	4,432			0	0.00				0	0.00	35,454
Biñan City	4,587			0	0.00				0	0.00	36,698
Cabuyao City	4,253			0	0.00				0	0.00	34,022
Calamba City	6,260			0	0.00				0	0.00	50,083
Cavite City	1,387			0	0.00				0	0.00	11,099
Dasmariñas City	8,894			0	0.00				0	0.00	71,150
General Trias City	4,242			0	0.00				0	0.00	33,933
Imus City	5,449			0	0.00				0	0.00	43,594
Lipa City	4,466			0	0.00				0	0.00	35,724
Lucena City	3,786			0	0.00				0	0.00	30,291
San Pablo City	3,665			0	0.00				0	0.00	29,320
San Pedro City	4,488			0	0.00				0	0.00	35,903
Santa Rosa City	4,873			0	0.00				0	0.00	38,984
Tagaytay City	961			0	0.00				0	0.00	7,685

Area	E.Pop (Total Pop * 1.35%)	Ages 6-11 Mos. Received MNP				E.Pop (Total Pop * 2.7%)	Ages 12-23 Mos. Received MNP				E.Pop (Total Pop * 10.8%)
		Male	Female	Total	%		Male	Female	Total	%	
PHILIPPINES	1,416,442	3,553	3,486	7,039	0.50	2,832,883	3,939	3,780	7,719	0.27	11,331,533
N C R	174,406	3,553	3,486	7,039	4.04	348,812	3,939	3,780	7,719	2.21	1,395,250
Tanauan City	2,329			0	0.00				0	0.00	18,633
Tayabas City	1,419			0	0.00				0	0.00	11,352
Trece Martires City	2,101			0	0.00				0	0.00	16,811
Region 4B	43,422	0	0	0	0.00		0	0	0	0.00	347,378
Marinduque	3,504			0	0.00				0	0.00	28,034
Mindoro Occidental	7,207			0	0.00				0	0.00	57,658
Mindoro Oriental	12,391			0	0.00				0	0.00	99,125
Palawan	12,235			0	0.00				0	0.00	97,883
Romblon	4,410			0	0.00				0	0.00	35,281
Puerto Princesa City	3,675			0	0.00				0	0.00	29,397
Region 5	84,600	0	0	0	0.00		0	0	0	0.00	676,799
Albay	16,125			0	0.00				0	0.00	128,998
Camarines Norte	8,503			0	0.00				0	0.00	68,027
Camarines Sur	24,113			0	0.00				0	0.00	192,900
Catanduanes	3,875			0	0.00				0	0.00	31,000
Masbate	12,933			0	0.00				0	0.00	103,465
Sorsogon	11,703			0	0.00				0	0.00	93,628

Area	E.Pop (Total Pop * 1.35%)	Ages 6-11 Mos. Received MNP				E.Pop (Total Pop * 2.7%)	Ages 12-23 Mos. Received MNP				E.Pop (Total Pop * 10.8%)
		Male	Female	Total	%		Male	Female	Total	%	
PHILIPPINES	1,416,442	3,553	3,486	7,039	0.50	2,832,883	3,939	3,780	7,719	0.27	11,331,533
N C R	174,406	3,553	3,486	7,039	4.04	348,812	3,939	3,780	7,719	2.21	1,395,250
Iriga City	1,638			0	0.00				0	0.00	13,107
Legaspi City	2,836			0	0.00				0	0.00	22,685
Naga City	2,873			0	0.00				0	0.00	22,987
Region 6	106,918	0	0	0	0.00		0	0	0	0.00	855,348
Aklan	8,105			0	0.00				0	0.00	64,838
Antique	8,543			0	0.00				0	0.00	68,342
Capiz	8,271			0	0.00				0	0.00	66,167
Guimaras	2,464			0	0.00				0	0.00	19,710
Iloilo	25,901			0	0.00				0	0.00	207,212
Negros Occidental	15,198			0	0.00				0	0.00	121,582
Bacolod City	8,069			0	0.00				0	0.00	64,556
Bago City	2,456			0	0.00				0	0.00	19,645
Cadiz City	2,222			0	0.00				0	0.00	17,777
Escalante City	1,351			0	0.00				0	0.00	10,808
Himamaylan City	1,535			0	0.00				0	0.00	12,280
Iloilo City	6,252			0	0.00				0	0.00	50,019
Kabankalan City	2,614			0	0.00				0	0.00	20,908
La Carlota City	926			0	0.00				0	0.00	7,407
Passi City	1,124			0	0.00				0	0.00	8,993
Roxas City	2,324			0	0.00				0	0.00	18,591

Area	E.Pop (Total Pop * 1.35%)	Ages 6-11 Mos. Received MNP				E.Pop (Total Pop * 2.7%)	Ages 12-23 Mos. Received MNP				E.Pop (Total Pop * 10.8%)
		Male	Female	Total	%		Male	Female	Total	%	
PHILIPPINES	1,416,442	3,553	3,486	7,039	0.50	2,832,883	3,939	3,780	7,719	0.27	11,331,533
N C R	174,406	3,553	3,486	7,039	4.04	348,812	3,939	3,780	7,719	2.21	1,395,250
Sagay City	2,101			0	0.00				0	0.00	16,805
San Carlos City	1,903			0	0.00				0	0.00	15,228
Silay City	1,823			0	0.00				0	0.00	14,583
Sipalay City	1,006			0	0.00				0	0.00	8,051
Talisay City	1,468			0	0.00				0	0.00	11,744
Victorias City	1,263			0	0.00				0	0.00	10,103
Region 7	103,811	0	0	0	0.00		0	0	0	0.00	830,491
Bohol	17,866			0	0.00				0	0.00	142,929
Cebu	32,951			0	0.00				0	0.00	263,604
Negros Oriental	12,871			0	0.00				0	0.00	102,971
Siquijor	1,413			0	0.00				0	0.00	11,300
Bais City	1,098			0	0.00				0	0.00	8,783
Bayawan City	1,697			0	0.00				0	0.00	13,574
Canlaon City	784			0	0.00				0	0.00	6,276
Cebu City	12,643			0	0.00				0	0.00	101,144
Danao City	1,870			0	0.00				0	0.00	14,961
Dumaguete City	1,891			0	0.00				0	0.00	15,125
Lapu-Lapu City	5,593			0	0.00				0	0.00	44,741
Mandaue City	4,970			0	0.00				0	0.00	39,757
Tagbilaran City	1,553			0	0.00				0	0.00	12,424

Area	E.Pop (Total Pop * 1.35%)	Ages 6-11 Mos. Received MNP				E.Pop (Total Pop * 2.7%)	Ages 12-23 Mos. Received MNP				E.Pop (Total Pop * 10.8%)
		Male	Female	Total	%		Male	Female	Total	%	
PHILIPPINES	1,416,442	3,553	3,486	7,039	0.50	2,832,883	3,939	3,780	7,719	0.27	11,331,533
N C R	174,406	3,553	3,486	7,039	4.04	348,812	3,939	3,780	7,719	2.21	1,395,250
Talisay City	3,120			0	0.00				0	0.00	24,956
Tanjay City	1,159			0	0.00				0	0.00	9,272
Toledo City	2,334			0	0.00				0	0.00	18,674
Region 8	63,516	0	0	0	0.00		0	0	0	0.00	508,129
Biliran	2,590			0	0.00				0	0.00	20,718
Eastern Samar	6,682			0	0.00				0	0.00	53,454
Northern Leyte	21,041			0	0.00				0	0.00	168,329
Northern Samar	9,302			0	0.00				0	0.00	74,413
Southern Leyte	4,883			0	0.00				0	0.00	39,065
Western Samar	8,718			0	0.00				0	0.00	69,745
Calbayog City	2,686			0	0.00				0	0.00	21,492
Maasin City	1,243			0	0.00				0	0.00	9,942
Ormoc City	2,997			0	0.00				0	0.00	23,976
Tacloban City	3,374			0	0.00				0	0.00	26,993
Region 9	52,598	0	0	0	0.00		0	0	0	0.00	420,784
Zamboanga del Norte	11,516			0	0.00				0	0.00	92,125
Zamboanga del Sur	11,819			0	0.00				0	0.00	94,549
Zamboanga Sibugay	9,211			0	0.00				0	0.00	73,685

Area	E.Pop (Total Pop * 1.35%)	Ages 6-11 Mos. Received MNP				E.Pop (Total Pop * 2.7%)	Ages 12-23 Mos. Received MNP				E.Pop (Total Pop * 10.8%)
		Male	Female	Total	%		Male	Female	Total	%	
PHILIPPINES	1,416,442	3,553	3,486	7,039	0.50	2,832,883	3,939	3,780	7,719	0.27	11,331,533
N C R	174,406	3,553	3,486	7,039	4.04	348,812	3,939	3,780	7,719	2.21	1,395,250
Dapitan City	1,189			0	0.00				0	0.00	9,512
Dipolog City	1,886			0	0.00				0	0.00	15,091
Isabela City	1,530			0	0.00				0	0.00	12,238
Pagadian City	2,899			0	0.00				0	0.00	23,189
Zamboanga City	12,549			0	0.00				0	0.00	100,395
Region 10	65,574	0	0	0	0.00		0	0	0	0.00	524,593
Bukidnon	14,502			0	0.00				0	0.00	116,012
Camiguin	1,288			0	0.00				0	0.00	10,304
Lanao del Norte	9,585			0	0.00				0	0.00	76,678
Misamis Occidental	4,674			0	0.00				0	0.00	37,395
Misamis Oriental	9,870			0	0.00				0	0.00	78,959
Cagayan de Oro City	9,348			0	0.00				0	0.00	74,787
El Salvador City	694			0	0.00				0	0.00	5,555
Gingoog City	1,724			0	0.00				0	0.00	13,791
Iligan City	4,855			0	0.00				0	0.00	38,840
Malaybalay City	2,417			0	0.00				0	0.00	19,338
Oroquieta City	1,013			0	0.00				0	0.00	8,103
Ozamis City	2,030			0	0.00				0	0.00	16,242
Tangub City	902			0	0.00				0	0.00	7,216

Area	E.Pop (Total Pop * 1.35%)	Ages 6-11 Mos. Received MNP				E.Pop (Total Pop * 2.7%)	Ages 12-23 Mos. Received MNP				E.Pop (Total Pop * 10.8%)
		Male	Female	Total	%		Male	Female	Total	%	
PHILIPPINES	1,416,442	3,553	3,486	7,039	0.50	2,832,883	3,939	3,780	7,719	0.27	11,331,533
N C R	174,406	3,553	3,486	7,039	4.04	348,812	3,939	3,780	7,719	2.21	1,395,250
Valencia City	2,672			0	0.00				0	0.00	21,372
Region 11	69,567	0	0	0	0.00		0	0	0	0.00	556,538
Compostela Valley	10,693			0	0.00				0	0.00	85,542
Davao del Norte	14,597			0	0.00				0	0.00	116,776
Davao del Sur	8,870			0	0.00				0	0.00	70,958
Davao Oriental	4,436			0	0.00				0	0.00	35,484
Davao Occidental	8,075			0	0.00				0	0.00	64,603
Davao City	22,897			0	0.00				0	0.00	183,174
Region 12	64,533	0	0	0	0.00		0	0	0	0.00	516,263
North Cotabato	19,355			0	0.00				0	0.00	154,840
Sarangani	7,812			0	0.00				0	0.00	62,495
South Cotabato	12,922			0	0.00				0	0.00	103,379
Sultan Kudarat	11,728			0	0.00				0	0.00	93,828
Cotabato City	4,322			0	0.00				0	0.00	34,579
Gen. Santos City	8,393			0	0.00				0	0.00	67,141
A.R.M.M.	52,607	0	0	0	0.00		0	0	0	0.00	420,860

Area	E.Pop (Total Pop * 1.35%)	Ages 6-11 Mos. Received MNP				E.Pop (Total Pop * 2.7%)	Ages 12-23 Mos. Received MNP				E.Pop (Total Pop * 10.8%)
		Male	Female	Total	%		Male	Female	Total	%	
PHILIPPINES	1,416,442	3,553	3,486	7,039	0.50	2,832,883	3,939	3,780	7,719	0.27	11,331,533
N C R	174,406	3,553	3,486	7,039	4.04	348,812	3,939	3,780	7,719	2.21	1,395,250
Basilan	3,765			0	0.00				0	0.00	30,119
Lanao del Sur	12,253			0	0.00				0	0.00	98,028
Maguindanao	15,162			0	0.00				0	0.00	121,299
Sulu	11,550			0	0.00				0	0.00	92,398
Tawi-Tawi	5,910			0	0.00				0	0.00	47,283
Lamitan City	1,036			0	0.00				0	0.00	8,287
Marawi City	2,931			0	0.00				0	0.00	23,446
CARAGA	38,186	0	0	0	0.00		0	0	0	0.00	305,487
Agusan del Norte	5,170			0	0.00				0	0.00	41,357
Agusan del Sur	10,583			0	0.00				0	0.00	84,665
Surigao del Norte	4,660			0	0.00				0	0.00	37,283
Surigao del Sur	7,306			0	0.00				0	0.00	58,446
Province of Dinagat	1,994			0	0.00				0	0.00	15,949
Bislig City	1,388			0	0.00				0	0.00	11,101
Butuan City	4,915			0	0.00				0	0.00	39,322
Surigao City	2,171			0	0.00				0	0.00	17,364

Legend:

0 = No Case

Area	E.Pop (Total Pop * 1.35%)	Ages 6-11 Mos. Received MNP				E.Pop (Total Pop * 2.7%)	Ages 12-23 Mos. Received MNP				E.Pop (Total Pop * 10.8%)
		Male	Female	Total	%		Male	Female	Total	%	
PHILIPPINES	1,416,442	3,553	3,486	7,039	0.50	2,832,883	3,939	3,780	7,719	0.27	11,331,533
N C R	174,406	3,553	3,486	7,039	4.04	348,812	3,939	3,780	7,719	2.21	1,395,250

* = No Report

Second Quarter

12-59 Mos. Given Deworming Tablets/Syrup			
Male	Female	Total	%
53,651	51,642	105,293	0.93
53,651	51,642	105,293	7.55
7,778	7,650	15,428	38.96
884	627	1,511	5.59
1,596	803	2,399	3.57
14,244	14,285	28,529	16.62
616	612	1,228	2.51
919	761	1,680	2.05
55	64	119	1.72
2,774	2,575	5,349	6.13
2,032	2,110	4,142	1.30
0	0	0	0.00
3,552	3,472	7,024	16.78
24	25	49	0.37
9082	9613	18,695	9.69
3,118	2,938	6,056	9.49
144	159	303	0.55

Second Quarter

12-59 Mos. Given Deworming Tablets/Syrup			
Male	Female	Total	%
53,651	51,642	105,293	0.93
53,651	51,642	105,293	7.55
		0	0.00
		0	0.00
		0	0.00
		0	0.00
		0	0.00
		0	0.00
0	0	0	0.00
		0	0.00
		0	0.00
		0	0.00
		0	0.00
		0	0.00
		0	0.00
		0	0.00
0	0	0	0.00
		0	0.00

Second Quarter

12-59 Mos. Given Deworming Tablets/Syrup			
Male	Female	Total	%
53,651	51,642	105,293	0.93
53,651	51,642	105,293	7.55
		0	0.00
		0	0.00
		0	0.00
		0	0.00
		0	0.00
		0	0.00
		0	0.00
		0	0.00
		0	0.00
		0	0.00
		0	0.00
		0	0.00
		0	0.00
		0	0.00
		0	0.00
		0	0.00
		0	0.00
		0	0.00
0	0	0	0.00

Second Quarter

12-59 Mos. Given Deworming Tablets/Syrup			
Male	Female	Total	%
53,651	51,642	105,293	0.93
53,651	51,642	105,293	7.55
		0	0.00
		0	0.00
		0	0.00
0	0	0	0.00
		0	0.00
		0	0.00
		0	0.00
		0	0.00
		0	0.00
		0	0.00
		0	0.00
		0	0.00
		0	0.00
0	0	0	0.00
		0	0.00
		0	0.00
		0	0.00

Second Quarter

12-59 Mos. Given Deworming Tablets/Syrup			
Male	Female	Total	%
53,651	51,642	105,293	0.93
53,651	51,642	105,293	7.55
		0	0.00
0	0	0	0.00
		0	0.00
		0	0.00
		0	0.00
		0	0.00
		0	0.00
		0	0.00
0	0	0	0.00
		0	0.00
		0	0.00
		0	0.00
		0	0.00
		0	0.00
		0	0.00
0	0	0	0.00

Second Quarter

12-59 Mos. Given Deworming Tablets/Syrup			
Male	Female	Total	%
53,651	51,642	105,293	0.93
53,651	51,642	105,293	7.55

CHILD CARE

2017 - Quarterly Report

Infant/Children Received MNP and Given Deworming Tablets/Syrup

Area	E.Pop (Total Pop * 1.35%)	Ages 6-11 Mos. Received MNP				E.Pop (Total Pop * 2.7%)	Ages 12-23 Mos. Received MNP				E.Pop (Total Pop * 10.8%)
		Male	Female	Total	%		Male	Female	Total	%	
PHILIPPINES	1,416,442	3,367	3,150	6,517	0.46	2,832,883	4,531	4,427	8,958	0.63	11,331,533
N C R	174,406	3,367	3,150	6,517	3.74	348,812	4,531	4,427	8,958	2.57	1,395,250
Malabon	4,951	110	107	217	4.38	9,901	174	139	313	3.16	39,605
Navotas	3,379	52	57	109	3.23	6,757	62	47	109	1.61	27,029
Valenzuela City	8,403	28	44	72	0.86	16,806	135	167	302	1.80	67,223
Caloocan City	21,453	214	223	437	2.04	42,906	313	261	574	1.34	171,624
						-					
Marikina City	6,105	325	343	668	10.94	12,209	238	183	421	3.45	48,838
Pasig City	10,230	64	58	122	1.19	20,459	81	96	177	0.87	81,837
Pateros	865	4	2	6	0.69	1,729	1	0	1	0.06	6,917
Taguig	10,902	62	56	118	1.08	21,803	112	117	229	1.05	87,212
Quezon City	39,766	550	515	1,065	2.68	79,532	979	900	1,879	2.36	318,128
						-					
Makati City	7,891	313	315	628	7.96	15,781	239	241	480	3.04	63,125
Mandaluyong City	5,232	20	24	44	0.84	10,463	14	19	33	0.32	41,853
San Juan	1,655	138	126	264	15.95	3,310	156	129	285	8.61	13,238
Manila City	24,110	1,004	842	1,846	7.66	48,220	1,316	1,356	2,672	5.54	192,879
						-					
Las Piñas City	7,976	219	208	427	5.35	15,952	349	321	670	4.20	63,807
Muntinlupa City	6,833	92	101	193	2.82	13,666	217	315	532	3.89	54,664

Area	E.Pop (Total Pop * 1.35%)	Ages 6-11 Mos. Received MNP				E.Pop (Total Pop * 2.7%)	Ages 12-23 Mos. Received MNP				E.Pop (Total Pop * 10.8%)
		Male	Female	Total	%		Male	Female	Total	%	
PHILIPPINES	1,416,442	3,367	3,150	6,517	0.46	2,832,883	4,531	4,427	8,958	0.63	11,331,533
N C R	174,406	3,367	3,150	6,517	3.74	348,812	4,531	4,427	8,958	2.57	1,395,250
Parañaque City	9,018	154	122	276	3.06	18,035	129	128	257	1.42	72,142
Pasay City	5,641	18	7	25	0.44	11,283	16	8	24	0.21	45,130
C A R	24,939	0	0	0	0.00		0	0	0	0.00	199,513
Abra	3,456			0	0.00				0	0.00	27,651
Apayao	1,771			0	0.00				0	0.00	14,165
Benguet	6,273			0	0.00				0	0.00	50,181
Ifugao	3,015			0	0.00				0	0.00	24,122
Kalinga	3,154			0	0.00				0	0.00	25,228
Mt. Province	2,416			0	0.00				0	0.00	19,329
Baguio City	4,855			0	0.00				0	0.00	38,839
Region 1	71,054	0	0	0	0.00		0	0	0	0.00	568,432
Ilocos Norte	6,541			0	0.00				0	0.00	52,325
Ilocos Sur	7,955			0	0.00				0	0.00	63,643
La Union	9,203			0	0.00				0	0.00	73,623
Pangasinan	34,189			0	0.00				0	0.00	273,513
Alaminos City	1,292			0	0.00				0	0.00	10,334
Candon City	839			0	0.00				0	0.00	6,708

Area	E.Pop (Total Pop * 1.35%)	Ages 6-11 Mos. Received MNP				E.Pop (Total Pop * 2.7%)	Ages 12-23 Mos. Received MNP				E.Pop (Total Pop * 10.8%)
		Male	Female	Total	%		Male	Female	Total	%	
PHILIPPINES	1,416,442	3,367	3,150	6,517	0.46	2,832,883	4,531	4,427	8,958	0.63	11,331,533
N C R	174,406	3,367	3,150	6,517	3.74	348,812	4,531	4,427	8,958	2.57	1,395,250
Dagupan City	2,466			0	0.00				0	0.00	19,731
Laoag City	1,508			0	0.00				0	0.00	12,065
San Carlos City	2,715			0	0.00				0	0.00	21,723
San Fernando City	1,686			0	0.00				0	0.00	13,489
Urdueta City	1,914			0	0.00				0	0.00	15,315
Vigan City	745			0	0.00				0	0.00	5,962
Region 2	48,541	0	0	0	0.00		0	0	0	0.00	388,327
Batanes	256			0	0.00				0	0.00	2,049
Cagayan	14,555			0	0.00				0	0.00	116,439
Isabela	16,615			0	0.00				0	0.00	132,916
Nueva Vizcaya	6,450			0	0.00				0	0.00	51,600
Quirino	2,775			0	0.00				0	0.00	22,201
Cauayan City	1,818			0	0.00				0	0.00	14,545
Ilagan City	2,043			0	0.00				0	0.00	16,346
Santiago City	1,893			0	0.00				0	0.00	15,141
Tuguegarao City	2,136			0	0.00				0	0.00	17,090
Region 3	154,266	0	0	0	0.00		0	0	0	0.00	1,234,131
Aurora	3,208			0	0.00				0	0.00	25,661

Area	E.Pop (Total Pop * 1.35%)	Ages 6-11 Mos. Received MNP				E.Pop (Total Pop * 2.7%)	Ages 12-23 Mos. Received MNP				E.Pop (Total Pop * 10.8%)
		Male	Female	Total	%		Male	Female	Total	%	
PHILIPPINES	1,416,442	3,367	3,150	6,517	0.46	2,832,883	4,531	4,427	8,958	0.63	11,331,533
N C R	174,406	3,367	3,150	6,517	3.74	348,812	4,531	4,427	8,958	2.57	1,395,250
Bataan	9,062			0	0.00				0	0.00	72,495
Bulacan	31,509			0	0.00				0	0.00	252,068
Nueva Ecija	19,988			0	0.00				0	0.00	159,903
Pampanga	22,129			0	0.00				0	0.00	177,031
Tarlac	14,205			0	0.00				0	0.00	113,643
Zambales	8,208			0	0.00				0	0.00	65,660
Angeles City	5,552			0	0.00				0	0.00	44,417
Balanga City	1,310			0	0.00				0	0.00	10,479
Cabanatuan City	4,091			0	0.00				0	0.00	32,727
City of San Fernando	4,136			0	0.00				0	0.00	33,089
Gapan City	1,493			0	0.00				0	0.00	11,944
Mabalacat City	3,383			0	0.00				0	0.00	27,062
Malolos City	3,519			0	0.00				0	0.00	28,155
Meycauayan	2,919			0	0.00				0	0.00	23,353
Olongapo	3,237			0	0.00				0	0.00	25,897
Palayan City	556			0	0.00				0	0.00	4,444
San Jose City	1,891			0	0.00				0	0.00	15,132
San Jose del Monte City	8,015			0	0.00				0	0.00	64,121
Science City of Munoz	1,103			0	0.00				0	0.00	8,823
Tarlac City	4,753			0	0.00				0	0.00	38,027
Region 4A	197,901	0	0	0	0.00		0	0	0	0.00	1,583,210

Area	E.Pop (Total Pop * 1.35%)	Ages 6-11 Mos. Received MNP				E.Pop (Total Pop * 2.7%)	Ages 12-23 Mos. Received MNP				E.Pop (Total Pop * 10.8%)
		Male	Female	Total	%		Male	Female	Total	%	
PHILIPPINES	1,416,442	3,367	3,150	6,517	0.46	2,832,883	4,531	4,427	8,958	0.63	11,331,533
N C R	174,406	3,367	3,150	6,517	3.74	348,812	4,531	4,427	8,958	2.57	1,395,250
Batangas	24,971			0	0.00				0	0.00	199,771
Cavite	18,501			0	0.00				0	0.00	148,005
Laguna	13,681			0	0.00				0	0.00	109,444
Quezon	24,984			0	0.00				0	0.00	199,871
Rizal	29,282			0	0.00				0	0.00	234,256
Antipolo City	10,786			0	0.00				0	0.00	86,284
Bacoor City	8,105			0	0.00				0	0.00	64,844
Batangas City	4,432			0	0.00				0	0.00	35,454
Biñan City	4,587			0	0.00				0	0.00	36,698
Cabuyao City	4,253			0	0.00				0	0.00	34,022
Calamba City	6,260			0	0.00				0	0.00	50,083
Cavite City	1,387			0	0.00				0	0.00	11,099
Dasmariñas City	8,894			0	0.00				0	0.00	71,150
General Trias City	4,242			0	0.00				0	0.00	33,933
Imus City	5,449			0	0.00				0	0.00	43,594
Lipa City	4,466			0	0.00				0	0.00	35,724
Lucena City	3,786			0	0.00				0	0.00	30,291
San Pablo City	3,665			0	0.00				0	0.00	29,320
San Pedro City	4,488			0	0.00				0	0.00	35,903
Santa Rosa City	4,873			0	0.00				0	0.00	38,984
Tagaytay City	961			0	0.00				0	0.00	7,685

Area	E.Pop (Total Pop * 1.35%)	Ages 6-11 Mos. Received MNP				E.Pop (Total Pop * 2.7%)	Ages 12-23 Mos. Received MNP				E.Pop (Total Pop * 10.8%)
		Male	Female	Total	%		Male	Female	Total	%	
PHILIPPINES	1,416,442	3,367	3,150	6,517	0.46	2,832,883	4,531	4,427	8,958	0.63	11,331,533
N C R	174,406	3,367	3,150	6,517	3.74	348,812	4,531	4,427	8,958	2.57	1,395,250
Tanauan City	2,329			0	0.00				0	0.00	18,633
Tayabas City	1,419			0	0.00				0	0.00	11,352
Trece Martires City	2,101			0	0.00				0	0.00	16,811
Region 4B	43,422	0	0	0	0.00		0	0	0	0.00	347,378
Marinduque	3,504			0	0.00				0	0.00	28,034
Mindoro Occidental	7,207			0	0.00				0	0.00	57,658
Mindoro Oriental	12,391			0	0.00				0	0.00	99,125
Palawan	12,235			0	0.00				0	0.00	97,883
Romblon	4,410			0	0.00				0	0.00	35,281
Puerto Princesa City	3,675			0	0.00				0	0.00	29,397
Region 5	84,600	0	0	0	0.00		0	0	0	0.00	676,799
Albay	16,125			0	0.00				0	0.00	128,998
Camarines Norte	8,503			0	0.00				0	0.00	68,027
Camarines Sur	24,113			0	0.00				0	0.00	192,900
Catanduanes	3,875			0	0.00				0	0.00	31,000
Masbate	12,933			0	0.00				0	0.00	103,465
Sorsogon	11,703			0	0.00				0	0.00	93,628

Area	E.Pop (Total Pop * 1.35%)	Ages 6-11 Mos. Received MNP				E.Pop (Total Pop * 2.7%)	Ages 12-23 Mos. Received MNP				E.Pop (Total Pop * 10.8%)
		Male	Female	Total	%		Male	Female	Total	%	
PHILIPPINES	1,416,442	3,367	3,150	6,517	0.46	2,832,883	4,531	4,427	8,958	0.63	11,331,533
N C R	174,406	3,367	3,150	6,517	3.74	348,812	4,531	4,427	8,958	2.57	1,395,250
Iriga City	1,638			0	0.00				0	0.00	13,107
Legaspi City	2,836			0	0.00				0	0.00	22,685
Naga City	2,873			0	0.00				0	0.00	22,987
Region 6	106,918	0	0	0	0.00		0	0	0	0.00	855,348
Aklan	8,105			0	0.00				0	0.00	64,838
Antique	8,543			0	0.00				0	0.00	68,342
Capiz	8,271			0	0.00				0	0.00	66,167
Guimaras	2,464			0	0.00				0	0.00	19,710
Iloilo	25,901			0	0.00				0	0.00	207,212
Negros Occidental	15,198			0	0.00				0	0.00	121,582
Bacolod City	8,069			0	0.00				0	0.00	64,556
Bago City	2,456			0	0.00				0	0.00	19,645
Cadiz City	2,222			0	0.00				0	0.00	17,777
Escalante City	1,351			0	0.00				0	0.00	10,808
Himamaylan City	1,535			0	0.00				0	0.00	12,280
Iloilo City	6,252			0	0.00				0	0.00	50,019
Kabankalan City	2,614			0	0.00				0	0.00	20,908
La Carlota City	926			0	0.00				0	0.00	7,407
Passi City	1,124			0	0.00				0	0.00	8,993
Roxas City	2,324			0	0.00				0	0.00	18,591

Area	E.Pop (Total Pop * 1.35%)	Ages 6-11 Mos. Received MNP				E.Pop (Total Pop * 2.7%)	Ages 12-23 Mos. Received MNP				E.Pop (Total Pop * 10.8%)
		Male	Female	Total	%		Male	Female	Total	%	
PHILIPPINES	1,416,442	3,367	3,150	6,517	0.46	2,832,883	4,531	4,427	8,958	0.63	11,331,533
N C R	174,406	3,367	3,150	6,517	3.74	348,812	4,531	4,427	8,958	2.57	1,395,250
Sagay City	2,101			0	0.00				0	0.00	16,805
San Carlos City	1,903			0	0.00				0	0.00	15,228
Silay City	1,823			0	0.00				0	0.00	14,583
Sipalay City	1,006			0	0.00				0	0.00	8,051
Talisay City	1,468			0	0.00				0	0.00	11,744
Victorias City	1,263			0	0.00				0	0.00	10,103
Region 7	103,811	0	0	0	0.00		0	0	0	0.00	830,491
Bohol	17,866			0	0.00				0	0.00	142,929
Cebu	32,951			0	0.00				0	0.00	263,604
Negros Oriental	12,871			0	0.00				0	0.00	102,971
Siquijor	1,413			0	0.00				0	0.00	11,300
Bais City	1,098			0	0.00				0	0.00	8,783
Bayawan City	1,697			0	0.00				0	0.00	13,574
Canlaon City	784			0	0.00				0	0.00	6,276
Cebu City	12,643			0	0.00				0	0.00	101,144
Danao City	1,870			0	0.00				0	0.00	14,961
Dumaguete City	1,891			0	0.00				0	0.00	15,125
Lapu-Lapu City	5,593			0	0.00				0	0.00	44,741
Mandaue City	4,970			0	0.00				0	0.00	39,757
Tagbilaran City	1,553			0	0.00				0	0.00	12,424

Area	E.Pop (Total Pop * 1.35%)	Ages 6-11 Mos. Received MNP				E.Pop (Total Pop * 2.7%)	Ages 12-23 Mos. Received MNP				E.Pop (Total Pop * 10.8%)
		Male	Female	Total	%		Male	Female	Total	%	
PHILIPPINES	1,416,442	3,367	3,150	6,517	0.46	2,832,883	4,531	4,427	8,958	0.63	11,331,533
N C R	174,406	3,367	3,150	6,517	3.74	348,812	4,531	4,427	8,958	2.57	1,395,250
Talisay City	3,120			0	0.00				0	0.00	24,956
Tanjay City	1,159			0	0.00				0	0.00	9,272
Toledo City	2,334			0	0.00				0	0.00	18,674
Region 8	63,516	0	0	0	0.00		0	0	0	0.00	508,129
Biliran	2,590			0	0.00				0	0.00	20,718
Eastern Samar	6,682			0	0.00				0	0.00	53,454
Northern Leyte	21,041			0	0.00				0	0.00	168,329
Northern Samar	9,302			0	0.00				0	0.00	74,413
Southern Leyte	4,883			0	0.00				0	0.00	39,065
Western Samar	8,718			0	0.00				0	0.00	69,745
Calbayog City	2,686			0	0.00				0	0.00	21,492
Maasin City	1,243			0	0.00				0	0.00	9,942
Ormoc City	2,997			0	0.00				0	0.00	23,976
Tacloban City	3,374			0	0.00				0	0.00	26,993
Region 9	52,598	0	0	0	0.00		0	0	0	0.00	420,784
Zamboanga del Norte	11,516			0	0.00				0	0.00	92,125
Zamboanga del Sur	11,819			0	0.00				0	0.00	94,549
Zamboanga Sibugay	9,211			0	0.00				0	0.00	73,685

Area	E.Pop (Total Pop * 1.35%)	Ages 6-11 Mos. Received MNP				E.Pop (Total Pop * 2.7%)	Ages 12-23 Mos. Received MNP				E.Pop (Total Pop * 10.8%)
		Male	Female	Total	%		Male	Female	Total	%	
PHILIPPINES	1,416,442	3,367	3,150	6,517	0.46	2,832,883	4,531	4,427	8,958	0.63	11,331,533
N C R	174,406	3,367	3,150	6,517	3.74	348,812	4,531	4,427	8,958	2.57	1,395,250
Dapitan City	1,189			0	0.00				0	0.00	9,512
Dipolog City	1,886			0	0.00				0	0.00	15,091
Isabela City	1,530			0	0.00				0	0.00	12,238
Pagadian City	2,899			0	0.00				0	0.00	23,189
Zamboanga City	12,549			0	0.00				0	0.00	100,395
Region 10	65,574	0	0	0	0.00		0	0	0	0.00	524,593
Bukidnon	14,502			0	0.00				0	0.00	116,012
Camiguin	1,288			0	0.00				0	0.00	10,304
Lanao del Norte	9,585			0	0.00				0	0.00	76,678
Misamis Occidental	4,674			0	0.00				0	0.00	37,395
Misamis Oriental	9,870			0	0.00				0	0.00	78,959
Cagayan de Oro City	9,348			0	0.00				0	0.00	74,787
El Salvador City	694			0	0.00				0	0.00	5,555
Gingoog City	1,724			0	0.00				0	0.00	13,791
Iligan City	4,855			0	0.00				0	0.00	38,840
Malaybalay City	2,417			0	0.00				0	0.00	19,338
Oroquieta City	1,013			0	0.00				0	0.00	8,103
Ozamis City	2,030			0	0.00				0	0.00	16,242
Tangub City	902			0	0.00				0	0.00	7,216

Area	E.Pop (Total Pop * 1.35%)	Ages 6-11 Mos. Received MNP				E.Pop (Total Pop * 2.7%)	Ages 12-23 Mos. Received MNP				E.Pop (Total Pop * 10.8%)
		Male	Female	Total	%		Male	Female	Total	%	
PHILIPPINES	1,416,442	3,367	3,150	6,517	0.46	2,832,883	4,531	4,427	8,958	0.63	11,331,533
N C R	174,406	3,367	3,150	6,517	3.74	348,812	4,531	4,427	8,958	2.57	1,395,250
Valencia City	2,672			0	0.00				0	0.00	21,372
Region 11	69,567	0	0	0	0.00		0	0	0	0.00	556,538
Compostela Valley	10,693			0	0.00				0	0.00	85,542
Davao del Norte	14,597			0	0.00				0	0.00	116,776
Davao del Sur	8,870			0	0.00				0	0.00	70,958
Davao Oriental	4,436			0	0.00				0	0.00	35,484
Davao Occidental	8,075			0	0.00				0	0.00	64,603
Davao City	22,897			0	0.00				0	0.00	183,174
Region 12	64,533	0	0	0	0.00		0	0	0	0.00	516,263
North Cotabato	19,355			0	0.00				0	0.00	154,840
Sarangani	7,812			0	0.00				0	0.00	62,495
South Cotabato	12,922			0	0.00				0	0.00	103,379
Sultan Kudarat	11,728			0	0.00				0	0.00	93,828
Cotabato City	4,322			0	0.00				0	0.00	34,579
Gen. Santos City	8,393			0	0.00				0	0.00	67,141
A.R.M.M.	52,607	0	0	0	0.00		0	0	0	0.00	420,860

Area	E.Pop (Total Pop * 1.35%)	Ages 6-11 Mos. Received MNP				E.Pop (Total Pop * 2.7%)	Ages 12-23 Mos. Received MNP				E.Pop (Total Pop * 10.8%)
		Male	Female	Total	%		Male	Female	Total	%	
PHILIPPINES	1,416,442	3,367	3,150	6,517	0.46	2,832,883	4,531	4,427	8,958	0.63	11,331,533
N C R	174,406	3,367	3,150	6,517	3.74	348,812	4,531	4,427	8,958	2.57	1,395,250
Basilan	3,765			0	0.00				0	0.00	30,119
Lanao del Sur	12,253			0	0.00				0	0.00	98,028
Maguindanao	15,162			0	0.00				0	0.00	121,299
Sulu	11,550			0	0.00				0	0.00	92,398
Tawi-Tawi	5,910			0	0.00				0	0.00	47,283
Lamitan City	1,036			0	0.00				0	0.00	8,287
Marawi City	2,931			0	0.00				0	0.00	23,446
CARAGA	38,186	0	0	0	0.00		0	0	0	0.00	305,487
Agusan del Norte	5,170			0	0.00				0	0.00	41,357
Agusan del Sur	10,583			0	0.00				0	0.00	84,665
Surigao del Norte	4,660			0	0.00				0	0.00	37,283
Surigao del Sur	7,306			0	0.00				0	0.00	58,446
Province of Dinagat	1,994			0	0.00				0	0.00	15,949
Bislig City	1,388			0	0.00				0	0.00	11,101
Butuan City	4,915			0	0.00				0	0.00	39,322
Surigao City	2,171			0	0.00				0	0.00	17,364

Legend:

0 = No Case

Area	E.Pop (Total Pop * 1.35%)	Ages 6-11 Mos. Received MNP				E.Pop (Total Pop * 2.7%)	Ages 12-23 Mos. Received MNP				E.Pop (Total Pop * 10.8%)
		Male	Female	Total	%		Male	Female	Total	%	
PHILIPPINES	1,416,442	3,367	3,150	6,517	0.46	2,832,883	4,531	4,427	8,958	0.63	11,331,533
N C R	174,406	3,367	3,150	6,517	3.74	348,812	4,531	4,427	8,958	2.57	1,395,250

* = No Report

Third Quarter

12-59 Mos. Given Deworming Tablets/Syrup			
Male	Female	Total	%
262,198	256,371	518,569	4.58
262,198	256,371	518,569	37.17
13,310	12,031	25,341	63.99
2,411	2,416	4,827	17.86
2,179	2,417	4,596	6.84
27,881	28,198	56,079	32.68
3,636	3,995	7,631	15.63
14,807	14,314	29,121	35.58
1,002	1,091	2,093	30.26
37,180	31,941	69,121	79.26
84,188	87,242	171,430	53.89
8,465	7,669	16,134	25.56
5,967	5,357	11,324	27.06
3,414	2,473	5,887	44.47
26,878	27,035	53,913	27.95
7,041	7,209	14,250	22.33
15,941	14,730	30,671	56.11

Third Quarter

12-59 Mos. Given Deworming Tablets/Syrup			
Male	Female	Total	%
262,198	256,371	518,569	4.58
262,198	256,371	518,569	37.17
		0	0.00
		0	0.00
		0	0.00
		0	0.00
		0	0.00
		0	0.00
0	0	0	0.00
		0	0.00
		0	0.00
		0	0.00
		0	0.00
		0	0.00
		0	0.00
0	0	0	0.00
		0	0.00

Third Quarter

12-59 Mos. Given Deworming Tablets/Syrup			
Male	Female	Total	%
262,198	256,371	518,569	4.58
262,198	256,371	518,569	37.17
		0	0.00
		0	0.00
		0	0.00
		0	0.00
		0	0.00
		0	0.00
		0	0.00
		0	0.00
		0	0.00
		0	0.00
		0	0.00
		0	0.00
		0	0.00
		0	0.00
		0	0.00
		0	0.00
		0	0.00
		0	0.00
0	0	0	0.00

32

36

Third Quarter

12-59 Mos. Given Deworming Tablets/Syrup			
Male	Female	Total	%
262,198	256,371	518,569	4.58
262,198	256,371	518,569	37.17
		0	0.00
		0	0.00
		0	0.00
0	0	0	0.00
		0	0.00
		0	0.00
		0	0.00
		0	0.00
		0	0.00
		0	0.00
		0	0.00
0	0	0	0.00
		0	0.00
		0	0.00
		0	0.00

Third Quarter

12-59 Mos. Given Deworming Tablets/Syrup			
Male	Female	Total	%
262,198	256,371	518,569	4.58
262,198	256,371	518,569	37.17
		0	0.00
0	0	0	0.00
		0	0.00
		0	0.00
		0	0.00
		0	0.00
		0	0.00
0	0	0	0.00
		0	0.00
		0	0.00
		0	0.00
		0	0.00
0	0	0	0.00

Third Quarter

12-59 Mos. Given Deworming Tablets/Syrup			
Male	Female	Total	%
262,198	256,371	518,569	4.58
262,198	256,371	518,569	37.17

CHILD CARE

2017 - Quarterly Report

Infant/Children Received MNP and Given Deworming Tablets/Syrup

Area	E.Pop (Total Pop * 1.35%)	Ages 6-11 Mos. Received MNP				E.Pop (Total Pop * 2.7%)	Ages 12-23 Mos. Received MNP				E.Pop (Total Pop * 10.8%)
		Male	Female	Total	%		Male	Female	Total	%	
PHILIPPINES	1,416,442	6,440	6,932	13,372	0.94		11,154	10,689	21,843	1.54	11,331,533
N C R	174,406	6,440	6,932	13,372	7.67	348,812	11,154	10,689	21,843	6.26	1,395,250
Malabon	4,951	342	334	676	13.65	9,901	313	291	604	6.10	39,605
Navotas	3,379	61	88	149	4.41	6,757	175	153	328	4.85	27,029
Valenzuela City	8,403	125	144	269	3.20	16,806	525	340	865	5.15	67,223
Caloocan City	21,453	698	674	1,372	6.40	42,906	1,113	1,039	2,152	5.02	171,624
						-					
Marikina City	6,105	591	552	1,143	18.72	12,209	416	413	829	6.79	48,838
Pasig City	10,230	168	142	310	3.03	20,459	255	240	495	2.42	81,837
Pateros	865	150	141	291	33.66	1,729	168	172	340	19.66	6,917
Taguig	10,902	1,121	1,003	2,124	19.48	21,803	1,481	1,575	3,056	14.02	87,212
Quezon City	39,766	1,606	1,296	2,902	7.30	79,532	3,516	3,091	6,607	8.31	318,128
						-					
Makati City	7,891	116	104	220	2.79	15,781	298	304	602	3.81	63,125
Mandaluyong City	5,232	64	54	118	2.26	10,463	80	104	184	1.76	41,853
San Juan	1,655	99	1,161	1,260	76.14	3,310	712	889	1,601	48.38	13,238
Manila City	24,110	354	306	660	2.74	48,220	467	516	983	2.04	192,879
						-					
Las Piñas City	7,976	298	279	577	7.23	15,952	455	369	824	5.17	63,807
Muntinlupa City	6,833	297	290	587	8.59	13,666	566	579	1,145	8.38	54,664

Area	E.Pop (Total Pop * 1.35%)	Ages 6-11 Mos. Received MNP				E.Pop (Total Pop * 2.7%)	Ages 12-23 Mos. Received MNP				E.Pop (Total Pop * 10.8%)
		Male	Female	Total	%		Male	Female	Total	%	
PHILIPPINES	1,416,442	6,440	6,932	13,372	0.94		11,154	10,689	21,843	1.54	11,331,533
N C R	174,406	6,440	6,932	13,372	7.67	348,812	11,154	10,689	21,843	6.26	1,395,250
Parañaque City	9,018	331	359	690	7.65	18,035	596	608	1,204	6.68	72,142
Pasay City	5,641	19	5	24	0.43	11,283	18	6	24	0.21	45,130
C A R	24,939	0	0	0	0.00		0	0	0	0.00	199,513
Abra	3,456			0	0.00				0	0.00	27,651
Apayao	1,771			0	0.00				0	0.00	14,165
Benguet	6,273			0	0.00				0	0.00	50,181
Ifugao	3,015			0	0.00				0	0.00	24,122
Kalinga	3,154			0	0.00				0	0.00	25,228
Mt. Province	2,416			0	0.00				0	0.00	19,329
Baguio City	4,855			0	0.00				0	0.00	38,839
Region 1	71,054	0	0	0	0.00		0	0	0	0.00	568,432
Ilocos Norte	6,541			0	0.00				0	0.00	52,325
Ilocos Sur	7,955			0	0.00				0	0.00	63,643
La Union	9,203			0	0.00				0	0.00	73,623
Pangasinan	34,189			0	0.00				0	0.00	273,513
Alaminos City	1,292			0	0.00				0	0.00	10,334
Candon City	839			0	0.00				0	0.00	6,708

Area	E.Pop (Total Pop * 1.35%)	Ages 6-11 Mos. Received MNP				E.Pop (Total Pop * 2.7%)	Ages 12-23 Mos. Received MNP				E.Pop (Total Pop * 10.8%)
		Male	Female	Total	%		Male	Female	Total	%	
PHILIPPINES	1,416,442	6,440	6,932	13,372	0.94		11,154	10,689	21,843	1.54	11,331,533
N C R	174,406	6,440	6,932	13,372	7.67	348,812	11,154	10,689	21,843	6.26	1,395,250
Dagupan City	2,466			0	0.00				0	0.00	19,731
Laoag City	1,508			0	0.00				0	0.00	12,065
San Carlos City	2,715			0	0.00				0	0.00	21,723
San Fernando City	1,686			0	0.00				0	0.00	13,489
Urdueta City	1,914			0	0.00				0	0.00	15,315
Vigan City	745			0	0.00				0	0.00	5,962
Region 2	48,541	0	0	0	0.00		0	0	0	0.00	388,327
Batanes	256			0	0.00				0	0.00	2,049
Cagayan	14,555			0	0.00				0	0.00	116,439
Isabela	16,615			0	0.00				0	0.00	132,916
Nueva Vizcaya	6,450			0	0.00				0	0.00	51,600
Quirino	2,775			0	0.00				0	0.00	22,201
Cauayan City	1,818			0	0.00				0	0.00	14,545
Ilagan City	2,043			0	0.00				0	0.00	16,346
Santiago City	1,893			0	0.00				0	0.00	15,141
Tuguegarao City	2,136			0	0.00				0	0.00	17,090
Region 3	154,266	0	0	0	0.00		0	0	0	0.00	1,234,131
Aurora	3,208			0	0.00				0	0.00	25,661

Area	E.Pop (Total Pop * 1.35%)	Ages 6-11 Mos. Received MNP				E.Pop (Total Pop * 2.7%)	Ages 12-23 Mos. Received MNP				E.Pop (Total Pop * 10.8%)
		Male	Female	Total	%		Male	Female	Total	%	
PHILIPPINES	1,416,442	6,440	6,932	13,372	0.94		11,154	10,689	21,843	1.54	11,331,533
N C R	174,406	6,440	6,932	13,372	7.67	348,812	11,154	10,689	21,843	6.26	1,395,250
Bataan	9,062			0	0.00				0	0.00	72,495
Bulacan	31,509			0	0.00				0	0.00	252,068
Nueva Ecija	19,988			0	0.00				0	0.00	159,903
Pampanga	22,129			0	0.00				0	0.00	177,031
Tarlac	14,205			0	0.00				0	0.00	113,643
Zambales	8,208			0	0.00				0	0.00	65,660
Angeles City	5,552			0	0.00				0	0.00	44,417
Balanga City	1,310			0	0.00				0	0.00	10,479
Cabanatuan City	4,091			0	0.00				0	0.00	32,727
City of San Fernando	4,136			0	0.00				0	0.00	33,089
Gapan City	1,493			0	0.00				0	0.00	11,944
Mabalacat City	3,383			0	0.00				0	0.00	27,062
Malolos City	3,519			0	0.00				0	0.00	28,155
Meycauayan	2,919			0	0.00				0	0.00	23,353
Olongapo	3,237			0	0.00				0	0.00	25,897
Palayan City	556			0	0.00				0	0.00	4,444
San Jose City	1,891			0	0.00				0	0.00	15,132
San Jose del Monte City	8,015			0	0.00				0	0.00	64,121
Science City of Munoz	1,103			0	0.00				0	0.00	8,823
Tarlac City	4,753			0	0.00				0	0.00	38,027
Region 4A	197,901	0	0	0	0.00		0	0	0	0.00	1,583,210

Area	E.Pop (Total Pop * 1.35%)	Ages 6-11 Mos. Received MNP				E.Pop (Total Pop * 2.7%)	Ages 12-23 Mos. Received MNP				E.Pop (Total Pop * 10.8%)
		Male	Female	Total	%		Male	Female	Total	%	
PHILIPPINES	1,416,442	6,440	6,932	13,372	0.94		11,154	10,689	21,843	1.54	11,331,533
N C R	174,406	6,440	6,932	13,372	7.67	348,812	11,154	10,689	21,843	6.26	1,395,250
Batangas	24,971			0	0.00				0	0.00	199,771
Cavite	18,501			0	0.00				0	0.00	148,005
Laguna	13,681			0	0.00				0	0.00	109,444
Quezon	24,984			0	0.00				0	0.00	199,871
Rizal	29,282			0	0.00				0	0.00	234,256
Antipolo City	10,786			0	0.00				0	0.00	86,284
Bacoor City	8,105			0	0.00				0	0.00	64,844
Batangas City	4,432			0	0.00				0	0.00	35,454
Biñan City	4,587			0	0.00				0	0.00	36,698
Cabuyao City	4,253			0	0.00				0	0.00	34,022
Calamba City	6,260			0	0.00				0	0.00	50,083
Cavite City	1,387			0	0.00				0	0.00	11,099
Dasmariñas City	8,894			0	0.00				0	0.00	71,150
General Trias City	4,242			0	0.00				0	0.00	33,933
Imus City	5,449			0	0.00				0	0.00	43,594
Lipa City	4,466			0	0.00				0	0.00	35,724
Lucena City	3,786			0	0.00				0	0.00	30,291
San Pablo City	3,665			0	0.00				0	0.00	29,320
San Pedro City	4,488			0	0.00				0	0.00	35,903
Santa Rosa City	4,873			0	0.00				0	0.00	38,984
Tagaytay City	961			0	0.00				0	0.00	7,685

Area	E.Pop (Total Pop * 1.35%)	Ages 6-11 Mos. Received MNP				E.Pop (Total Pop * 2.7%)	Ages 12-23 Mos. Received MNP				E.Pop (Total Pop * 10.8%)
		Male	Female	Total	%		Male	Female	Total	%	
PHILIPPINES	1,416,442	6,440	6,932	13,372	0.94		11,154	10,689	21,843	1.54	11,331,533
N C R	174,406	6,440	6,932	13,372	7.67	348,812	11,154	10,689	21,843	6.26	1,395,250
Tanauan City	2,329			0	0.00				0	0.00	18,633
Tayabas City	1,419			0	0.00				0	0.00	11,352
Trece Martires City	2,101			0	0.00				0	0.00	16,811
Region 4B	43,422	0	0	0	0.00		0	0	0	0.00	347,378
Marinduque	3,504			0	0.00				0	0.00	28,034
Mindoro Occidental	7,207			0	0.00				0	0.00	57,658
Mindoro Oriental	12,391			0	0.00				0	0.00	99,125
Palawan	12,235			0	0.00				0	0.00	97,883
Romblon	4,410			0	0.00				0	0.00	35,281
Puerto Princesa City	3,675			0	0.00				0	0.00	29,397
Region 5	84,600	0	0	0	0.00		0	0	0	0.00	676,799
Albay	16,125			0	0.00				0	0.00	128,998
Camarines Norte	8,503			0	0.00				0	0.00	68,027
Camarines Sur	24,113			0	0.00				0	0.00	192,900
Catanduanes	3,875			0	0.00				0	0.00	31,000
Masbate	12,933			0	0.00				0	0.00	103,465
Sorsogon	11,703			0	0.00				0	0.00	93,628

Area	E.Pop (Total Pop * 1.35%)	Ages 6-11 Mos. Received MNP				E.Pop (Total Pop * 2.7%)	Ages 12-23 Mos. Received MNP				E.Pop (Total Pop * 10.8%)
		Male	Female	Total	%		Male	Female	Total	%	
PHILIPPINES	1,416,442	6,440	6,932	13,372	0.94		11,154	10,689	21,843	1.54	11,331,533
N C R	174,406	6,440	6,932	13,372	7.67	348,812	11,154	10,689	21,843	6.26	1,395,250
Iriga City	1,638			0	0.00				0	0.00	13,107
Legaspi City	2,836			0	0.00				0	0.00	22,685
Naga City	2,873			0	0.00				0	0.00	22,987
Region 6	106,918	0	0	0	0.00		0	0	0	0.00	855,348
Aklan	8,105			0	0.00				0	0.00	64,838
Antique	8,543			0	0.00				0	0.00	68,342
Capiz	8,271			0	0.00				0	0.00	66,167
Guimaras	2,464			0	0.00				0	0.00	19,710
Iloilo	25,901			0	0.00				0	0.00	207,212
Negros Occidental	15,198			0	0.00				0	0.00	121,582
Bacolod City	8,069			0	0.00				0	0.00	64,556
Bago City	2,456			0	0.00				0	0.00	19,645
Cadiz City	2,222			0	0.00				0	0.00	17,777
Escalante City	1,351			0	0.00				0	0.00	10,808
Himamaylan City	1,535			0	0.00				0	0.00	12,280
Iloilo City	6,252			0	0.00				0	0.00	50,019
Kabankalan City	2,614			0	0.00				0	0.00	20,908
La Carlota City	926			0	0.00				0	0.00	7,407
Passi City	1,124			0	0.00				0	0.00	8,993
Roxas City	2,324			0	0.00				0	0.00	18,591

Area	E.Pop (Total Pop * 1.35%)	Ages 6-11 Mos. Received MNP				E.Pop (Total Pop * 2.7%)	Ages 12-23 Mos. Received MNP				E.Pop (Total Pop * 10.8%)
		Male	Female	Total	%		Male	Female	Total	%	
PHILIPPINES	1,416,442	6,440	6,932	13,372	0.94		11,154	10,689	21,843	1.54	11,331,533
N C R	174,406	6,440	6,932	13,372	7.67	348,812	11,154	10,689	21,843	6.26	1,395,250
Sagay City	2,101			0	0.00				0	0.00	16,805
San Carlos City	1,903			0	0.00				0	0.00	15,228
Silay City	1,823			0	0.00				0	0.00	14,583
Sipalay City	1,006			0	0.00				0	0.00	8,051
Talisay City	1,468			0	0.00				0	0.00	11,744
Victorias City	1,263			0	0.00				0	0.00	10,103
Region 7	103,811	0	0	0	0.00		0	0	0	0.00	830,491
Bohol	17,866			0	0.00				0	0.00	142,929
Cebu	32,951			0	0.00				0	0.00	263,604
Negros Oriental	12,871			0	0.00				0	0.00	102,971
Siquijor	1,413			0	0.00				0	0.00	11,300
Bais City	1,098			0	0.00				0	0.00	8,783
Bayawan City	1,697			0	0.00				0	0.00	13,574
Canlaon City	784			0	0.00				0	0.00	6,276
Cebu City	12,643			0	0.00				0	0.00	101,144
Danao City	1,870			0	0.00				0	0.00	14,961
Dumaguete City	1,891			0	0.00				0	0.00	15,125
Lapu-Lapu City	5,593			0	0.00				0	0.00	44,741
Mandaue City	4,970			0	0.00				0	0.00	39,757
Tagbilaran City	1,553			0	0.00				0	0.00	12,424

Area	E.Pop (Total Pop * 1.35%)	Ages 6-11 Mos. Received MNP				E.Pop (Total Pop * 2.7%)	Ages 12-23 Mos. Received MNP				E.Pop (Total Pop * 10.8%)
		Male	Female	Total	%		Male	Female	Total	%	
PHILIPPINES	1,416,442	6,440	6,932	13,372	0.94		11,154	10,689	21,843	1.54	11,331,533
N C R	174,406	6,440	6,932	13,372	7.67	348,812	11,154	10,689	21,843	6.26	1,395,250
Talisay City	3,120			0	0.00				0	0.00	24,956
Tanjay City	1,159			0	0.00				0	0.00	9,272
Toledo City	2,334			0	0.00				0	0.00	18,674
Region 8	63,516	0	0	0	0.00		0	0	0	0.00	508,129
Biliran	2,590			0	0.00				0	0.00	20,718
Eastern Samar	6,682			0	0.00				0	0.00	53,454
Northern Leyte	21,041			0	0.00				0	0.00	168,329
Northern Samar	9,302			0	0.00				0	0.00	74,413
Southern Leyte	4,883			0	0.00				0	0.00	39,065
Western Samar	8,718			0	0.00				0	0.00	69,745
Calbayog City	2,686			0	0.00				0	0.00	21,492
Maasin City	1,243			0	0.00				0	0.00	9,942
Ormoc City	2,997			0	0.00				0	0.00	23,976
Tacloban City	3,374			0	0.00				0	0.00	26,993
Region 9	52,598	0	0	0	0.00		0	0	0	0.00	420,784
Zamboanga del Norte	11,516			0	0.00				0	0.00	92,125
Zamboanga del Sur	11,819			0	0.00				0	0.00	94,549
Zamboanga Sibugay	9,211			0	0.00				0	0.00	73,685

Area	E.Pop (Total Pop * 1.35%)	Ages 6-11 Mos. Received MNP				E.Pop (Total Pop * 2.7%)	Ages 12-23 Mos. Received MNP				E.Pop (Total Pop * 10.8%)
		Male	Female	Total	%		Male	Female	Total	%	
PHILIPPINES	1,416,442	6,440	6,932	13,372	0.94		11,154	10,689	21,843	1.54	11,331,533
N C R	174,406	6,440	6,932	13,372	7.67	348,812	11,154	10,689	21,843	6.26	1,395,250
	0										
Dapitan City	1,189			0	0.00				0	0.00	9,512
Dipolog City	1,886			0	0.00				0	0.00	15,091
Isabela City	1,530			0	0.00				0	0.00	12,238
Pagadian City	2,899			0	0.00				0	0.00	23,189
Zamboanga City	12,549			0	0.00				0	0.00	100,395
Region 10	65,574	0	0	0	0.00		0	0	0	0.00	524,593
Bukidnon	14,502			0	0.00				0	0.00	116,012
Camiguin	1,288			0	0.00				0	0.00	10,304
Lanao del Norte	9,585			0	0.00				0	0.00	76,678
Misamis Occidental	4,674			0	0.00				0	0.00	37,395
Misamis Oriental	9,870			0	0.00				0	0.00	78,959
Cagayan de Oro City	9,348			0	0.00				0	0.00	74,787
El Salvador City	694			0	0.00				0	0.00	5,555
Gingoog City	1,724			0	0.00				0	0.00	13,791
Iligan City	4,855			0	0.00				0	0.00	38,840
Malaybalay City	2,417			0	0.00				0	0.00	19,338
Oroquieta City	1,013			0	0.00				0	0.00	8,103
Ozamis City	2,030			0	0.00				0	0.00	16,242
Tangub City	902			0	0.00				0	0.00	7,216

Area	E.Pop (Total Pop * 1.35%)	Ages 6-11 Mos. Received MNP				E.Pop (Total Pop * 2.7%)	Ages 12-23 Mos. Received MNP				E.Pop (Total Pop * 10.8%)
		Male	Female	Total	%		Male	Female	Total	%	
PHILIPPINES	1,416,442	6,440	6,932	13,372	0.94		11,154	10,689	21,843	1.54	11,331,533
N C R	174,406	6,440	6,932	13,372	7.67	348,812	11,154	10,689	21,843	6.26	1,395,250
Valencia City	2,672			0	0.00				0	0.00	21,372
Region 11	69,567	0	0	0	0.00		0	0	0	0.00	556,538
Compostela Valley	10,693			0	0.00				0	0.00	85,542
Davao del Norte	14,597			0	0.00				0	0.00	116,776
Davao del Sur	8,870			0	0.00				0	0.00	70,958
Davao Oriental	4,436			0	0.00				0	0.00	35,484
Davao Occidental	8,075			0	0.00				0	0.00	64,603
Davao City	22,897			0	0.00				0	0.00	183,174
Region 12	64,533	0	0	0	0.00		0	0	0	0.00	516,263
North Cotabato	19,355			0	0.00				0	0.00	154,840
Sarangani	7,812			0	0.00				0	0.00	62,495
South Cotabato	12,922			0	0.00				0	0.00	103,379
Sultan Kudarat	11,728			0	0.00				0	0.00	93,828
Cotabato City	4,322			0	0.00				0	0.00	34,579
Gen. Santos City	8,393			0	0.00				0	0.00	67,141
A.R.M.M.	52,607	0	0	0	0.00		0	0	0	0.00	420,860

Area	E.Pop (Total Pop * 1.35%)	Ages 6-11 Mos. Received MNP				E.Pop (Total Pop * 2.7%)	Ages 12-23 Mos. Received MNP				E.Pop (Total Pop * 10.8%)
		Male	Female	Total	%		Male	Female	Total	%	
PHILIPPINES	1,416,442	6,440	6,932	13,372	0.94		11,154	10,689	21,843	1.54	11,331,533
N C R	174,406	6,440	6,932	13,372	7.67	348,812	11,154	10,689	21,843	6.26	1,395,250
Basilan	3,765			0	0.00				0	0.00	30,119
Lanao del Sur	12,253			0	0.00				0	0.00	98,028
Maguindanao	15,162			0	0.00				0	0.00	121,299
Sulu	11,550			0	0.00				0	0.00	92,398
Tawi-Tawi	5,910			0	0.00				0	0.00	47,283
Lamitan City	1,036			0	0.00				0	0.00	8,287
Marawi City	2,931			0	0.00				0	0.00	23,446
CARAGA	38,186	0	0	0	0.00		0	0	0	0.00	305,487
Agusan del Norte	5,170			0	0.00				0	0.00	41,357
Agusan del Sur	10,583			0	0.00				0	0.00	84,665
Surigao del Norte	4,660			0	0.00				0	0.00	37,283
Surigao del Sur	7,306			0	0.00				0	0.00	58,446
Province of Dinagat	1,994			0	0.00				0	0.00	15,949
Bislig City	1,388			0	0.00				0	0.00	11,101
Butuan City	4,915			0	0.00				0	0.00	39,322
Surigao City	2,171			0	0.00				0	0.00	17,364

Legend:

0 = No Case

* = No Report

Fourth Quarter

12-59 Mos. Given Deworming Tablets/Syrup			
Male	Female	Total	%
41,200	41,485	82,685	0.73
41,200	41,485	82,685	5.93
893	826	1,719	4.34
3,009	3,038	6,047	22.37
1,071	1,215	2,286	3.40
4,039	3,630	7,669	4.47
850	871	1,721	3.52
13	9	22	0.03
43	40	83	1.20
567	579	1,146	1.31
1,171	1,490	2,661	0.84
0	0	0	0.00
4,686	4,577	9,263	22.13
18	25	43	0.32
16,346	16,464	32,810	17.01
1,975	1,962	3,937	6.17
140	143	283	0.52

Fourth Quarter

12-59 Mos. Given Deworming Tablets/Syrup			
Male	Female	Total	%
41,200	41,485	82,685	0.73
41,200	41,485	82,685	5.93
		0	0.00
		0	0.00
		0	0.00
		0	0.00
		0	0.00
		0	0.00
0	0	0	0.00
		0	0.00
		0	0.00
		0	0.00
		0	0.00
		0	0.00
		0	0.00
0	0	0	0.00
		0	0.00

Fourth Quarter

12-59 Mos. Given Deworming Tablets/Syrup			
Male	Female	Total	%
41,200	41,485	82,685	0.73
41,200	41,485	82,685	5.93
		0	0.00
		0	0.00
		0	0.00
		0	0.00
		0	0.00
		0	0.00
		0	0.00
		0	0.00
		0	0.00
		0	0.00
		0	0.00
		0	0.00
		0	0.00
		0	0.00
		0	0.00
		0	0.00
		0	0.00
		0	0.00
		0	0.00
0	0	0	0.00

Fourth Quarter

12-59 Mos. Given Deworming Tablets/Syrup			
Male	Female	Total	%
41,200	41,485	82,685	0.73
41,200	41,485	82,685	5.93
		0	0.00
		0	0.00
		0	0.00
0	0	0	0.00
		0	0.00
		0	0.00
		0	0.00
		0	0.00
		0	0.00
		0	0.00
		0	0.00
		0	0.00
0	0	0	0.00
		0	0.00
		0	0.00
		0	0.00

Fourth Quarter

12-59 Mos. Given Deworming Tablets/Syrup			
Male	Female	Total	%
41,200	41,485	82,685	0.73
41,200	41,485	82,685	5.93
		0	0.00
0	0	0	0.00
		0	0.00
		0	0.00
		0	0.00
		0	0.00
		0	0.00
0	0	0	0.00
		0	0.00
		0	0.00
		0	0.00
		0	0.00
0	0	0	0.00

Table 2F.6 - CHILD CARE

Infants and Children Who Received Micronutrient Powder (MNP) and were Given Deworming Tablets/Syrup
By Region, Province and City
Philippines, 2017

Area	Eligible Pop. (Total Pop * 1.35%)	Infants Ages 6-11 mos. Received MNP				E.Pop (Total Pop * 2.7%)	Children Ages 12-23 mos. Received MNP				Eligible Pop. (Total Pop. * 10.8%)	Children 12-59 mos. old Given Deworming Tablets/Syrup			
		Male	Female	Total	%		Male	Female	Total	%		Male	Female	Total	%
PHILIPPINES	1,416,442	14,390	14,723	29,113	2.06		20,988	20,131	41,119	2.90	11,331,533	714,196	689,915	1,404,111	12.39
N C R	174,406	14,390	14,723	29,113	16.69	348,812	20,988	20,131	41,119	11.79	1,395,250	714,196	689,915	1,404,111	100.64
Malabon	4,951	1,198	1,199	2,397	48.42	9,901	1,307	1,247	2,554	25.80	39,605	28,370	27,031	55,401	139.89
Navotas	3,379	238	277	515	15.24	6,757	378	366	744	11.01	27,029	8,803	8,485	17,288	63.96
Valenzuela City	8,403	315	327	642	7.64	16,806	912	784	1,696	10.09	67,223	6,633	6,047	12,680	18.86
Caloocan City	21,453	1,161	1,147	2,308	10.76	42,906	1,735	1,582	3,317	7.73	171,624	99,760	98,326	198,086	115.42
						-									
Marikina City	6,105	1,314	1,273	2,587	42.38	12,209	867	793	1,660	13.60	48,838	13,260	13,792	27,052	55.39
Pasig City	10,230	371	368	739	7.22	20,459	580	589	1,169	5.71	81,837	32,190	30,313	62,503	76.38
Pateros	865	174	162	336	38.86	1,729	177	178	355	20.53	6,917	2,738	2,644	5,382	77.81
Taguig	10,902	1,190	1,069	2,259	20.72	21,803	1,596	1,695	3,291	15.09	87,212	76,921	70,880	147,801	169.47
Quezon City	39,766	2,350	2,022	4,372	10.99	79,532	4,839	4,199	9,038	11.36	318,128	194,509	189,721	384,230	120.78
						-									
Makati City	7,891	1,532	1,502	3,034	38.45	15,781	1,358	1,284	2,642	16.74	63,125	28,937	25,326	54,263	85.96
Mandaluyong City	5,232	139	131	270	5.16	10,463	122	154	276	2.64	41,853	21,397	20,654	42,051	100.47
San Juan	1,655	339	1,366	1,705	103.04	3,310	970	1,096	2,066	62.43	13,238	5,768	5,055	10,823	81.76
Manila City	24,110	1,655	1,448	3,103	12.87	48,220	2,347	2,369	4,716	9.78	192,879	95,733	96,099	191,832	99.46
						-									
Las Piñas City	7,976	834	784	1,618	20.29	15,952	1,118	981	2,099	13.16	63,807	21,867	20,302	42,169	66.09
Muntinlupa City	6,833	724	788	1,512	22.13	13,666	1,430	1,572	3,002	21.97	54,664	21,886	20,896	42,782	78.26
Parañaque City	9,018	790	819	1,609	17.84	18,035	1,209	1,219	2,428	13.46	72,142	32,500	31,099	63,599	88.16
Pasay City	5,641	66	41	107	1.90	11,283	43	23	66	0.58	45,130	22,924	23,245	46,169	102.30

Area	E.Pop (Total Pop * 1.35%)	Ages 6-11 Mos. Received MNP				Ages 12-23 Mos. Received I		
		Male	Female	Total	%	Male	Female	Total
Philippines	1,416,442	14,390	14,723	29,113	2.06	20,988	20,131	41,119
NCR	174,406	14,390	14,723	29,113	16.69	20,988	20,131	41,119
CAR	24,939	0	0	0	0.00	-	-	-
Region 1	71,054	0	0	0	0.00	-	-	-
Region 2	48,541	0	0	0	0.00	-	-	-
Region 3	154,266	0	0	0	0.00	-	-	-
Region 4A	197,901	0	0	0	0.00	-	-	-
Region 4B	43,422	0	0	0	0.00	-	-	-
Region 5	84,600	0	0	0	0.00	-	-	-
Region 6	106,918	0	0	0	0.00	-	-	-
Region 7	103,811	0	0	0	0.00	-	-	-
Region 8	63,516	0	0	0	0.00	-	-	-
Region 9	52,598	0	0	0	0.00	-	-	-
Region 10	65,574	0	0	0	0.00	-	-	-
Region 11	69,567	0	0	0	0.00	-	-	-
Region 12	64,533	0	0	0	0.00	-	-	-
ARMM	52,607	0	0	0	0.00	-	-	-
CARAGA	38,186	0	0	0	0.00	-	-	-

VNP	E.Pop (Total Pop * 10.8%)	12-59 Mos. Given Deworming Tablets/Syrup			
		Male	Female	Total	%
2.90	11,331,533	714,196	689,915	1,404,111	12.39
11.79	1,395,250	714,196	689,915	1,404,111	100.64
0.00	199,513	-	-	-	0.00
0.00	568,432	-	-	-	0.00
0.00	388,327	-	-	-	0.00
0.00	1,234,131	-	-	-	0.00
0.00	1,583,210	-	-	-	0.00
0.00	347,378	-	-	-	0.00
0.00	676,799	-	-	-	0.00
0.00	855,348	-	-	-	0.00
0.00	830,491	-	-	-	0.00
0.00	508,129	-	-	-	0.00
0.00	420,784	-	-	-	0.00
0.00	524,593	-	-	-	0.00
0.00	556,538	-	-	-	0.00
0.00	516,263	-	-	-	0.00
0.00	420,860	-	-	-	0.00
0.00	305,487	-	-	-	0.00

Figure 2F.10

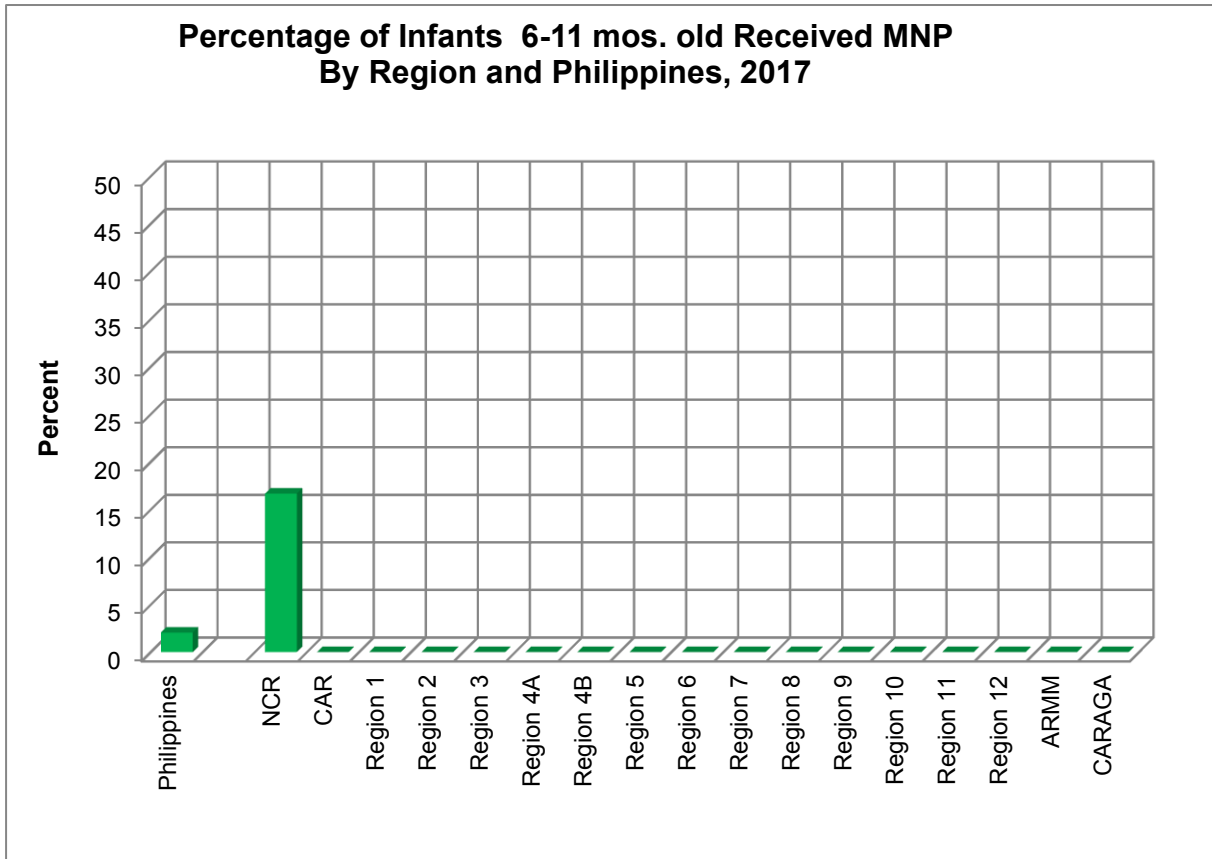


Figure 2F.11

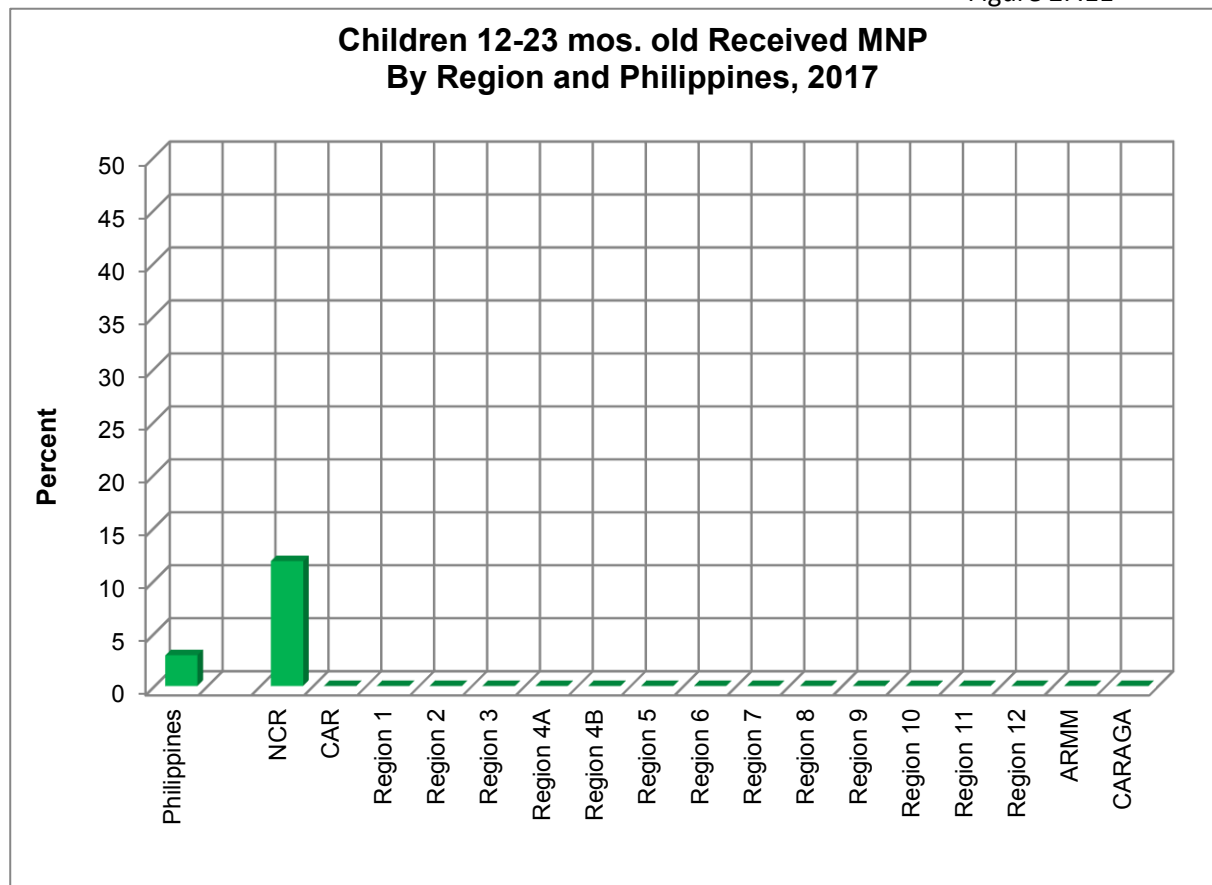
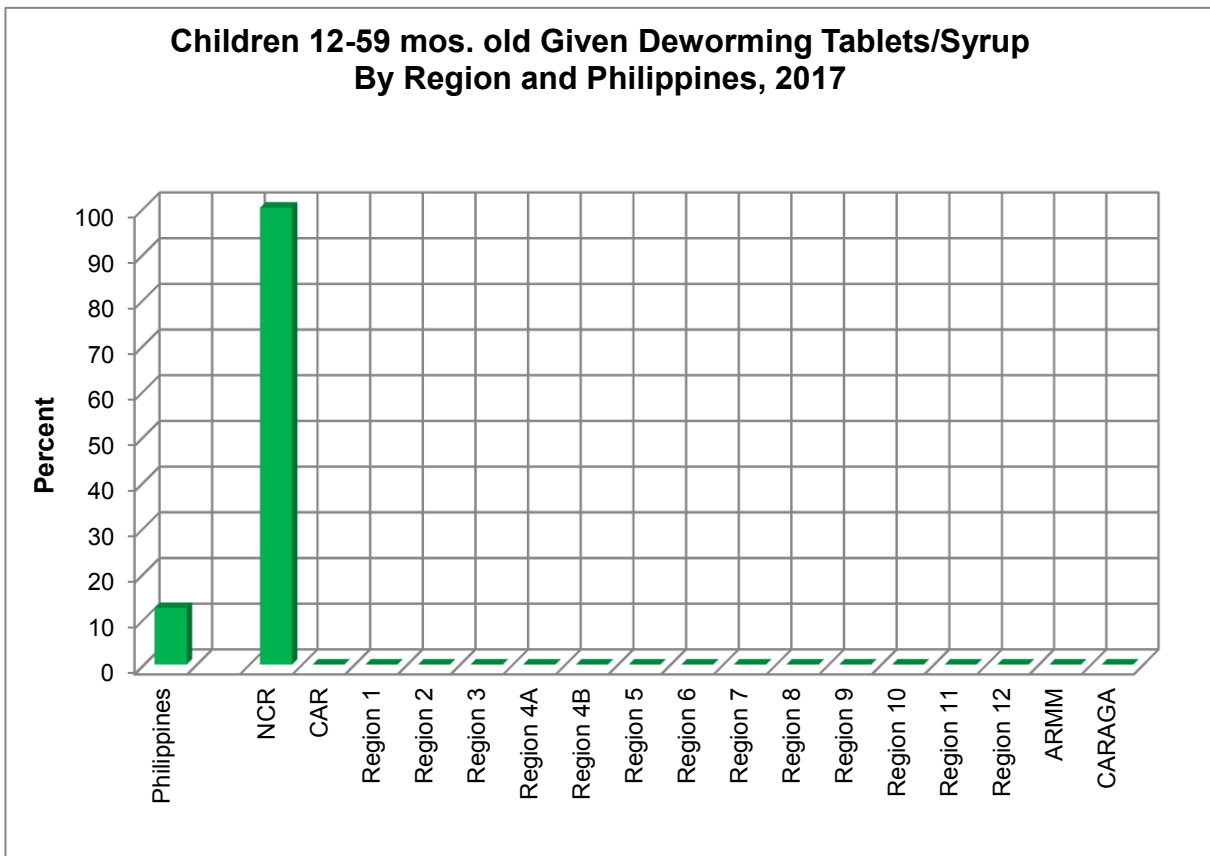


Figure 2F.12



Area	Population
PHILIPPINES	104,921,600
N C R	12,918,977
Malabon	366,709
Navotas	250,271
Valenzuela City	622,432
Caloocan City	1,589,110
Marikina City	452,201
Pasig City	757,747
Pateros	64,047
Taguig	807,523
Quezon City	2,945,629
Makati City	584,490
Mandaluyong City	387,528
San Juan	122,576
Manila City	1,785,917
Las Piñas City	590,802
Muntinlupa City	506,144
Parañaque City	667,979
Pasay City	417,872
C A R	1,847,347
Abra	256,026
Apayao	131,153
Benguet	464,636
Ifugao	223,352
Kalinga	233,593
Mt. Province	178,971
Baguio City	359,616
Region 1	5,263,258
Ilocos Norte	484,494
Ilocos Sur	589,290

La Union	681,693
Pangasinan	2,532,532
Alaminos City	95,689
Candon City	62,112
Dagupan City	182,690
Laoag City	111,710
San Carlos City	201,143
San Fernando City	124,900
Urdaneta City	141,803
Vigan City	55,202
Region 2	3,595,622
Batanes	18,971
Cagayan	1,078,135
Isabela	1,230,706
Nueva Vizcaya	477,778
Quirino	205,567
Cauayan City	134,673
Iligan City	151,356
Santiago City	140,191
Tuguegarao City	158,245
Region 3	11,427,140
Aurora	237,604
Bataan	671,252
Bulacan	2,333,965
Nueva Ecija	1,480,580
Pampanga	1,639,177
Tarlac	1,052,247
Zambales	607,963
Angeles City	411,264
Balanga City	97,024
Cabanatuan City	303,032
City of San Fernando	306,383
Gapan City	110,595
Mabalacat City	250,573
Malolos City	260,690
Meycauayan City	216,230
Olongapo	239,790
Palayan City	41,150
San Jose City	140,108
San Jose del Monte City	593,712
Science City of Munoz	81,699

Tarlac City	352,102
Region 4A	14,659,354
Batangas	1,849,727
Cavite	1,370,415
Laguna	1,013,373
Quezon	1,850,661
Rizal	2,169,034
Antipolo City	798,926
Bacoor City	600,403
Batangas City	328,280
Biñan City	339,800
Cabuyao City	315,023
Calamba City	463,727
Cavite City	102,771
Dasmariñas City	658,793
General Trias City	314,195
Imus City	403,647
Lipa City	330,780
Lucena City	280,472
San Pablo City	271,478
San Pedro City	332,434
Santa Rosa City	360,960
Tagaytay City	71,157
Tanauan City	172,528
Tayabas City	105,110
Trece Martires City	155,660
Region 4B	3,216,467
Marinduque	259,577
Mindoro Occidental	533,874
Mindoro Oriental	917,824
Palawan	906,323
Romblon	326,679
Puerto Princesa City	272,190
Region 5	6,266,653
Albay	1,194,430
Camarines Norte	629,884
Camarines Sur	1,786,113
Catanduanes	287,041
Masbate	958,009
Sorsogon	866,924

Iriga City	121,360
Legaspi City	210,047
Naga City	212,845
Region 6	7,919,888
Aklan	600,348
Antique	632,798
Capiz	612,662
Guimaras	182,501
Iloilo	1,918,628
Negros Occidental	1,125,762
Bacolod City	597,740
Bago City	181,895
Cadiz City	164,599
Escalante City	100,075
Himamaylan City	113,702
Iloilo City	463,139
Kabankalan City	193,593
La Carlota City	68,584
Passi City	83,267
Roxas City	172,140
Sagay City	155,600
San Carlos City	140,996
Silay City	135,032
Sipalay City	74,543
Talisay City	108,738
Victorias City	93,546
Region 7	7,689,735
Bohol	1,323,414
Cebu	2,440,782
Negros Oriental	953,432
Siquijor	104,634
Bais City	81,328
Bayawan City	125,684
Canlaon City	58,108
Cebu City	936,521
Danao City	138,528
Dumaguete City	140,050
Lapu-Lapu City	414,265
Mandaue City	368,121
Tagbilaran City	115,039
Talisay City	231,077

Tanjay City	85,849
Toledo City	172,903
Region 8	4,704,894
Biliran	191,837
Eastern Samar	494,944
Northern Leyte	1,558,603
Northern Samar	689,007
Southern Leyte	361,717
Western Samar	645,788
Calbayog City	198,999
Maasin City	92,056
Ormoc City	222,004
Tacloban City	249,939
Region 9	3,896,152
Zamboanga del Norte	853,006
Zamboanga del Sur	875,453
Zamboanga Sibugay	682,270
Dapitan City	88,075
Dipolog City	139,734
Isabela City	113,312
Pagadian City	214,717
Zamboanga City	929,585
Region 10	4,857,341
Bukidnon	1,074,188
Camiguin	95,407
Lanao del Norte	709,977
Misamis Occidental	346,249
Misamis Oriental	731,104
Cagayan de Oro City	692,476
El Salvador City	51,431
Gingoog City	127,695
Iligan City	359,629
Malaybalay City	179,056
Oroquieta City	75,030
Ozamis City	150,393
Tangub City	66,816
Valencia City	197,890
Region 11	5,153,130

Compostela Valley	792,056
Davao del Norte	1,081,260
Davao del Sur	657,018
Davao Occidental	328,560
Davao Oriental	598,176
Davao City	1,696,060
Region 12	4,780,211
North Cotabato	1,433,708
Sarangani	578,658
South Cotabato	957,215
Sultan Kudarat	868,777
Cotabato City	320,178
Gen. Santos City	621,675
A.R.M.M.	3,896,848
Basilan	278,875
Lanao del Sur	907,663
Maguindanao	1,123,143
Sulu	855,540
Tawi-Tawi	437,801
Lamitan City	76,729
Marawi City	217,097
CARAGA	2,828,583
Agusan del Norte	382,932
Agusan del Sur	783,933
Surigao del Norte	345,210
Surigao del Sur	541,169
Province of Dinagat	147,679
Bislig City	102,789
Butuan City	364,093
Surigao City	160,778
<i>Projected Population</i>	