

**Table 2D.5 - CHILD CARE**  
 2017- Quarterly Report  
 Children given MCV and Rotavirus Vaccines

Area	Elig. Pop. (Total Pop x 2.7%)	MCV1 (AMV)				MCV 2 (MMR)				Male
		Male	Female	Total	%	Male	Female	Total	%	
<b>PHILIPPINES</b>	<b>2,832,883</b>	<b>34,777</b>	<b>33,707</b>	<b>68,484</b>	<b>2.42</b>	<b>28,048</b>	<b>26,985</b>	<b>55,033</b>	<b>1.94</b>	<b>0</b>
<b>N C R</b>	<b>348,812</b>	<b>34,777</b>	<b>33,707</b>	<b>68,484</b>	<b>19.63</b>	<b>28,048</b>	<b>26,985</b>	<b>55,033</b>	<b>15.78</b>	<b>0</b>
Malabon	9,901	1,278	1,145	2,423	24.47	816	725	1,541	15.56	0
Navotas	6,757	669	760	1,429	21.15	578	609	1,187	17.57	0
Valenzuela City	16,806	1,468	1,445	2,913	17.33	913	937	1,850	11.01	0
Caloocan City	42,906	4,304	4,185	8,489	19.79	3,729	3,585	7,314	17.05	0
Marikina City	12,209	878	862	1,740	14.25	718	722	1,440	11.79	0
Pasig City	20,459	1,879	1,746	3,625	17.72	1,430	1,358	2,788	13.63	0
Pateros	1,729	120	138	258	14.92	112	106	218	12.61	0
Taguig	21,803	1,716	1,630	3,346	15.35	1,213	1,078	2,291	10.51	0
Quezon City	79,532	11,446	11,459	22,905	28.80	9,538	9,608	19,146	24.07	0
Makati City	15,781	965	889	1,854	11.75	795	721	1,516	9.61	0
Mandaluyong City	10,463	1,105	1,053	2,158	20.62	821	636	1,457	13.92	0
San Juan	3,310	229	199	428	12.93	187	183	370	11.18	0
Manila City	48,220	3,568	3,407	6,975	14.47	3,044	2,881	5,925	12.29	0
Las Piñas City	15,952	1,346	1,234	2,580	16.17	1,227	1,139	2,366	14.83	0
Muntinlupa City	13,666	1,082	1,025	2,107	15.42	644	621	1,265	9.26	0
Parañaque City	18,035	1,727	1,593	3,320	18.41	1,406	1,319	2,725	15.11	0
Pasay City	11,283	997	937	1,934	17.14	877	757	1,634	14.48	0

Area	Elig. Pop. (Total Pop x 2.7%)	MCV1 (AMV)				MCV 2 (MMR)				Male
		Male	Female	Total	%	Male	Female	Total	%	
<b>PHILIPPINES</b>	<b>2,832,883</b>	<b>34,777</b>	<b>33,707</b>	<b>68,484</b>	<b>2.42</b>	<b>28,048</b>	<b>26,985</b>	<b>55,033</b>	<b>1.94</b>	<b>0</b>
<b>N C R</b>	<b>348,812</b>	<b>34,777</b>	<b>33,707</b>	<b>68,484</b>	<b>19.63</b>	<b>28,048</b>	<b>26,985</b>	<b>55,033</b>	<b>15.78</b>	<b>0</b>
Malabon	9,901	1,278	1,145	2,423	24.47	816	725	1,541	15.56	0
Navotas	6,757	669	760	1,429	21.15	578	609	1,187	17.57	0
Valenzuela City	16,806	1,468	1,445	2,913	17.33	913	937	1,850	11.01	0
Caloocan City	42,906	4,304	4,185	8,489	19.79	3,729	3,585	7,314	17.05	0
<b>C A R</b>	<b>49,878</b>	<b>0</b>	<b>0</b>	<b>0</b>	<b>0.00</b>	<b>0</b>	<b>0</b>	<b>0</b>	<b>0.00</b>	<b>0</b>
Abra	6,913			0	0.00			0	0.00	
Apayao	3,541			0	0.00			0	0.00	
Benguet	12,545			0	0.00			0	0.00	
Ifugao	6,031			0	0.00			0	0.00	
Kalinga	6,307			0	0.00			0	0.00	
Mt. Province	4,832			0	0.00			0	0.00	
Baguio City	9,710			0	0.00			0	0.00	
<b>Region 1</b>	<b>142,108</b>	<b>0</b>	<b>0</b>	<b>0</b>	<b>0.00</b>	<b>0</b>	<b>0</b>	<b>0</b>	<b>0.00</b>	<b>0</b>
Ilocos Norte	13,081			0	0.00			0	0.00	
Ilocos Sur	15,911			0	0.00			0	0.00	
La Union	18,406			0	0.00			0	0.00	
Pangasinan	68,378			0	0.00			0	0.00	
Alaminos City	2,584			0	0.00			0	0.00	

Area	Elig. Pop. (Total Pop x 2.7%)	MCV1 (AMV)				MCV 2 (MMR)				Male
		Male	Female	Total	%	Male	Female	Total	%	
<b>PHILIPPINES</b>	<b>2,832,883</b>	<b>34,777</b>	<b>33,707</b>	<b>68,484</b>	<b>2.42</b>	<b>28,048</b>	<b>26,985</b>	<b>55,033</b>	<b>1.94</b>	<b>0</b>
<b>N C R</b>	<b>348,812</b>	<b>34,777</b>	<b>33,707</b>	<b>68,484</b>	<b>19.63</b>	<b>28,048</b>	<b>26,985</b>	<b>55,033</b>	<b>15.78</b>	<b>0</b>
Malabon	9,901	1,278	1,145	2,423	24.47	816	725	1,541	15.56	0
Navotas	6,757	669	760	1,429	21.15	578	609	1,187	17.57	0
Valenzuela City	16,806	1,468	1,445	2,913	17.33	913	937	1,850	11.01	0
Caloocan City	42,906	4,304	4,185	8,489	19.79	3,729	3,585	7,314	17.05	0
Candon City	1,677			0	0.00			0	0.00	
Dagupan City	4,933			0	0.00			0	0.00	
Laoag City	3,016			0	0.00			0	0.00	
San Carlos City	5,431			0	0.00			0	0.00	
San Fernando City	3,372			0	0.00			0	0.00	
Urdaneta City	3,829			0	0.00			0	0.00	
Vigan City	1,490			0	0.00			0	0.00	
<b>Region 2</b>	<b>97,082</b>	<b>0</b>	<b>0</b>	<b>0</b>	<b>0.00</b>	<b>0</b>	<b>0</b>	<b>0</b>	<b>0.00</b>	<b>0</b>
Batanes	512			0	0.00			0	0.00	
Cagayan	29,110			0	0.00			0	0.00	
Isabela	33,229			0	0.00			0	0.00	
Nueva Vizcaya	12,900			0	0.00			0	0.00	
Quirino	5,550			0	0.00			0	0.00	
Cauayan City	3,636			0	0.00			0	0.00	
Ilagan City	4,087			0	0.00			0	0.00	
Santiago City	3,785			0	0.00			0	0.00	
Tuguegarao City	4,273			0	0.00			0	0.00	

Area	Elig. Pop. (Total Pop x 2.7%)	MCV1 (AMV)				MCV 2 (MMR)				Male
		Male	Female	Total	%	Male	Female	Total	%	
<b>PHILIPPINES</b>	<b>2,832,883</b>	<b>34,777</b>	<b>33,707</b>	<b>68,484</b>	<b>2.42</b>	<b>28,048</b>	<b>26,985</b>	<b>55,033</b>	<b>1.94</b>	<b>0</b>
<b>N C R</b>	<b>348,812</b>	<b>34,777</b>	<b>33,707</b>	<b>68,484</b>	<b>19.63</b>	<b>28,048</b>	<b>26,985</b>	<b>55,033</b>	<b>15.78</b>	<b>0</b>
Malabon	9,901	1,278	1,145	2,423	24.47	816	725	1,541	15.56	0
Navotas	6,757	669	760	1,429	21.15	578	609	1,187	17.57	0
Valenzuela City	16,806	1,468	1,445	2,913	17.33	913	937	1,850	11.01	0
Caloocan City	42,906	4,304	4,185	8,489	19.79	3,729	3,585	7,314	17.05	0
<b>Region 3</b>	<b>308,533</b>	<b>0</b>	<b>0</b>	<b>0</b>	<b>0.00</b>	<b>0</b>	<b>0</b>	<b>0</b>	<b>0.00</b>	<b>0</b>
Aurora	6,415			0	0.00			0	0.00	
Bataan	18,124			0	0.00			0	0.00	
Bulacan	63,017			0	0.00			0	0.00	
Nueva Ecija	39,976			0	0.00			0	0.00	
Pampanga	44,258			0	0.00			0	0.00	
Tarlac	28,411			0	0.00			0	0.00	
Zambales	16,415			0	0.00			0	0.00	
Angeles City	11,104			0	0.00			0	0.00	
Balanga City	2,620			0	0.00			0	0.00	
Cabanatuan City	8,182			0	0.00			0	0.00	
City of San Fernando	8,272			0	0.00			0	0.00	
Gapan City	2,986			0	0.00			0	0.00	
Mabalacat City	6,765			0	0.00			0	0.00	
Malolos City	7,039			0	0.00			0	0.00	
Meycauayan	5,838			0	0.00			0	0.00	
Olongapo	6,474			0	0.00			0	0.00	

Area	Elig. Pop. (Total Pop x 2.7%)	MCV1 (AMV)				MCV 2 (MMR)				Male
		Male	Female	Total	%	Male	Female	Total	%	
<b>PHILIPPINES</b>	<b>2,832,883</b>	<b>34,777</b>	<b>33,707</b>	<b>68,484</b>	<b>2.42</b>	<b>28,048</b>	<b>26,985</b>	<b>55,033</b>	<b>1.94</b>	<b>0</b>
<b>N C R</b>	<b>348,812</b>	<b>34,777</b>	<b>33,707</b>	<b>68,484</b>	<b>19.63</b>	<b>28,048</b>	<b>26,985</b>	<b>55,033</b>	<b>15.78</b>	<b>0</b>
Malabon	9,901	1,278	1,145	2,423	24.47	816	725	1,541	15.56	0
Navotas	6,757	669	760	1,429	21.15	578	609	1,187	17.57	0
Valenzuela City	16,806	1,468	1,445	2,913	17.33	913	937	1,850	11.01	0
Caloocan City	42,906	4,304	4,185	8,489	19.79	3,729	3,585	7,314	17.05	0
Palayan City	1,111			0	0.00			0	0.00	
San Jose City	3,783			0	0.00			0	0.00	
San Jose del Monte City	16,030			0	0.00			0	0.00	
Science City of Munoz	2,206			0	0.00			0	0.00	
Tarlac City	9,507			0	0.00			0	0.00	
<b>Region 4A</b>	<b>395,803</b>	<b>0</b>	<b>0</b>	<b>0</b>	<b>0.00</b>	<b>0</b>	<b>0</b>	<b>0</b>	<b>0.00</b>	<b>0</b>
Batangas	49,943			0	0.00			0	0.00	
Cavite	37,001			0	0.00			0	0.00	
Laguna	27,361			0	0.00			0	0.00	
Quezon	49,968			0	0.00			0	0.00	
Rizal	58,564			0	0.00			0	0.00	
Antipolo City	21,571			0	0.00			0	0.00	
Bacoor City	16,211			0	0.00			0	0.00	
Batangas City	8,864			0	0.00			0	0.00	
Biñan City	9,175			0	0.00			0	0.00	
Cabuyao City	8,506			0	0.00			0	0.00	
Calamba City	12,521			0	0.00			0	0.00	

Area	Elig. Pop. (Total Pop x 2.7%)	MCV1 (AMV)				MCV 2 (MMR)				Male
		Male	Female	Total	%	Male	Female	Total	%	
<b>PHILIPPINES</b>	<b>2,832,883</b>	<b>34,777</b>	<b>33,707</b>	<b>68,484</b>	<b>2.42</b>	<b>28,048</b>	<b>26,985</b>	<b>55,033</b>	<b>1.94</b>	<b>0</b>
<b>N C R</b>	<b>348,812</b>	<b>34,777</b>	<b>33,707</b>	<b>68,484</b>	<b>19.63</b>	<b>28,048</b>	<b>26,985</b>	<b>55,033</b>	<b>15.78</b>	<b>0</b>
Malabon	9,901	1,278	1,145	2,423	24.47	816	725	1,541	15.56	0
Navotas	6,757	669	760	1,429	21.15	578	609	1,187	17.57	0
Valenzuela City	16,806	1,468	1,445	2,913	17.33	913	937	1,850	11.01	0
Caloocan City	42,906	4,304	4,185	8,489	19.79	3,729	3,585	7,314	17.05	0
Cavite City	2,775			0	0.00			0	0.00	
Dasmariñas City	17,787			0	0.00			0	0.00	
General Trias City	8,483			0	0.00			0	0.00	
Imus City	10,898			0	0.00			0	0.00	
Lipa City	8,931			0	0.00			0	0.00	
Lucena City	7,573			0	0.00			0	0.00	
San Pablo City	7,330			0	0.00			0	0.00	
San Pedro City	8,976			0	0.00			0	0.00	
Santa Rosa City	9,746			0	0.00			0	0.00	
Tagaytay City	1,921			0	0.00			0	0.00	
Tanauan City	4,658			0	0.00			0	0.00	
Tayabas City	2,838			0	0.00			0	0.00	
Trece Martires City	4,203			0	0.00			0	0.00	
<b>Region 4B</b>	<b>86,845</b>	<b>0</b>	<b>0</b>	<b>0</b>	<b>0.00</b>	<b>0</b>	<b>0</b>	<b>0</b>	<b>0.00</b>	<b>0</b>
Marinduque	7,009			0	0.00			0	0.00	
Mindoro Occidental	14,415			0	0.00			0	0.00	
Mindoro Oriental	24,781			0	0.00			0	0.00	
Palawan	24,471			0	0.00			0	0.00	

Area	Elig. Pop. (Total Pop x 2.7%)	MCV1 (AMV)				MCV 2 (MMR)				Male
		Male	Female	Total	%	Male	Female	Total	%	
<b>PHILIPPINES</b>	<b>2,832,883</b>	<b>34,777</b>	<b>33,707</b>	<b>68,484</b>	<b>2.42</b>	<b>28,048</b>	<b>26,985</b>	<b>55,033</b>	<b>1.94</b>	<b>0</b>
<b>N C R</b>	<b>348,812</b>	<b>34,777</b>	<b>33,707</b>	<b>68,484</b>	<b>19.63</b>	<b>28,048</b>	<b>26,985</b>	<b>55,033</b>	<b>15.78</b>	<b>0</b>
Malabon	9,901	1,278	1,145	2,423	24.47	816	725	1,541	15.56	0
Navotas	6,757	669	760	1,429	21.15	578	609	1,187	17.57	0
Valenzuela City	16,806	1,468	1,445	2,913	17.33	913	937	1,850	11.01	0
Caloocan City	42,906	4,304	4,185	8,489	19.79	3,729	3,585	7,314	17.05	0
Romblon	8,820			0	0.00			0	0.00	
Puerto Princesa City	7,349			0	0.00			0	0.00	
<b>Region 5</b>	<b>169,200</b>	<b>0</b>	<b>0</b>	<b>0</b>	<b>0.00</b>	<b>0</b>	<b>0</b>	<b>0</b>	<b>0.00</b>	<b>0</b>
Albay	32,250			0	0.00			0	0.00	
Camarines Norte	17,007			0	0.00			0	0.00	
Camarines Sur	48,225			0	0.00			0	0.00	
Catanduanes	7,750			0	0.00			0	0.00	
Masbate	25,866			0	0.00			0	0.00	
Sorsogon	23,407			0	0.00			0	0.00	
Iriga City	3,277			0	0.00			0	0.00	
Legaspi City	5,671			0	0.00			0	0.00	
Naga City	5,747			0	0.00			0	0.00	
<b>Region 6</b>	<b>213,837</b>	<b>0</b>	<b>0</b>	<b>0</b>	<b>0.00</b>	<b>0</b>	<b>0</b>	<b>0</b>	<b>0.00</b>	<b>0</b>
Aklan	16,209			0	0.00			0	0.00	

Area	Elig. Pop. (Total Pop x 2.7%)	MCV1 (AMV)				MCV 2 (MMR)				Male
		Male	Female	Total	%	Male	Female	Total	%	
<b>PHILIPPINES</b>	<b>2,832,883</b>	<b>34,777</b>	<b>33,707</b>	<b>68,484</b>	<b>2.42</b>	<b>28,048</b>	<b>26,985</b>	<b>55,033</b>	<b>1.94</b>	<b>0</b>
<b>N C R</b>	<b>348,812</b>	<b>34,777</b>	<b>33,707</b>	<b>68,484</b>	<b>19.63</b>	<b>28,048</b>	<b>26,985</b>	<b>55,033</b>	<b>15.78</b>	<b>0</b>
Malabon	9,901	1,278	1,145	2,423	24.47	816	725	1,541	15.56	0
Navotas	6,757	669	760	1,429	21.15	578	609	1,187	17.57	0
Valenzuela City	16,806	1,468	1,445	2,913	17.33	913	937	1,850	11.01	0
Caloocan City	42,906	4,304	4,185	8,489	19.79	3,729	3,585	7,314	17.05	0
Antique	17,086			0	0.00			0	0.00	
Capiz	16,542			0	0.00			0	0.00	
Guimaras	4,928			0	0.00			0	0.00	
Iloilo	51,803			0	0.00			0	0.00	
Negros Occidental	30,396			0	0.00			0	0.00	
Bacolod City	16,139			0	0.00			0	0.00	
Bago City	4,911			0	0.00			0	0.00	
Cadiz City	4,444			0	0.00			0	0.00	
Escalante City	2,702			0	0.00			0	0.00	
Himamaylan City	3,070			0	0.00			0	0.00	
Iloilo City	12,505			0	0.00			0	0.00	
Kabankalan City	5,227			0	0.00			0	0.00	
La Carlota City	1,852			0	0.00			0	0.00	
Passi City	2,248			0	0.00			0	0.00	
Roxas City	4,648			0	0.00			0	0.00	
Sagay City	4,201			0	0.00			0	0.00	
San Carlos City	3,807			0	0.00			0	0.00	
Silay City	3,646			0	0.00			0	0.00	
Sipalay City	2,013			0	0.00			0	0.00	
Talisay City	2,936			0	0.00			0	0.00	



Area	Elig. Pop. (Total Pop x 2.7%)	MCV1 (AMV)				MCV 2 (MMR)				Male
		Male	Female	Total	%	Male	Female	Total	%	
<b>PHILIPPINES</b>	<b>2,832,883</b>	<b>34,777</b>	<b>33,707</b>	<b>68,484</b>	<b>2.42</b>	<b>28,048</b>	<b>26,985</b>	<b>55,033</b>	<b>1.94</b>	<b>0</b>
<b>N C R</b>	<b>348,812</b>	<b>34,777</b>	<b>33,707</b>	<b>68,484</b>	<b>19.63</b>	<b>28,048</b>	<b>26,985</b>	<b>55,033</b>	<b>15.78</b>	<b>0</b>
Malabon	9,901	1,278	1,145	2,423	24.47	816	725	1,541	15.56	0
Navotas	6,757	669	760	1,429	21.15	578	609	1,187	17.57	0
Valenzuela City	16,806	1,468	1,445	2,913	17.33	913	937	1,850	11.01	0
Caloocan City	42,906	4,304	4,185	8,489	19.79	3,729	3,585	7,314	17.05	0
Victorias City	2,526			0	0.00			0	0.00	
<b>Region 7</b>	<b>207,623</b>	<b>0</b>	<b>0</b>	<b>0</b>	<b>0.00</b>	<b>0</b>	<b>0</b>	<b>0</b>	<b>0.00</b>	<b>0</b>
Bohol	35,732			0	0.00			0	0.00	
Cebu	65,901			0	0.00			0	0.00	
Negros Oriental	25,743			0	0.00			0	0.00	
Siquijor	2,825			0	0.00			0	0.00	
Bais City	2,196			0	0.00			0	0.00	
Bayawan City	3,393			0	0.00			0	0.00	
Canlaon City	1,569			0	0.00			0	0.00	
Cebu City	25,286			0	0.00			0	0.00	
Danao City	3,740			0	0.00			0	0.00	
Dumaguete City	3,781			0	0.00			0	0.00	
Lapu-Lapu City	11,185			0	0.00			0	0.00	
Mandaue City	9,939			0	0.00			0	0.00	
Tagbilaran City	3,106			0	0.00			0	0.00	
Talisay City	6,239			0	0.00			0	0.00	
Tanjay City	2,318			0	0.00			0	0.00	

Area	Elig. Pop. (Total Pop x 2.7%)	MCV1 (AMV)				MCV 2 (MMR)				Male
		Male	Female	Total	%	Male	Female	Total	%	
<b>PHILIPPINES</b>	<b>2,832,883</b>	<b>34,777</b>	<b>33,707</b>	<b>68,484</b>	<b>2.42</b>	<b>28,048</b>	<b>26,985</b>	<b>55,033</b>	<b>1.94</b>	<b>0</b>
<b>N C R</b>	<b>348,812</b>	<b>34,777</b>	<b>33,707</b>	<b>68,484</b>	<b>19.63</b>	<b>28,048</b>	<b>26,985</b>	<b>55,033</b>	<b>15.78</b>	<b>0</b>
Malabon	9,901	1,278	1,145	2,423	24.47	816	725	1,541	15.56	0
Navotas	6,757	669	760	1,429	21.15	578	609	1,187	17.57	0
Valenzuela City	16,806	1,468	1,445	2,913	17.33	913	937	1,850	11.01	0
Caloocan City	42,906	4,304	4,185	8,489	19.79	3,729	3,585	7,314	17.05	0
Toledo City	4,668			0	0.00			0	0.00	
<b>Region 8</b>	<b>127,032</b>	<b>0</b>	<b>0</b>	<b>0</b>	<b>0.00</b>	<b>0</b>	<b>0</b>	<b>0</b>	<b>0.00</b>	<b>0</b>
Biliran	5,180			0	0.00			0	0.00	
Eastern Samar	13,363			0	0.00			0	0.00	
Northern Leyte	42,082			0	0.00			0	0.00	
Northern Samar	18,603			0	0.00			0	0.00	
Southern Leyte	9,766			0	0.00			0	0.00	
Western Samar	17,436			0	0.00			0	0.00	
Calbayog City	5,373			0	0.00			0	0.00	
Maasin City	2,486			0	0.00			0	0.00	
Ormoc City	5,994			0	0.00			0	0.00	
Tacloban City	6,748			0	0.00			0	0.00	
<b>Region 9</b>	<b>105,196</b>	<b>0</b>	<b>0</b>	<b>0</b>	<b>0.00</b>	<b>0</b>	<b>0</b>	<b>0</b>	<b>0.00</b>	<b>0</b>
Zamboanga del Norte	23,031			0	0.00			0	0.00	
Zamboanga del Sur	23,637			0	0.00			0	0.00	

Area	Elig. Pop. (Total Pop x 2.7%)	MCV1 (AMV)				MCV 2 (MMR)				Male
		Male	Female	Total	%	Male	Female	Total	%	
<b>PHILIPPINES</b>	<b>2,832,883</b>	<b>34,777</b>	<b>33,707</b>	<b>68,484</b>	<b>2.42</b>	<b>28,048</b>	<b>26,985</b>	<b>55,033</b>	<b>1.94</b>	<b>0</b>
<b>N C R</b>	<b>348,812</b>	<b>34,777</b>	<b>33,707</b>	<b>68,484</b>	<b>19.63</b>	<b>28,048</b>	<b>26,985</b>	<b>55,033</b>	<b>15.78</b>	<b>0</b>
Malabon	9,901	1,278	1,145	2,423	24.47	816	725	1,541	15.56	0
Navotas	6,757	669	760	1,429	21.15	578	609	1,187	17.57	0
Valenzuela City	16,806	1,468	1,445	2,913	17.33	913	937	1,850	11.01	0
Caloocan City	42,906	4,304	4,185	8,489	19.79	3,729	3,585	7,314	17.05	0
Zamboanga Sibugay	18,421			0	0.00			0	0.00	
Dapitan City	2,378			0	0.00			0	0.00	
Dipolog City	3,773			0	0.00			0	0.00	
Isabela City	3,059			0	0.00			0	0.00	
Pagadian City	5,797			0	0.00			0	0.00	
Zamboanga City	25,099			0	0.00			0	0.00	
<b>Region 10</b>	<b>131,148</b>	<b>0</b>	<b>0</b>	<b>0</b>	<b>0.00</b>	<b>0</b>	<b>0</b>	<b>0</b>	<b>0.00</b>	<b>0</b>
Bukidnon	29,003			0	0.00			0	0.00	
Camiguin	2,576			0	0.00			0	0.00	
Lanao del Norte	19,169			0	0.00			0	0.00	
Misamis Occidental	9,349			0	0.00			0	0.00	
Misamis Oriental	19,740			0	0.00			0	0.00	
Cagayan de Oro City	18,697			0	0.00			0	0.00	
El Salvador City	1,389			0	0.00			0	0.00	
Gingoog City	3,448			0	0.00			0	0.00	
Iligan City	9,710			0	0.00			0	0.00	

Area	Elig. Pop. (Total Pop x 2.7%)	MCV1 (AMV)				MCV 2 (MMR)				Male
		Male	Female	Total	%	Male	Female	Total	%	
<b>PHILIPPINES</b>	<b>2,832,883</b>	<b>34,777</b>	<b>33,707</b>	<b>68,484</b>	<b>2.42</b>	<b>28,048</b>	<b>26,985</b>	<b>55,033</b>	<b>1.94</b>	<b>0</b>
<b>N C R</b>	<b>348,812</b>	<b>34,777</b>	<b>33,707</b>	<b>68,484</b>	<b>19.63</b>	<b>28,048</b>	<b>26,985</b>	<b>55,033</b>	<b>15.78</b>	<b>0</b>
Malabon	9,901	1,278	1,145	2,423	24.47	816	725	1,541	15.56	0
Navotas	6,757	669	760	1,429	21.15	578	609	1,187	17.57	0
Valenzuela City	16,806	1,468	1,445	2,913	17.33	913	937	1,850	11.01	0
Caloocan City	42,906	4,304	4,185	8,489	19.79	3,729	3,585	7,314	17.05	0
Malaybalay City	4,835			0	0.00			0	0.00	
Oroquieta City	2,026			0	0.00			0	0.00	
Ozamis City	4,061			0	0.00			0	0.00	
Tangub City	1,804			0	0.00			0	0.00	
Valencia City	5,343			0	0.00			0	0.00	
<b>Region 11</b>	<b>139,135</b>	<b>0</b>	<b>0</b>	<b>0</b>	<b>0.00</b>	<b>0</b>	<b>0</b>	<b>0</b>	<b>0.00</b>	<b>0</b>
Compostela Valley	21,386			0	0.00			0	0.00	
Davao del Norte	29,194			0	0.00			0	0.00	
Davao del Sur	17,739			0	0.00			0	0.00	
Davao Oriental	8,871			0	0.00			0	0.00	
Davao Occidental	16,151			0	0.00			0	0.00	
Davao City	45,794			0	0.00			0	0.00	
<b>Region 12</b>	<b>129,066</b>	<b>0</b>	<b>0</b>	<b>0</b>	<b>0.00</b>	<b>0</b>	<b>0</b>	<b>0</b>	<b>0.00</b>	<b>0</b>
North Cotabato	38,710			0	0.00			0	0.00	
Sarangani	15,624			0	0.00			0	0.00	

Area	Elig. Pop. (Total Pop x 2.7%)	MCV1 (AMV)				MCV 2 (MMR)				Male
		Male	Female	Total	%	Male	Female	Total	%	
<b>PHILIPPINES</b>	<b>2,832,883</b>	<b>34,777</b>	<b>33,707</b>	<b>68,484</b>	<b>2.42</b>	<b>28,048</b>	<b>26,985</b>	<b>55,033</b>	<b>1.94</b>	<b>0</b>
<b>N C R</b>	<b>348,812</b>	<b>34,777</b>	<b>33,707</b>	<b>68,484</b>	<b>19.63</b>	<b>28,048</b>	<b>26,985</b>	<b>55,033</b>	<b>15.78</b>	<b>0</b>
Malabon	9,901	1,278	1,145	2,423	24.47	816	725	1,541	15.56	0
Navotas	6,757	669	760	1,429	21.15	578	609	1,187	17.57	0
Valenzuela City	16,806	1,468	1,445	2,913	17.33	913	937	1,850	11.01	0
Caloocan City	42,906	4,304	4,185	8,489	19.79	3,729	3,585	7,314	17.05	0
South Cotabato	25,845			0	0.00			0	0.00	
Sultan Kudarat	23,457			0	0.00			0	0.00	
Cotabato City	8,645			0	0.00			0	0.00	
Gen. Santos City	16,785			0	0.00			0	0.00	
<b>A.R.M.M.</b>	<b>105,215</b>	<b>0</b>	<b>0</b>	<b>0</b>	<b>0.00</b>	<b>0</b>	<b>0</b>	<b>0</b>	<b>0.00</b>	<b>0</b>
Basilan	7,530			0	0.00			0	0.00	
Lanao del Sur	24,507			0	0.00			0	0.00	
Maguindanao	30,325			0	0.00			0	0.00	
Sulu	23,100			0	0.00			0	0.00	
Tawi-Tawi	11,821			0	0.00			0	0.00	
Lamitan City	2,072			0	0.00			0	0.00	
Marawi City	5,862			0	0.00			0	0.00	
<b>CARAGA</b>	<b>76,372</b>	<b>0</b>	<b>0</b>	<b>0</b>	<b>0.00</b>	<b>0</b>	<b>0</b>	<b>0</b>	<b>0.00</b>	<b>0</b>
Agusan del Norte	10,339			0	0.00			0	0.00	

Area	Elig. Pop. (Total Pop x 2.7%)	MCV1 (AMV)				MCV 2 (MMR)				Male
		Male	Female	Total	%	Male	Female	Total	%	
<b>PHILIPPINES</b>	<b>2,832,883</b>	<b>34,777</b>	<b>33,707</b>	<b>68,484</b>	<b>2.42</b>	<b>28,048</b>	<b>26,985</b>	<b>55,033</b>	<b>1.94</b>	<b>0</b>
<b>N C R</b>	<b>348,812</b>	<b>34,777</b>	<b>33,707</b>	<b>68,484</b>	<b>19.63</b>	<b>28,048</b>	<b>26,985</b>	<b>55,033</b>	<b>15.78</b>	<b>0</b>
Malabon	9,901	1,278	1,145	2,423	24.47	816	725	1,541	15.56	0
Navotas	6,757	669	760	1,429	21.15	578	609	1,187	17.57	0
Valenzuela City	16,806	1,468	1,445	2,913	17.33	913	937	1,850	11.01	0
Caloocan City	42,906	4,304	4,185	8,489	19.79	3,729	3,585	7,314	17.05	0
Agusan del Sur	21,166			0	0.00			0	0.00	
Surigao del Norte	9,321			0	0.00			0	0.00	
Surigao del Sur	14,612			0	0.00			0	0.00	
Province of Dinagat	3,987			0	0.00			0	0.00	
Bislig City	2,775			0	0.00			0	0.00	
Butuan City	9,831			0	0.00			0	0.00	
Surigao City	4,341			0	0.00			0	0.00	

Legend:

0 = No Case

\* = No Report

ccines

First Quarter

	ROTA 1				ROTA 2				
	%	Male	Female	Total	%	Male	Female	Total	%
	1.94	0	0	0	0.00	0	0	0	0.00
	15.78	0	0	0	0.00	0	0	0	0.00
	15.56	0	0	0	0.00	0	0	0	0.00
	17.57	0	0	0	0.00	0	0	0	0.00
	11.01	0	0	0	0.00	0	0	0	0.00
	17.05	0	0	0	0.00	0	0	0	0.00
	11.79	0	0	0	0.00	0	0	0	0.00
	13.63	0	0	0	0.00	0	0	0	0.00
	12.61	0	0	0	0.00	0	0	0	0.00
	10.51	0	0	0	0.00	0	0	0	0.00
	24.07	0	0	0	0.00	0	0	0	0.00
	9.61	0	0	0	0.00	0	0	0	0.00
	13.92	0	0	0	0.00	0	0	0	0.00
	11.18	0	0	0	0.00	0	0	0	0.00
	12.29	0	0	0	0.00	0	0	0	0.00
	14.83	0	0	0	0.00	0	0	0	0.00
	9.26	0	0	0	0.00	0	0	0	0.00
	15.11	0	0	0	0.00	0	0	0	0.00
	14.48	0	0	0	0.00	0	0	0	0.00

\*MMR corrected 4/20/18

First Quarter

	ROTA 1				ROTA 2			
%	Male	Female	Total	%	Male	Female	Total	%
<b>1.94</b>	<b>0</b>	<b>0</b>	<b>0</b>	<b>0.00</b>	<b>0</b>	<b>0</b>	<b>0</b>	<b>0.00</b>
<b>15.78</b>	<b>0</b>	<b>0</b>	<b>0</b>	<b>0.00</b>	<b>0</b>	<b>0</b>	<b>0</b>	<b>0.00</b>
15.56	0	0	0	0.00	0	0	0	0.00
17.57	0	0	0	0.00	0	0	0	0.00
11.01	0	0	0	0.00	0	0	0	0.00
17.05	0	0	0	0.00	0	0	0	0.00
<b>0.00</b>	<b>0</b>	<b>0</b>	<b>0</b>	<b>0.00</b>	<b>0</b>	<b>0</b>	<b>0</b>	<b>0.00</b>
0.00			0	0.00			0	0.00
0.00			0	0.00			0	0.00
0.00			0	0.00			0	0.00
0.00			0	0.00			0	0.00
0.00			0	0.00			0	0.00
0.00			0	0.00			0	0.00
0.00			0	0.00			0	0.00
<b>0.00</b>	<b>0</b>	<b>0</b>	<b>0</b>	<b>0.00</b>	<b>0</b>	<b>0</b>	<b>0</b>	<b>0.00</b>
0.00			0	0.00			0	0.00
0.00			0	0.00			0	0.00
0.00			0	0.00			0	0.00
0.00			0	0.00			0	0.00
0.00			0	0.00			0	0.00

\*MMR corrected 4/20/18



First Quarter

%	ROTA 1				ROTA 2			
	Male	Female	Total	%	Male	Female	Total	%
<b>1.94</b>	<b>0</b>	<b>0</b>	<b>0</b>	<b>0.00</b>	<b>0</b>	<b>0</b>	<b>0</b>	<b>0.00</b>
<b>15.78</b>	<b>0</b>	<b>0</b>	<b>0</b>	<b>0.00</b>	<b>0</b>	<b>0</b>	<b>0</b>	<b>0.00</b>
15.56	0	0	0	0.00	0	0	0	0.00
17.57	0	0	0	0.00	0	0	0	0.00
11.01	0	0	0	0.00	0	0	0	0.00
17.05	0	0	0	0.00	0	0	0	0.00
0.00			0	0.00			0	0.00
0.00			0	0.00			0	0.00
0.00			0	0.00			0	0.00
0.00			0	0.00			0	0.00
0.00			0	0.00			0	0.00
0.00			0	0.00			0	0.00
0.00			0	0.00			0	0.00
<b>0.00</b>	<b>0</b>	<b>0</b>	<b>0</b>	<b>0.00</b>	<b>0</b>	<b>0</b>	<b>0</b>	<b>0.00</b>
0.00			0	0.00			0	0.00
0.00			0	0.00			0	0.00
0.00			0	0.00			0	0.00
0.00			0	0.00			0	0.00
0.00			0	0.00			0	0.00
0.00			0	0.00			0	0.00
0.00			0	0.00			0	0.00
0.00			0	0.00			0	0.00
0.00			0	0.00			0	0.00

\*MMR corrected 4/20/18

First Quarter

%	ROTA 1				ROTA 2			
	Male	Female	Total	%	Male	Female	Total	%
<b>1.94</b>	<b>0</b>	<b>0</b>	<b>0</b>	<b>0.00</b>	<b>0</b>	<b>0</b>	<b>0</b>	<b>0.00</b>
<b>15.78</b>	<b>0</b>	<b>0</b>	<b>0</b>	<b>0.00</b>	<b>0</b>	<b>0</b>	<b>0</b>	<b>0.00</b>
15.56	0	0	0	0.00	0	0	0	0.00
17.57	0	0	0	0.00	0	0	0	0.00
11.01	0	0	0	0.00	0	0	0	0.00
17.05	0	0	0	0.00	0	0	0	0.00
<b>0.00</b>	<b>0</b>	<b>0</b>	<b>0</b>	<b>0.00</b>	<b>0</b>	<b>0</b>	<b>0</b>	<b>0.00</b>
0.00			0	0.00			0	0.00
0.00			0	0.00			0	0.00
0.00			0	0.00			0	0.00
0.00			0	0.00			0	0.00
0.00			0	0.00			0	0.00
0.00			0	0.00			0	0.00
0.00			0	0.00			0	0.00
0.00			0	0.00			0	0.00
0.00			0	0.00			0	0.00
0.00			0	0.00			0	0.00
0.00			0	0.00			0	0.00
0.00			0	0.00			0	0.00
0.00			0	0.00			0	0.00
0.00			0	0.00			0	0.00
0.00			0	0.00			0	0.00

\*MMR corrected 4/20/18

First Quarter

%	ROTA 1			ROTA 2				
	Male	Female	Total	%	Male	Female	Total	%
1.94	0	0	0	0.00	0	0	0	0.00
15.78	0	0	0	0.00	0	0	0	0.00
15.56	0	0	0	0.00	0	0	0	0.00
17.57	0	0	0	0.00	0	0	0	0.00
11.01	0	0	0	0.00	0	0	0	0.00
17.05	0	0	0	0.00	0	0	0	0.00
0.00			0	0.00			0	0.00
0.00			0	0.00			0	0.00
0.00			0	0.00			0	0.00
0.00			0	0.00			0	0.00
0.00			0	0.00			0	0.00
0.00			0	0.00			0	0.00
0.00	0	0	0	0.00	0	0	0	0.00
0.00			0	0.00			0	0.00
0.00			0	0.00			0	0.00
0.00			0	0.00			0	0.00
0.00			0	0.00			0	0.00
0.00			0	0.00			0	0.00
0.00			0	0.00			0	0.00
0.00			0	0.00			0	0.00
0.00			0	0.00			0	0.00
0.00			0	0.00			0	0.00

\*MMR corrected 4/20/18

First Quarter

	ROTA 1				ROTA 2			
%	Male	Female	Total	%	Male	Female	Total	%
1.94	0	0	0	0.00	0	0	0	0.00
15.78	0	0	0	0.00	0	0	0	0.00
15.56	0	0	0	0.00	0	0	0	0.00
17.57	0	0	0	0.00	0	0	0	0.00
11.01	0	0	0	0.00	0	0	0	0.00
17.05	0	0	0	0.00	0	0	0	0.00
0.00			0	0.00			0	0.00
0.00			0	0.00			0	0.00
0.00			0	0.00			0	0.00
0.00			0	0.00			0	0.00
0.00			0	0.00			0	0.00
0.00			0	0.00			0	0.00
0.00			0	0.00			0	0.00
0.00			0	0.00			0	0.00
0.00			0	0.00			0	0.00
0.00			0	0.00			0	0.00
0.00			0	0.00			0	0.00
0.00			0	0.00			0	0.00
0.00			0	0.00			0	0.00
0.00			0	0.00			0	0.00
0.00			0	0.00			0	0.00
<b>0.00</b>	<b>0</b>	<b>0</b>	<b>0</b>	<b>0.00</b>	<b>0</b>	<b>0</b>	<b>0</b>	<b>0.00</b>
0.00			0	0.00			0	0.00
0.00			0	0.00			0	0.00
0.00			0	0.00			0	0.00
0.00			0	0.00			0	0.00

\*MMR corrected 4/20/18

First Quarter

	ROTA 1				ROTA 2			
%	Male	Female	Total	%	Male	Female	Total	%
1.94	0	0	0	0.00	0	0	0	0.00
15.78	0	0	0	0.00	0	0	0	0.00
15.56	0	0	0	0.00	0	0	0	0.00
17.57	0	0	0	0.00	0	0	0	0.00
11.01	0	0	0	0.00	0	0	0	0.00
17.05	0	0	0	0.00	0	0	0	0.00
0.00			0	0.00			0	0.00
0.00			0	0.00			0	0.00
0.00	0	0	0	0.00	0	0	0	0.00
0.00			0	0.00			0	0.00
0.00			0	0.00			0	0.00
0.00			0	0.00			0	0.00
0.00			0	0.00			0	0.00
0.00			0	0.00			0	0.00
0.00			0	0.00			0	0.00
0.00			0	0.00			0	0.00
0.00			0	0.00			0	0.00
0.00			0	0.00			0	0.00
0.00			0	0.00			0	0.00
0.00	0	0	0	0.00	0	0	0	0.00
0.00			0	0.00			0	0.00

\*MMR corrected 4/20/18

First Quarter

%	ROTA 1				ROTA 2			
	Male	Female	Total	%	Male	Female	Total	%
1.94	0	0	0	0.00	0	0	0	0.00
15.78	0	0	0	0.00	0	0	0	0.00
15.56	0	0	0	0.00	0	0	0	0.00
17.57	0	0	0	0.00	0	0	0	0.00
11.01	0	0	0	0.00	0	0	0	0.00
17.05	0	0	0	0.00	0	0	0	0.00
0.00			0	0.00			0	0.00
0.00			0	0.00			0	0.00
0.00			0	0.00			0	0.00
0.00			0	0.00			0	0.00
0.00			0	0.00			0	0.00
0.00			0	0.00			0	0.00
0.00			0	0.00			0	0.00
0.00			0	0.00			0	0.00
0.00			0	0.00			0	0.00
0.00			0	0.00			0	0.00
0.00			0	0.00			0	0.00
0.00			0	0.00			0	0.00
0.00			0	0.00			0	0.00
0.00			0	0.00			0	0.00
0.00			0	0.00			0	0.00
0.00			0	0.00			0	0.00
0.00			0	0.00			0	0.00
0.00			0	0.00			0	0.00
0.00			0	0.00			0	0.00
0.00			0	0.00			0	0.00
0.00			0	0.00			0	0.00

\*MMR corrected 4/20/18

First Quarter

	ROTA 1				ROTA 2			
%	Male	Female	Total	%	Male	Female	Total	%
1.94	0	0	0	0.00	0	0	0	0.00
15.78	0	0	0	0.00	0	0	0	0.00
15.56	0	0	0	0.00	0	0	0	0.00
17.57	0	0	0	0.00	0	0	0	0.00
11.01	0	0	0	0.00	0	0	0	0.00
17.05	0	0	0	0.00	0	0	0	0.00
0.00			0	0.00			0	0.00
0.00	0	0	0	0.00	0	0	0	0.00
0.00			0	0.00			0	0.00
0.00			0	0.00			0	0.00
0.00			0	0.00			0	0.00
0.00			0	0.00			0	0.00
0.00			0	0.00			0	0.00
0.00			0	0.00			0	0.00
0.00			0	0.00			0	0.00
0.00			0	0.00			0	0.00
0.00			0	0.00			0	0.00
0.00			0	0.00			0	0.00
0.00			0	0.00			0	0.00
0.00			0	0.00			0	0.00
0.00			0	0.00			0	0.00
0.00			0	0.00			0	0.00
0.00			0	0.00			0	0.00

\*MMR corrected 4/20/18

First Quarter

	ROTA 1				ROTA 2			
%	Male	Female	Total	%	Male	Female	Total	%
<b>1.94</b>	<b>0</b>	<b>0</b>	<b>0</b>	<b>0.00</b>	<b>0</b>	<b>0</b>	<b>0</b>	<b>0.00</b>
<b>15.78</b>	<b>0</b>	<b>0</b>	<b>0</b>	<b>0.00</b>	<b>0</b>	<b>0</b>	<b>0</b>	<b>0.00</b>
15.56	0	0	0	0.00	0	0	0	0.00
17.57	0	0	0	0.00	0	0	0	0.00
11.01	0	0	0	0.00	0	0	0	0.00
17.05	0	0	0	0.00	0	0	0	0.00
0.00			0	0.00			0	0.00
<b>0.00</b>	<b>0</b>	<b>0</b>	<b>0</b>	<b>0.00</b>	<b>0</b>	<b>0</b>	<b>0</b>	<b>0.00</b>
0.00			0	0.00			0	0.00
0.00			0	0.00			0	0.00
0.00			0	0.00			0	0.00
0.00			0	0.00			0	0.00
0.00			0	0.00			0	0.00
0.00			0	0.00			0	0.00
0.00			0	0.00			0	0.00
0.00			0	0.00			0	0.00
0.00			0	0.00			0	0.00
<b>0.00</b>	<b>0</b>	<b>0</b>	<b>0</b>	<b>0.00</b>	<b>0</b>	<b>0</b>	<b>0</b>	<b>0.00</b>
0.00			0	0.00			0	0.00
0.00			0	0.00			0	0.00

\*MMR corrected 4/20/18



First Quarter

	ROTA 1				ROTA 2			
%	Male	Female	Total	%	Male	Female	Total	%
<b>1.94</b>	<b>0</b>	<b>0</b>	<b>0</b>	<b>0.00</b>	<b>0</b>	<b>0</b>	<b>0</b>	<b>0.00</b>
<b>15.78</b>	<b>0</b>	<b>0</b>	<b>0</b>	<b>0.00</b>	<b>0</b>	<b>0</b>	<b>0</b>	<b>0.00</b>
15.56	0	0	0	0.00	0	0	0	0.00
17.57	0	0	0	0.00	0	0	0	0.00
11.01	0	0	0	0.00	0	0	0	0.00
17.05	0	0	0	0.00	0	0	0	0.00
0.00			0	0.00			0	0.00
0.00			0	0.00			0	0.00
0.00			0	0.00			0	0.00
0.00			0	0.00			0	0.00
0.00			0	0.00			0	0.00
<b>0.00</b>	<b>0</b>	<b>0</b>	<b>0</b>	<b>0.00</b>	<b>0</b>	<b>0</b>	<b>0</b>	<b>0.00</b>
0.00			0	0.00			0	0.00
0.00			0	0.00			0	0.00
0.00			0	0.00			0	0.00
0.00			0	0.00			0	0.00
0.00			0	0.00			0	0.00
0.00			0	0.00			0	0.00
0.00			0	0.00			0	0.00
0.00			0	0.00			0	0.00
0.00			0	0.00			0	0.00

\*MMR corrected 4/20/18

First Quarter

	ROTA 1				ROTA 2			
%	Male	Female	Total	%	Male	Female	Total	%
<b>1.94</b>	<b>0</b>	<b>0</b>	<b>0</b>	<b>0.00</b>	<b>0</b>	<b>0</b>	<b>0</b>	<b>0.00</b>
<b>15.78</b>	<b>0</b>	<b>0</b>	<b>0</b>	<b>0.00</b>	<b>0</b>	<b>0</b>	<b>0</b>	<b>0.00</b>
15.56	0	0	0	0.00	0	0	0	0.00
17.57	0	0	0	0.00	0	0	0	0.00
11.01	0	0	0	0.00	0	0	0	0.00
17.05	0	0	0	0.00	0	0	0	0.00
0.00			0	0.00			0	0.00
0.00			0	0.00			0	0.00
0.00			0	0.00			0	0.00
0.00			0	0.00			0	0.00
0.00			0	0.00			0	0.00
<b>0.00</b>	<b>0</b>	<b>0</b>	<b>0</b>	<b>0.00</b>	<b>0</b>	<b>0</b>	<b>0</b>	<b>0.00</b>
0.00			0	0.00			0	0.00
0.00			0	0.00			0	0.00
0.00			0	0.00			0	0.00
0.00			0	0.00			0	0.00
0.00			0	0.00			0	0.00
<b>0.00</b>	<b>0</b>	<b>0</b>	<b>0</b>	<b>0.00</b>	<b>0</b>	<b>0</b>	<b>0</b>	<b>0.00</b>
0.00			0	0.00			0	0.00
0.00			0	0.00			0	0.00

\*MMR corrected 4/20/18

First Quarter

%	ROTA 1				ROTA 2			
	Male	Female	Total	%	Male	Female	Total	%
<b>1.94</b>	<b>0</b>	<b>0</b>	<b>0</b>	<b>0.00</b>	<b>0</b>	<b>0</b>	<b>0</b>	<b>0.00</b>
<b>15.78</b>	<b>0</b>	<b>0</b>	<b>0</b>	<b>0.00</b>	<b>0</b>	<b>0</b>	<b>0</b>	<b>0.00</b>
15.56	0	0	0	0.00	0	0	0	0.00
17.57	0	0	0	0.00	0	0	0	0.00
11.01	0	0	0	0.00	0	0	0	0.00
17.05	0	0	0	0.00	0	0	0	0.00
0.00			0	0.00			0	0.00
0.00			0	0.00			0	0.00
0.00			0	0.00			0	0.00
0.00			0	0.00			0	0.00
<b>0.00</b>	<b>0</b>	<b>0</b>	<b>0</b>	<b>0.00</b>	<b>0</b>	<b>0</b>	<b>0</b>	<b>0.00</b>
0.00			0	0.00			0	0.00
0.00			0	0.00			0	0.00
0.00			0	0.00			0	0.00
0.00			0	0.00			0	0.00
0.00			0	0.00			0	0.00
<b>0.00</b>	<b>0</b>	<b>0</b>	<b>0</b>	<b>0.00</b>	<b>0</b>	<b>0</b>	<b>0</b>	<b>0.00</b>
0.00			0	0.00			0	0.00

\*MMR corrected 4/20/18

First Quarter

%	ROTA 1				ROTA 2			
	Male	Female	Total	%	Male	Female	Total	%
1.94	0	0	0	0.00	0	0	0	0.00
15.78	0	0	0	0.00	0	0	0	0.00
15.56	0	0	0	0.00	0	0	0	0.00
17.57	0	0	0	0.00	0	0	0	0.00
11.01	0	0	0	0.00	0	0	0	0.00
17.05	0	0	0	0.00	0	0	0	0.00
0.00			0	0.00			0	0.00
0.00			0	0.00			0	0.00
0.00			0	0.00			0	0.00
0.00			0	0.00			0	0.00
0.00			0	0.00			0	0.00
0.00			0	0.00			0	0.00
0.00			0	0.00			0	0.00

\*MMR corrected 4/20/18

**Table 2D.5 - CHILD CARE**  
 2017 - Quarterly Report  
 Children given MCV and Rotavirus Vaccines

Area	Elig. Pop. (Total Pop x 2.7%)	MCV1 (AMV)				MCV 2 (MMR)				Male
		Male	Female	Total	%	Male	Female	Total	%	
<b>PHILIPPINES</b>	<b>2,832,883</b>	<b>35,604</b>	<b>34,341</b>	<b>69,945</b>	<b>2.47</b>	<b>29,079</b>	<b>27,983</b>	<b>57,062</b>	<b>2.01</b>	<b>1</b>
<b>N C R</b>	<b>348,812</b>	<b>35,604</b>	<b>34,341</b>	<b>69,945</b>	<b>20.05</b>	<b>29,079</b>	<b>27,983</b>	<b>57,062</b>	<b>16.36</b>	<b>1</b>
Malabon	9,901	949	898	1,847	18.65	740	677	1,417	14.31	0
Navotas	6,757	833	842	1,675	24.79	593	640	1,233	18.25	0
Valenzuela City	16,806	1,637	1,586	3,223	19.18	1,059	973	2,032	12.09	0
Caloocan City	42,906	4,229	4,064	8,293	19.33	2,889	2,771	5,660	13.19	0
Marikina City	12,209	855	814	1,669	13.67	680	679	1,359	11.13	0
Pasig City	20,459	1,872	1,867	3,739	18.28	1,432	1,261	2,693	13.16	0
Pateros	1,729	165	160	325	18.79	136	126	262	15.15	0
Taguig	21,803	1,788	1,771	3,559	16.32	1,327	1,258	2,585	11.86	0
Quezon City	79,532	11,346	11,434	22,780	28.64	10,812	10,922	21,734	27.33	0
Makati City	15,781	990	864	1,854	11.75	980	870	1,850	11.72	1
Mandaluyong City	10,463	1,146	1,062	2,208	21.10	835	773	1,608	15.37	0
San Juan	3,310	274	262	536	16.20	190	168	358	10.82	0
Manila City	48,220	3,701	3,387	7,088	14.70	2,871	2,585	5,456	11.31	0
Las Piñas City	15,952	1,375	1,282	2,657	16.66	1,207	1,090	2,297	14.40	0
Muntinlupa City	13,666	1,347	1,196	2,543	18.61	1,137	1,124	2,261	16.54	0
Parañaque City	18,035	1,827	1,734	3,561	19.74	1,192	1,166	2,358	13.07	0
Pasay City	11,283	1,270	1,118	2,388	21.17	999	900	1,899	16.83	0

Area	Elig. Pop. (Total Pop x 2.7%)	MCV1 (AMV)				MCV 2 (MMR)				Male
		Male	Female	Total	%	Male	Female	Total	%	
<b>PHILIPPINES</b>	<b>2,832,883</b>	<b>35,604</b>	<b>34,341</b>	<b>69,945</b>	<b>2.47</b>	<b>29,079</b>	<b>27,983</b>	<b>57,062</b>	<b>2.01</b>	<b>1</b>
<b>N C R</b>	<b>348,812</b>	<b>35,604</b>	<b>34,341</b>	<b>69,945</b>	<b>20.05</b>	<b>29,079</b>	<b>27,983</b>	<b>57,062</b>	<b>16.36</b>	<b>1</b>
Malabon	9,901	949	898	1,847	18.65	740	677	1,417	14.31	0
Navotas	6,757	833	842	1,675	24.79	593	640	1,233	18.25	0
Valenzuela City	16,806	1,637	1,586	3,223	19.18	1,059	973	2,032	12.09	0
Caloocan City	42,906	4,229	4,064	8,293	19.33	2,889	2,771	5,660	13.19	0
<b>C A R</b>	<b>49,878</b>	<b>0</b>	<b>0</b>	<b>0</b>	<b>0.00</b>	<b>0</b>	<b>0</b>	<b>0</b>	<b>0.00</b>	<b>0</b>
Abra	6,913			0	0.00			0	0.00	
Apayao	3,541			0	0.00			0	0.00	
Benguet	12,545			0	0.00			0	0.00	
Ifugao	6,031			0	0.00			0	0.00	
Kalinga	6,307			0	0.00			0	0.00	
Mt. Province	4,832			0	0.00			0	0.00	
Baguio City	9,710			0	0.00			0	0.00	
<b>Region 1</b>	<b>142,108</b>	<b>0</b>	<b>0</b>	<b>0</b>	<b>0.00</b>	<b>0</b>	<b>0</b>	<b>0</b>	<b>0.00</b>	<b>0</b>
Ilocos Norte	13,081			0	0.00			0	0.00	
Ilocos Sur	15,911			0	0.00			0	0.00	
La Union	18,406			0	0.00			0	0.00	
Pangasinan	68,378			0	0.00			0	0.00	
Alaminos City	2,584			0	0.00			0	0.00	
Candon City	1,677			0	0.00			0	0.00	
Dagupan City	4,933			0	0.00			0	0.00	

Area	Elig. Pop. (Total Pop x 2.7%)	MCV1 (AMV)				MCV 2 (MMR)				Male
		Male	Female	Total	%	Male	Female	Total	%	
<b>PHILIPPINES</b>	<b>2,832,883</b>	<b>35,604</b>	<b>34,341</b>	<b>69,945</b>	<b>2.47</b>	<b>29,079</b>	<b>27,983</b>	<b>57,062</b>	<b>2.01</b>	<b>1</b>
<b>N C R</b>	<b>348,812</b>	<b>35,604</b>	<b>34,341</b>	<b>69,945</b>	<b>20.05</b>	<b>29,079</b>	<b>27,983</b>	<b>57,062</b>	<b>16.36</b>	<b>1</b>
Malabon	9,901	949	898	1,847	18.65	740	677	1,417	14.31	0
Navotas	6,757	833	842	1,675	24.79	593	640	1,233	18.25	0
Valenzuela City	16,806	1,637	1,586	3,223	19.18	1,059	973	2,032	12.09	0
Caloocan City	42,906	4,229	4,064	8,293	19.33	2,889	2,771	5,660	13.19	0
Laoag City	3,016			0	0.00			0	0.00	
San Carlos City	5,431			0	0.00			0	0.00	
San Fernando City	3,372			0	0.00			0	0.00	
Urdaneta City	3,829			0	0.00			0	0.00	
Vigan City	1,490			0	0.00			0	0.00	
<b>Region 2</b>	<b>97,082</b>	<b>0</b>	<b>0</b>	<b>0</b>	<b>0.00</b>	<b>0</b>	<b>0</b>	<b>0</b>	<b>0.00</b>	<b>0</b>
Batanes	512			0	0.00			0	0.00	
Cagayan	29,110			0	0.00			0	0.00	
Isabela	33,229			0	0.00			0	0.00	
Nueva Vizcaya	12,900			0	0.00			0	0.00	
Quirino	5,550			0	0.00			0	0.00	
Cauayan City	3,636			0	0.00			0	0.00	
Ilagan City	4,087			0	0.00			0	0.00	
Santiago City	3,785			0	0.00			0	0.00	
Tuguegarao City	4,273			0	0.00			0	0.00	
<b>Region 3</b>	<b>308,533</b>	<b>0</b>	<b>0</b>	<b>0</b>	<b>0.00</b>	<b>0</b>	<b>0</b>	<b>0</b>	<b>0.00</b>	<b>0</b>

Area	Elig. Pop. (Total Pop x 2.7%)	MCV1 (AMV)				MCV 2 (MMR)				Male
		Male	Female	Total	%	Male	Female	Total	%	
<b>PHILIPPINES</b>	<b>2,832,883</b>	<b>35,604</b>	<b>34,341</b>	<b>69,945</b>	<b>2.47</b>	<b>29,079</b>	<b>27,983</b>	<b>57,062</b>	<b>2.01</b>	<b>1</b>
<b>N C R</b>	<b>348,812</b>	<b>35,604</b>	<b>34,341</b>	<b>69,945</b>	<b>20.05</b>	<b>29,079</b>	<b>27,983</b>	<b>57,062</b>	<b>16.36</b>	<b>1</b>
Malabon	9,901	949	898	1,847	18.65	740	677	1,417	14.31	0
Navotas	6,757	833	842	1,675	24.79	593	640	1,233	18.25	0
Valenzuela City	16,806	1,637	1,586	3,223	19.18	1,059	973	2,032	12.09	0
Caloocan City	42,906	4,229	4,064	8,293	19.33	2,889	2,771	5,660	13.19	0
Aurora	6,415			0	0.00			0	0.00	
Bataan	18,124			0	0.00			0	0.00	
Bulacan	63,017			0	0.00			0	0.00	
Nueva Ecija	39,976			0	0.00			0	0.00	
Pampanga	44,258			0	0.00			0	0.00	
Tarlac	28,411			0	0.00			0	0.00	
Zambales	16,415			0	0.00			0	0.00	
Angeles City	11,104			0	0.00			0	0.00	
Balanga City	2,620			0	0.00			0	0.00	
Cabanatuan City	8,182			0	0.00			0	0.00	
City of San Fernando	8,272			0	0.00			0	0.00	
Gapan City	2,986			0	0.00			0	0.00	
Mabalacat City	6,765			0	0.00			0	0.00	
Malolos City	7,039			0	0.00			0	0.00	
Meycauayan	5,838			0	0.00			0	0.00	
Olongapo	6,474			0	0.00			0	0.00	
Palayan City	1,111			0	0.00			0	0.00	
San Jose City	3,783			0	0.00			0	0.00	
San Jose del Monte City	16,030			0	0.00			0	0.00	
Science City of Munoz	2,206			0	0.00			0	0.00	



Area	Elig. Pop. (Total Pop x 2.7%)	MCV1 (AMV)				MCV 2 (MMR)				Male
		Male	Female	Total	%	Male	Female	Total	%	
<b>PHILIPPINES</b>	<b>2,832,883</b>	<b>35,604</b>	<b>34,341</b>	<b>69,945</b>	<b>2.47</b>	<b>29,079</b>	<b>27,983</b>	<b>57,062</b>	<b>2.01</b>	<b>1</b>
<b>N C R</b>	<b>348,812</b>	<b>35,604</b>	<b>34,341</b>	<b>69,945</b>	<b>20.05</b>	<b>29,079</b>	<b>27,983</b>	<b>57,062</b>	<b>16.36</b>	<b>1</b>
Malabon	9,901	949	898	1,847	18.65	740	677	1,417	14.31	0
Navotas	6,757	833	842	1,675	24.79	593	640	1,233	18.25	0
Valenzuela City	16,806	1,637	1,586	3,223	19.18	1,059	973	2,032	12.09	0
Caloocan City	42,906	4,229	4,064	8,293	19.33	2,889	2,771	5,660	13.19	0
Tarlac City	9,507			0	0.00			0	0.00	
<b>Region 4A</b>	<b>395,803</b>	<b>0</b>	<b>0</b>	<b>0</b>	<b>0.00</b>	<b>0</b>	<b>0</b>	<b>0</b>	<b>0.00</b>	<b>0</b>
Batangas	49,943			0	0.00			0	0.00	
Cavite	37,001			0	0.00			0	0.00	
Laguna	27,361			0	0.00			0	0.00	
Quezon	49,968			0	0.00			0	0.00	
Rizal	58,564			0	0.00			0	0.00	
Antipolo City	21,571			0	0.00			0	0.00	
Bacoor City	16,211			0	0.00			0	0.00	
Batangas City	8,864			0	0.00			0	0.00	
Biñan City	9,175			0	0.00			0	0.00	
Cabuyao City	8,506			0	0.00			0	0.00	
Calamba City	12,521			0	0.00			0	0.00	
Cavite City	2,775			0	0.00			0	0.00	
Dasmariñas City	17,787			0	0.00			0	0.00	
General Trias City	8,483			0	0.00			0	0.00	
Imus City	10,898			0	0.00			0	0.00	
Lipa City	8,931			0	0.00			0	0.00	

Area	Elig. Pop. (Total Pop x 2.7%)	MCV1 (AMV)				MCV 2 (MMR)				Male
		Male	Female	Total	%	Male	Female	Total	%	
<b>PHILIPPINES</b>	<b>2,832,883</b>	<b>35,604</b>	<b>34,341</b>	<b>69,945</b>	<b>2.47</b>	<b>29,079</b>	<b>27,983</b>	<b>57,062</b>	<b>2.01</b>	<b>1</b>
<b>N C R</b>	<b>348,812</b>	<b>35,604</b>	<b>34,341</b>	<b>69,945</b>	<b>20.05</b>	<b>29,079</b>	<b>27,983</b>	<b>57,062</b>	<b>16.36</b>	<b>1</b>
Malabon	9,901	949	898	1,847	18.65	740	677	1,417	14.31	0
Navotas	6,757	833	842	1,675	24.79	593	640	1,233	18.25	0
Valenzuela City	16,806	1,637	1,586	3,223	19.18	1,059	973	2,032	12.09	0
Caloocan City	42,906	4,229	4,064	8,293	19.33	2,889	2,771	5,660	13.19	0
Lucena City	7,573			0	0.00			0	0.00	
San Pablo City	7,330			0	0.00			0	0.00	
San Pedro City	8,976			0	0.00			0	0.00	
Santa Rosa City	9,746			0	0.00			0	0.00	
Tagaytay City	1,921			0	0.00			0	0.00	
Tanauan City	4,658			0	0.00			0	0.00	
Tayabas City	2,838			0	0.00			0	0.00	
Trece Martires City	4,203			0	0.00			0	0.00	
<b>Region 4B</b>	<b>86,845</b>	<b>0</b>	<b>0</b>	<b>0</b>	<b>0.00</b>	<b>0</b>	<b>0</b>	<b>0</b>	<b>0.00</b>	<b>0</b>
Marinduque	7,009			0	0.00			0	0.00	
Mindoro Occidental	14,415			0	0.00			0	0.00	
Mindoro Oriental	24,781			0	0.00			0	0.00	
Palawan	24,471			0	0.00			0	0.00	
Romblon	8,820			0	0.00			0	0.00	
Puerto Princesa City	7,349			0	0.00			0	0.00	
<b>Region 5</b>	<b>169,200</b>	<b>0</b>	<b>0</b>	<b>0</b>	<b>0.00</b>	<b>0</b>	<b>0</b>	<b>0</b>	<b>0.00</b>	<b>0</b>

Area	Elig. Pop. (Total Pop x 2.7%)	MCV1 (AMV)				MCV 2 (MMR)				Male
		Male	Female	Total	%	Male	Female	Total	%	
<b>PHILIPPINES</b>	<b>2,832,883</b>	<b>35,604</b>	<b>34,341</b>	<b>69,945</b>	<b>2.47</b>	<b>29,079</b>	<b>27,983</b>	<b>57,062</b>	<b>2.01</b>	<b>1</b>
<b>N C R</b>	<b>348,812</b>	<b>35,604</b>	<b>34,341</b>	<b>69,945</b>	<b>20.05</b>	<b>29,079</b>	<b>27,983</b>	<b>57,062</b>	<b>16.36</b>	<b>1</b>
Malabon	9,901	949	898	1,847	18.65	740	677	1,417	14.31	0
Navotas	6,757	833	842	1,675	24.79	593	640	1,233	18.25	0
Valenzuela City	16,806	1,637	1,586	3,223	19.18	1,059	973	2,032	12.09	0
Caloocan City	42,906	4,229	4,064	8,293	19.33	2,889	2,771	5,660	13.19	0
Albay	32,250			0	0.00			0	0.00	
Camarines Norte	17,007			0	0.00			0	0.00	
Camarines Sur	48,225			0	0.00			0	0.00	
Catanduanes	7,750			0	0.00			0	0.00	
Masbate	25,866			0	0.00			0	0.00	
Sorsogon	23,407			0	0.00			0	0.00	
Iriga City	3,277			0	0.00			0	0.00	
Legaspi City	5,671			0	0.00			0	0.00	
Naga City	5,747			0	0.00			0	0.00	
<b>Region 6</b>	<b>213,837</b>	<b>0</b>	<b>0</b>	<b>0</b>	<b>0.00</b>	<b>0</b>	<b>0</b>	<b>0</b>	<b>0.00</b>	<b>0</b>
Aklan	16,209			0	0.00			0	0.00	
Antique	17,086			0	0.00			0	0.00	
Capiz	16,542			0	0.00			0	0.00	
Guimaras	4,928			0	0.00			0	0.00	
Iloilo	51,803			0	0.00			0	0.00	
Negros Occidental	30,396			0	0.00			0	0.00	
Bacolod City	16,139			0	0.00			0	0.00	

Area	Elig. Pop. (Total Pop x 2.7%)	MCV1 (AMV)				MCV 2 (MMR)				Male
		Male	Female	Total	%	Male	Female	Total	%	
<b>PHILIPPINES</b>	<b>2,832,883</b>	<b>35,604</b>	<b>34,341</b>	<b>69,945</b>	<b>2.47</b>	<b>29,079</b>	<b>27,983</b>	<b>57,062</b>	<b>2.01</b>	<b>1</b>
<b>N C R</b>	<b>348,812</b>	<b>35,604</b>	<b>34,341</b>	<b>69,945</b>	<b>20.05</b>	<b>29,079</b>	<b>27,983</b>	<b>57,062</b>	<b>16.36</b>	<b>1</b>
Malabon	9,901	949	898	1,847	18.65	740	677	1,417	14.31	0
Navotas	6,757	833	842	1,675	24.79	593	640	1,233	18.25	0
Valenzuela City	16,806	1,637	1,586	3,223	19.18	1,059	973	2,032	12.09	0
Caloocan City	42,906	4,229	4,064	8,293	19.33	2,889	2,771	5,660	13.19	0
Bago City	4,911			0	0.00			0	0.00	
Cadiz City	4,444			0	0.00			0	0.00	
Escalante City	2,702			0	0.00			0	0.00	
Himamaylan City	3,070			0	0.00			0	0.00	
Iloilo City	12,505			0	0.00			0	0.00	
Kabankalan City	5,227			0	0.00			0	0.00	
La Carlota City	1,852			0	0.00			0	0.00	
Passi City	2,248			0	0.00			0	0.00	
Roxas City	4,648			0	0.00			0	0.00	
Sagay City	4,201			0	0.00			0	0.00	
San Carlos City	3,807			0	0.00			0	0.00	
Silay City	3,646			0	0.00			0	0.00	
Sipalay City	2,013			0	0.00			0	0.00	
Talisay City	2,936			0	0.00			0	0.00	
Victorias City	2,526			0	0.00			0	0.00	
<b>Region 7</b>	<b>207,623</b>	<b>0</b>	<b>0</b>	<b>0</b>	<b>0.00</b>	<b>0</b>	<b>0</b>	<b>0</b>	<b>0.00</b>	<b>0</b>
Bohol	35,732			0	0.00			0	0.00	
Cebu	65,901			0	0.00			0	0.00	
Negros Oriental	25,743			0	0.00			0	0.00	

Area	Elig. Pop. (Total Pop x 2.7%)	MCV1 (AMV)				MCV 2 (MMR)				Male
		Male	Female	Total	%	Male	Female	Total	%	
<b>PHILIPPINES</b>	<b>2,832,883</b>	<b>35,604</b>	<b>34,341</b>	<b>69,945</b>	<b>2.47</b>	<b>29,079</b>	<b>27,983</b>	<b>57,062</b>	<b>2.01</b>	<b>1</b>
<b>N C R</b>	<b>348,812</b>	<b>35,604</b>	<b>34,341</b>	<b>69,945</b>	<b>20.05</b>	<b>29,079</b>	<b>27,983</b>	<b>57,062</b>	<b>16.36</b>	<b>1</b>
Malabon	9,901	949	898	1,847	18.65	740	677	1,417	14.31	0
Navotas	6,757	833	842	1,675	24.79	593	640	1,233	18.25	0
Valenzuela City	16,806	1,637	1,586	3,223	19.18	1,059	973	2,032	12.09	0
Caloocan City	42,906	4,229	4,064	8,293	19.33	2,889	2,771	5,660	13.19	0
Siquijor	2,825			0	0.00			0	0.00	
Bais City	2,196			0	0.00			0	0.00	
Bayawan City	3,393			0	0.00			0	0.00	
Canlaon City	1,569			0	0.00			0	0.00	
Cebu City	25,286			0	0.00			0	0.00	
Danao City	3,740			0	0.00			0	0.00	
Dumaguete City	3,781			0	0.00			0	0.00	
Lapu-Lapu City	11,185			0	0.00			0	0.00	
Mandaue City	9,939			0	0.00			0	0.00	
Tagbilaran City	3,106			0	0.00			0	0.00	
Talisay City	6,239			0	0.00			0	0.00	
Tanjay City	2,318			0	0.00			0	0.00	
Toledo City	4,668			0	0.00			0	0.00	
<b>Region 8</b>	<b>127,032</b>	<b>0</b>	<b>0</b>	<b>0</b>	<b>0.00</b>	<b>0</b>	<b>0</b>	<b>0</b>	<b>0.00</b>	<b>0</b>
Biliran	5,180			0	0.00			0	0.00	
Eastern Samar	13,363			0	0.00			0	0.00	
Northern Leyte	42,082			0	0.00			0	0.00	
Northern Samar	18,603			0	0.00			0	0.00	

Area	Elig. Pop. (Total Pop x 2.7%)	MCV1 (AMV)				MCV 2 (MMR)				Male
		Male	Female	Total	%	Male	Female	Total	%	
<b>PHILIPPINES</b>	<b>2,832,883</b>	<b>35,604</b>	<b>34,341</b>	<b>69,945</b>	<b>2.47</b>	<b>29,079</b>	<b>27,983</b>	<b>57,062</b>	<b>2.01</b>	<b>1</b>
<b>N C R</b>	<b>348,812</b>	<b>35,604</b>	<b>34,341</b>	<b>69,945</b>	<b>20.05</b>	<b>29,079</b>	<b>27,983</b>	<b>57,062</b>	<b>16.36</b>	<b>1</b>
Malabon	9,901	949	898	1,847	18.65	740	677	1,417	14.31	0
Navotas	6,757	833	842	1,675	24.79	593	640	1,233	18.25	0
Valenzuela City	16,806	1,637	1,586	3,223	19.18	1,059	973	2,032	12.09	0
Caloocan City	42,906	4,229	4,064	8,293	19.33	2,889	2,771	5,660	13.19	0
Southern Leyte	9,766			0	0.00			0	0.00	
Western Samar	17,436			0	0.00			0	0.00	
Calbayog City	5,373			0	0.00			0	0.00	
Maasin City	2,486			0	0.00			0	0.00	
Ormoc City	5,994			0	0.00			0	0.00	
Tacloban City	6,748			0	0.00			0	0.00	
<b>Region 9</b>	<b>105,196</b>	<b>0</b>	<b>0</b>	<b>0</b>	<b>0.00</b>	<b>0</b>	<b>0</b>	<b>0</b>	<b>0.00</b>	<b>0</b>
Zamboanga del Norte	23,031			0	0.00			0	0.00	
Zamboanga del Sur	23,637			0	0.00			0	0.00	
Zamboanga Sibugay	18,421			0	0.00			0	0.00	
Dapitan City	2,378			0	0.00			0	0.00	
Dipolog City	3,773			0	0.00			0	0.00	
Isabela City	3,059			0	0.00			0	0.00	
Pagadian City	5,797			0	0.00			0	0.00	
Zamboanga City	25,099			0	0.00			0	0.00	
<b>Region 10</b>	<b>131,148</b>	<b>0</b>	<b>0</b>	<b>0</b>	<b>0.00</b>	<b>0</b>	<b>0</b>	<b>0</b>	<b>0.00</b>	<b>0</b>

Area	Elig. Pop. (Total Pop x 2.7%)	MCV1 (AMV)				MCV 2 (MMR)				Male
		Male	Female	Total	%	Male	Female	Total	%	
<b>PHILIPPINES</b>	<b>2,832,883</b>	<b>35,604</b>	<b>34,341</b>	<b>69,945</b>	<b>2.47</b>	<b>29,079</b>	<b>27,983</b>	<b>57,062</b>	<b>2.01</b>	<b>1</b>
<b>N C R</b>	<b>348,812</b>	<b>35,604</b>	<b>34,341</b>	<b>69,945</b>	<b>20.05</b>	<b>29,079</b>	<b>27,983</b>	<b>57,062</b>	<b>16.36</b>	<b>1</b>
Malabon	9,901	949	898	1,847	18.65	740	677	1,417	14.31	0
Navotas	6,757	833	842	1,675	24.79	593	640	1,233	18.25	0
Valenzuela City	16,806	1,637	1,586	3,223	19.18	1,059	973	2,032	12.09	0
Caloocan City	42,906	4,229	4,064	8,293	19.33	2,889	2,771	5,660	13.19	0
Bukidnon	29,003			0	0.00			0	0.00	
Camiguin	2,576			0	0.00			0	0.00	
Lanao del Norte	19,169			0	0.00			0	0.00	
Misamis Occidental	9,349			0	0.00			0	0.00	
Misamis Oriental	19,740			0	0.00			0	0.00	
Cagayan de Oro City	18,697			0	0.00			0	0.00	
El Salvador City	1,389			0	0.00			0	0.00	
Gingoog City	3,448			0	0.00			0	0.00	
Iligan City	9,710			0	0.00			0	0.00	
Malaybalay City	4,835			0	0.00			0	0.00	
Oroquieta City	2,026			0	0.00			0	0.00	
Ozamis City	4,061			0	0.00			0	0.00	
Tangub City	1,804			0	0.00			0	0.00	
Valencia City	5,343			0	0.00			0	0.00	
<b>Region 11</b>	<b>139,135</b>	<b>0</b>	<b>0</b>	<b>0</b>	<b>0.00</b>	<b>0</b>	<b>0</b>	<b>0</b>	<b>0.00</b>	<b>0</b>
Compostela Valley	21,386			0	0.00			0	0.00	
Davao del Norte	29,194			0	0.00			0	0.00	

Area	Elig. Pop. (Total Pop x 2.7%)	MCV1 (AMV)				MCV 2 (MMR)				Male
		Male	Female	Total	%	Male	Female	Total	%	
<b>PHILIPPINES</b>	<b>2,832,883</b>	<b>35,604</b>	<b>34,341</b>	<b>69,945</b>	<b>2.47</b>	<b>29,079</b>	<b>27,983</b>	<b>57,062</b>	<b>2.01</b>	<b>1</b>
<b>N C R</b>	<b>348,812</b>	<b>35,604</b>	<b>34,341</b>	<b>69,945</b>	<b>20.05</b>	<b>29,079</b>	<b>27,983</b>	<b>57,062</b>	<b>16.36</b>	<b>1</b>
Malabon	9,901	949	898	1,847	18.65	740	677	1,417	14.31	0
Navotas	6,757	833	842	1,675	24.79	593	640	1,233	18.25	0
Valenzuela City	16,806	1,637	1,586	3,223	19.18	1,059	973	2,032	12.09	0
Caloocan City	42,906	4,229	4,064	8,293	19.33	2,889	2,771	5,660	13.19	0
Davao del Sur	17,739			0	0.00			0	0.00	
Davao Oriental	8,871			0	0.00			0	0.00	
Davao Occidental	16,151			0	0.00			0	0.00	
Davao City	45,794			0	0.00			0	0.00	
<b>Region 12</b>	<b>129,066</b>	<b>0</b>	<b>0</b>	<b>0</b>	<b>0.00</b>	<b>0</b>	<b>0</b>	<b>0</b>	<b>0.00</b>	<b>0</b>
North Cotabato	38,710			0	0.00			0	0.00	
Sarangani	15,624			0	0.00			0	0.00	
South Cotabato	25,845			0	0.00			0	0.00	
Sultan Kudarat	23,457			0	0.00			0	0.00	
Cotabato City	8,645			0	0.00			0	0.00	
Gen. Santos City	16,785			0	0.00			0	0.00	
<b>A.R.M.M.</b>	<b>105,215</b>	<b>0</b>	<b>0</b>	<b>0</b>	<b>0.00</b>	<b>0</b>	<b>0</b>	<b>0</b>	<b>0.00</b>	<b>0</b>
Basilan	7,530			0	0.00			0	0.00	
Lanao del Sur	24,507			0	0.00			0	0.00	
Maguindanao	30,325			0	0.00			0	0.00	



Area	Elig. Pop. (Total Pop x 2.7%)	MCV1 (AMV)				MCV 2 (MMR)				Male
		Male	Female	Total	%	Male	Female	Total	%	
<b>PHILIPPINES</b>	<b>2,832,883</b>	<b>35,604</b>	<b>34,341</b>	<b>69,945</b>	<b>2.47</b>	<b>29,079</b>	<b>27,983</b>	<b>57,062</b>	<b>2.01</b>	<b>1</b>
<b>N C R</b>	<b>348,812</b>	<b>35,604</b>	<b>34,341</b>	<b>69,945</b>	<b>20.05</b>	<b>29,079</b>	<b>27,983</b>	<b>57,062</b>	<b>16.36</b>	<b>1</b>
Malabon	9,901	949	898	1,847	18.65	740	677	1,417	14.31	0
Navotas	6,757	833	842	1,675	24.79	593	640	1,233	18.25	0
Valenzuela City	16,806	1,637	1,586	3,223	19.18	1,059	973	2,032	12.09	0
Caloocan City	42,906	4,229	4,064	8,293	19.33	2,889	2,771	5,660	13.19	0
Sulu	23,100			0	0.00			0	0.00	
Tawi-Tawi	11,821			0	0.00			0	0.00	
Lamitan City	2,072			0	0.00			0	0.00	
Marawi City	5,862			0	0.00			0	0.00	
<b>CARAGA</b>	<b>76,372</b>	<b>0</b>	<b>0</b>	<b>0</b>	<b>0.00</b>	<b>0</b>	<b>0</b>	<b>0</b>	<b>0.00</b>	<b>0</b>
Agusan del Norte	10,339			0	0.00			0	0.00	
Agusan del Sur	21,166			0	0.00			0	0.00	
Surigao del Norte	9,321			0	0.00			0	0.00	
Surigao del Sur	14,612			0	0.00			0	0.00	
Province of Dinagat	3,987			0	0.00			0	0.00	
Bislig City	2,775			0	0.00			0	0.00	
Butuan City	9,831			0	0.00			0	0.00	
Surigao City	4,341			0	0.00			0	0.00	

Legend:

0 = No Case

\* = No Report

Second Quarter

ROTA 1				ROTA 2			
Male	Female	Total	%	Male	Female	Total	%
1	1	2	0.00	0	1	1	0.00
1	1	2	0.00	0	1	1	0.00
0	0	0	0.00	0	0	0	0.00
0	0	0	0.00	0	0	0	0.00
0	0	0	0.00	0	0	0	0.00
0	0	0	0.00	0	0	0	0.00
0	0	0	0.00	0	0	0	0.00
0	0	0	0.00	0	0	0	0.00
0	0	0	0.00	0	0	0	0.00
0	0	0	0.00	0	0	0	0.00
1	1	2	0.01	0	1	1	0.01
0	0	0	0.00	0	0	0	0.00
0	0	0	0.00	0	0	0	0.00
0	0	0	0.00	0	0	0	0.00
0	0	0	0.00	0	0	0	0.00
0	0	0	0.00	0	0	0	0.00
0	0	0	0.00	0	0	0	0.00
0	0	0	0.00	0	0	0	0.00

\*MMR corrected 4/20/18

Second Quarter

ROTA 1				ROTA 2			
Male	Female	Total	%	Male	Female	Total	%
1	1	2	0.00	0	1	1	0.00
1	1	2	0.00	0	1	1	0.00
0	0	0	0.00	0	0	0	0.00
0	0	0	0.00	0	0	0	0.00
0	0	0	0.00	0	0	0	0.00
0	0	0	0.00	0	0	0	0.00
0	0	0	0.00	0	0	0	0.00
		0	0.00			0	0.00
		0	0.00			0	0.00
		0	0.00			0	0.00
		0	0.00			0	0.00
		0	0.00			0	0.00
		0	0.00			0	0.00
		0	0.00			0	0.00
		0	0.00			0	0.00
		0	0.00			0	0.00
		0	0.00			0	0.00
		0	0.00			0	0.00
0	0	0	0.00	0	0	0	0.00
		0	0.00			0	0.00
		0	0.00			0	0.00
		0	0.00			0	0.00
		0	0.00			0	0.00
		0	0.00			0	0.00
		0	0.00			0	0.00
		0	0.00			0	0.00

\*MMR corrected 4/20/18

Second Quarter

ROTA 1				ROTA 2			
Male	Female	Total	%	Male	Female	Total	%
1	1	2	0.00	0	1	1	0.00
1	1	2	0.00	0	1	1	0.00
0	0	0	0.00	0	0	0	0.00
0	0	0	0.00	0	0	0	0.00
0	0	0	0.00	0	0	0	0.00
0	0	0	0.00	0	0	0	0.00
		0	0.00			0	0.00
		0	0.00			0	0.00
		0	0.00			0	0.00
		0	0.00			0	0.00
		0	0.00			0	0.00
		0	0.00			0	0.00
		0	0.00			0	0.00
		0	0.00			0	0.00
		0	0.00			0	0.00
		0	0.00			0	0.00
		0	0.00			0	0.00
		0	0.00			0	0.00
		0	0.00			0	0.00
0	0	0	0.00	0	0	0	0.00
		0	0.00			0	0.00
		0	0.00			0	0.00
		0	0.00			0	0.00
		0	0.00			0	0.00
		0	0.00			0	0.00
0	0	0	0.00	0	0	0	0.00

\*MMR corrected 4/20/18

Second Quarter

ROTA 1				ROTA 2			
Male	Female	Total	%	Male	Female	Total	%
1	1	2	0.00	0	1	1	0.00
1	1	2	0.00	0	1	1	0.00
0	0	0	0.00	0	0	0	0.00
0	0	0	0.00	0	0	0	0.00
0	0	0	0.00	0	0	0	0.00
0	0	0	0.00	0	0	0	0.00
		0	0.00			0	0.00
		0	0.00			0	0.00
		0	0.00			0	0.00
		0	0.00			0	0.00
		0	0.00			0	0.00
		0	0.00			0	0.00
		0	0.00			0	0.00
		0	0.00			0	0.00
		0	0.00			0	0.00
		0	0.00			0	0.00
		0	0.00			0	0.00
		0	0.00			0	0.00
		0	0.00			0	0.00
		0	0.00			0	0.00
		0	0.00			0	0.00
		0	0.00			0	0.00
		0	0.00			0	0.00
		0	0.00			0	0.00
		0	0.00			0	0.00
		0	0.00			0	0.00
		0	0.00			0	0.00
		0	0.00			0	0.00
		0	0.00			0	0.00
		0	0.00			0	0.00
		0	0.00			0	0.00
		0	0.00			0	0.00
		0	0.00			0	0.00

\*MMR corrected 4/20/18

Second Quarter

ROTA 1				ROTA 2			
Male	Female	Total	%	Male	Female	Total	%
1	1	2	0.00	0	1	1	0.00
1	1	2	0.00	0	1	1	0.00
0	0	0	0.00	0	0	0	0.00
0	0	0	0.00	0	0	0	0.00
0	0	0	0.00	0	0	0	0.00
0	0	0	0.00	0	0	0	0.00
0	0	0	0.00	0	0	0	0.00
0	0	0	0.00	0	0	0	0.00
0	0	0	0.00	0	0	0	0.00
0	0	0	0.00	0	0	0	0.00
0	0	0	0.00	0	0	0	0.00
0	0	0	0.00	0	0	0	0.00
0	0	0	0.00	0	0	0	0.00
0	0	0	0.00	0	0	0	0.00
0	0	0	0.00	0	0	0	0.00
0	0	0	0.00	0	0	0	0.00
0	0	0	0.00	0	0	0	0.00
0	0	0	0.00	0	0	0	0.00
0	0	0	0.00	0	0	0	0.00
0	0	0	0.00	0	0	0	0.00
0	0	0	0.00	0	0	0	0.00
0	0	0	0.00	0	0	0	0.00
0	0	0	0.00	0	0	0	0.00
0	0	0	0.00	0	0	0	0.00
0	0	0	0.00	0	0	0	0.00

\*MMR corrected 4/20/18

Second Quarter

ROTA 1				ROTA 2			
Male	Female	Total	%	Male	Female	Total	%
1	1	2	0.00	0	1	1	0.00
1	1	2	0.00	0	1	1	0.00
0	0	0	0.00	0	0	0	0.00
0	0	0	0.00	0	0	0	0.00
0	0	0	0.00	0	0	0	0.00
0	0	0	0.00	0	0	0	0.00
		0	0.00			0	0.00
		0	0.00			0	0.00
		0	0.00			0	0.00
		0	0.00			0	0.00
		0	0.00			0	0.00
		0	0.00			0	0.00
		0	0.00			0	0.00
		0	0.00			0	0.00
		0	0.00			0	0.00
0	0	0	0.00	0	0	0	0.00
		0	0.00			0	0.00
		0	0.00			0	0.00
		0	0.00			0	0.00
		0	0.00			0	0.00
		0	0.00			0	0.00
		0	0.00			0	0.00
0	0	0	0.00	0	0	0	0.00

\*MMR corrected 4/20/18

Second Quarter

ROTA 1				ROTA 2			
Male	Female	Total	%	Male	Female	Total	%
1	1	2	0.00	0	1	1	0.00
1	1	2	0.00	0	1	1	0.00
0	0	0	0.00	0	0	0	0.00
0	0	0	0.00	0	0	0	0.00
0	0	0	0.00	0	0	0	0.00
0	0	0	0.00	0	0	0	0.00
		0	0.00			0	0.00
		0	0.00			0	0.00
		0	0.00			0	0.00
		0	0.00			0	0.00
		0	0.00			0	0.00
		0	0.00			0	0.00
		0	0.00			0	0.00
		0	0.00			0	0.00
		0	0.00			0	0.00
0	0	0	0.00	0	0	0	0.00
		0	0.00			0	0.00
		0	0.00			0	0.00
		0	0.00			0	0.00
		0	0.00			0	0.00
		0	0.00			0	0.00
		0	0.00			0	0.00
		0	0.00			0	0.00
		0	0.00			0	0.00
		0	0.00			0	0.00

\*MMR corrected 4/20/18





Second Quarter

ROTA 1				ROTA 2			
Male	Female	Total	%	Male	Female	Total	%
1	1	2	0.00	0	1	1	0.00
1	1	2	0.00	0	1	1	0.00
0	0	0	0.00	0	0	0	0.00
0	0	0	0.00	0	0	0	0.00
0	0	0	0.00	0	0	0	0.00
0	0	0	0.00	0	0	0	0.00
		0	0.00			0	0.00
		0	0.00			0	0.00
		0	0.00			0	0.00
		0	0.00			0	0.00
		0	0.00			0	0.00
		0	0.00			0	0.00
		0	0.00			0	0.00
		0	0.00			0	0.00
		0	0.00			0	0.00
		0	0.00			0	0.00
		0	0.00			0	0.00
		0	0.00			0	0.00
0	0	0	0.00	0	0	0	0.00
		0	0.00			0	0.00
		0	0.00			0	0.00
		0	0.00			0	0.00
		0	0.00			0	0.00

\*MMR corrected 4/20/18

Second Quarter

ROTA 1				ROTA 2			
Male	Female	Total	%	Male	Female	Total	%
1	1	2	0.00	0	1	1	0.00
1	1	2	0.00	0	1	1	0.00
0	0	0	0.00	0	0	0	0.00
0	0	0	0.00	0	0	0	0.00
0	0	0	0.00	0	0	0	0.00
0	0	0	0.00	0	0	0	0.00
		0	0.00			0	0.00
		0	0.00			0	0.00
		0	0.00			0	0.00
		0	0.00			0	0.00
		0	0.00			0	0.00
		0	0.00			0	0.00
		0	0.00			0	0.00
		0	0.00			0	0.00
0	0	0	0.00	0	0	0	0.00
		0	0.00			0	0.00
		0	0.00			0	0.00
		0	0.00			0	0.00
		0	0.00			0	0.00
		0	0.00			0	0.00
0	0	0	0.00	0	0	0	0.00

\*MMR corrected 4/20/18

Second Quarter

ROTA 1				ROTA 2			
Male	Female	Total	%	Male	Female	Total	%
1	1	2	0.00	0	1	1	0.00
1	1	2	0.00	0	1	1	0.00
0	0	0	0.00	0	0	0	0.00
0	0	0	0.00	0	0	0	0.00
0	0	0	0.00	0	0	0	0.00
0	0	0	0.00	0	0	0	0.00
		0	0.00			0	0.00
		0	0.00			0	0.00
		0	0.00			0	0.00
		0	0.00			0	0.00
		0	0.00			0	0.00
		0	0.00			0	0.00
		0	0.00			0	0.00
		0	0.00			0	0.00
		0	0.00			0	0.00
		0	0.00			0	0.00
		0	0.00			0	0.00
		0	0.00			0	0.00
		0	0.00			0	0.00
0	0	0	0.00	0	0	0	0.00
		0	0.00			0	0.00
		0	0.00			0	0.00

\*MMR corrected 4/20/18

Second Quarter

ROTA 1				ROTA 2			
Male	Female	Total	%	Male	Female	Total	%
1	1	2	0.00	0	1	1	0.00
1	1	2	0.00	0	1	1	0.00
0	0	0	0.00	0	0	0	0.00
0	0	0	0.00	0	0	0	0.00
0	0	0	0.00	0	0	0	0.00
0	0	0	0.00	0	0	0	0.00
		0	0.00			0	0.00
		0	0.00			0	0.00
		0	0.00			0	0.00
		0	0.00			0	0.00
0	0	0	0.00	0	0	0	0.00
		0	0.00			0	0.00
		0	0.00			0	0.00
0	0	0	0.00	0	0	0	0.00
		0	0.00			0	0.00
		0	0.00			0	0.00

\*MMR corrected 4/20/18

Second Quarter

ROTA 1				ROTA 2			
Male	Female	Total	%	Male	Female	Total	%
1	1	2	0.00	0	1	1	0.00
1	1	2	0.00	0	1	1	0.00
0	0	0	0.00	0	0	0	0.00
0	0	0	0.00	0	0	0	0.00
0	0	0	0.00	0	0	0	0.00
0	0	0	0.00	0	0	0	0.00
		0	0.00			0	0.00
		0	0.00			0	0.00
		0	0.00			0	0.00
		0	0.00			0	0.00
		0	0.00			0	0.00
		0	0.00			0	0.00
0	0	0	0.00	0	0	0	0.00
		0	0.00			0	0.00
		0	0.00			0	0.00
		0	0.00			0	0.00

\*MMR corrected 4/20/18

**Table 2D.5 - CHILD CARE**  
 2017 - Quarterly Report  
 Children given MCV and Rotavirus Vaccines

Area	Elig. Pop. (Total Pop x 2.7%)	MCV1 (AMV)				MCV 2 (MMR)				Male
		Male	Female	Total	%	Male	Female	Total	%	
<b>PHILIPPINES</b>	<b>2,832,883</b>	<b>36,164</b>	<b>33,968</b>	<b>70,132</b>	<b>2.48</b>	<b>29,842</b>	<b>28,932</b>	<b>58,774</b>	<b>2.07</b>	<b>64</b>
<b>N C R</b>	<b>348,812</b>	<b>36,164</b>	<b>33,968</b>	<b>70,132</b>	<b>20.11</b>	<b>29,842</b>	<b>28,932</b>	<b>58,774</b>	<b>16.85</b>	<b>64</b>
Malabon	9,901	921	825	1,746	17.63	728	711	1,439	14.53	0
Navotas	6,757	843	781	1,624	24.03	711	693	1,404	20.78	0
Valenzuela City	16,806	1,671	1,601	3,272	19.47	1,323	1,174	2,497	14.86	0
Caloocan City	42,906	4,019	3,854	7,873	18.35	2,944	2,853	5,797	13.51	0
Marikina City	12,209	940	844	1,784	14.61	726	678	1,404	11.50	0
Pasig City	20,459	2,370	2,304	4,674	22.85	1,858	1,835	3,693	18.05	0
Pateros	1,729	142	137	279	16.13	135	155	290	16.77	0
Taguig	21,803	2,076	1,958	4,034	18.50	1,689	1,536	3,225	14.79	0
Quezon City	79,532	11,160	10,794	21,954	27.60	10,310	10,591	20,901	26.28	0
Makati City	15,781	1,125	1,016	2,141	13.57	1,034	963	1,997	12.65	0
Mandaluyong City	10,463	1,350	990	2,340	22.36	993	929	1,922	18.37	0
San Juan	3,310	498	451	949	28.67	211	204	415	12.54	0
Manila City	48,220	3,538	3,244	6,782	14.06	2,768	2,564	5,332	11.06	51
Las Piñas City	15,952	1,346	1,264	2,610	16.36	1,122	969	2,091	13.11	0
Muntinlupa City	13,666	1,193	1,083	2,276	16.65	1,035	959	1,994	14.59	0
Parañaque City	18,035	2,010	1,910	3,920	21.73	1,467	1,368	2,835	15.72	0
Pasay City	11,283	962	912	1,874	16.61	788	750	1,538	13.63	13

Area	Elig. Pop. (Total Pop x 2.7%)	MCV1 (AMV)				MCV 2 (MMR)				Male
		Male	Female	Total	%	Male	Female	Total	%	
<b>PHILIPPINES</b>	<b>2,832,883</b>	<b>36,164</b>	<b>33,968</b>	<b>70,132</b>	<b>2.48</b>	<b>29,842</b>	<b>28,932</b>	<b>58,774</b>	<b>2.07</b>	<b>64</b>
<b>N C R</b>	<b>348,812</b>	<b>36,164</b>	<b>33,968</b>	<b>70,132</b>	<b>20.11</b>	<b>29,842</b>	<b>28,932</b>	<b>58,774</b>	<b>16.85</b>	<b>64</b>
Malabon	9,901	921	825	1,746	17.63	728	711	1,439	14.53	0
Navotas	6,757	843	781	1,624	24.03	711	693	1,404	20.78	0
Valenzuela City	16,806	1,671	1,601	3,272	19.47	1,323	1,174	2,497	14.86	0
Caloocan City	42,906	4,019	3,854	7,873	18.35	2,944	2,853	5,797	13.51	0
<b>C A R</b>	<b>49,878</b>	<b>0</b>	<b>0</b>	<b>0</b>	<b>0.00</b>	<b>0</b>	<b>0</b>	<b>0</b>	<b>0.00</b>	<b>0</b>
Abra	6,913			0	0.00			0	0.00	
Apayao	3,541			0	0.00			0	0.00	
Benguet	12,545			0	0.00			0	0.00	
Ifugao	6,031			0	0.00			0	0.00	
Kalinga	6,307			0	0.00			0	0.00	
Mt. Province	4,832			0	0.00			0	0.00	
Baguio City	9,710			0	0.00			0	0.00	
<b>Region 1</b>	<b>142,108</b>	<b>0</b>	<b>0</b>	<b>0</b>	<b>0.00</b>	<b>0</b>	<b>0</b>	<b>0</b>	<b>0.00</b>	<b>0</b>
Ilocos Norte	13,081			0	0.00			0	0.00	
Ilocos Sur	15,911			0	0.00			0	0.00	
La Union	18,406			0	0.00			0	0.00	
Pangasinan	68,378			0	0.00			0	0.00	
Alaminos City	2,584			0	0.00			0	0.00	
Candon City	1,677			0	0.00			0	0.00	
Dagupan City	4,933			0	0.00			0	0.00	



Area	Elig. Pop. (Total Pop x 2.7%)	MCV1 (AMV)				MCV2 (MMR)				Male
		Male	Female	Total	%	Male	Female	Total	%	
<b>PHILIPPINES</b>	<b>2,832,883</b>	<b>36,164</b>	<b>33,968</b>	<b>70,132</b>	<b>2.48</b>	<b>29,842</b>	<b>28,932</b>	<b>58,774</b>	<b>2.07</b>	<b>64</b>
<b>N C R</b>	<b>348,812</b>	<b>36,164</b>	<b>33,968</b>	<b>70,132</b>	<b>20.11</b>	<b>29,842</b>	<b>28,932</b>	<b>58,774</b>	<b>16.85</b>	<b>64</b>
Malabon	9,901	921	825	1,746	17.63	728	711	1,439	14.53	0
Navotas	6,757	843	781	1,624	24.03	711	693	1,404	20.78	0
Valenzuela City	16,806	1,671	1,601	3,272	19.47	1,323	1,174	2,497	14.86	0
Caloocan City	42,906	4,019	3,854	7,873	18.35	2,944	2,853	5,797	13.51	0
Laoag City	3,016			0	0.00			0	0.00	
San Carlos City	5,431			0	0.00			0	0.00	
San Fernando City	3,372			0	0.00			0	0.00	
Urdaneta City	3,829			0	0.00			0	0.00	
Vigan City	1,490			0	0.00			0	0.00	
<b>Region 2</b>	<b>97,082</b>	<b>0</b>	<b>0</b>	<b>0</b>	<b>0.00</b>	<b>0</b>	<b>0</b>	<b>0</b>	<b>0.00</b>	<b>0</b>
Batanes	512			0	0.00			0	0.00	
Cagayan	29,110			0	0.00			0	0.00	
Isabela	33,229			0	0.00			0	0.00	
Nueva Vizcaya	12,900			0	0.00			0	0.00	
Quirino	5,550			0	0.00			0	0.00	
Cauayan City	3,636			0	0.00			0	0.00	
Ilagan City	4,087			0	0.00			0	0.00	
Santiago City	3,785			0	0.00			0	0.00	
Tuguegarao City	4,273			0	0.00			0	0.00	
<b>Region 3</b>	<b>308,533</b>	<b>0</b>	<b>0</b>	<b>0</b>	<b>0.00</b>	<b>0</b>	<b>0</b>	<b>0</b>	<b>0.00</b>	<b>0</b>

Area	Elig. Pop. (Total Pop x 2.7%)	MCV1 (AMV)				MCV 2 (MMR)				Male
		Male	Female	Total	%	Male	Female	Total	%	
<b>PHILIPPINES</b>	<b>2,832,883</b>	<b>36,164</b>	<b>33,968</b>	<b>70,132</b>	<b>2.48</b>	<b>29,842</b>	<b>28,932</b>	<b>58,774</b>	<b>2.07</b>	<b>64</b>
<b>N C R</b>	<b>348,812</b>	<b>36,164</b>	<b>33,968</b>	<b>70,132</b>	<b>20.11</b>	<b>29,842</b>	<b>28,932</b>	<b>58,774</b>	<b>16.85</b>	<b>64</b>
Malabon	9,901	921	825	1,746	17.63	728	711	1,439	14.53	0
Navotas	6,757	843	781	1,624	24.03	711	693	1,404	20.78	0
Valenzuela City	16,806	1,671	1,601	3,272	19.47	1,323	1,174	2,497	14.86	0
Caloocan City	42,906	4,019	3,854	7,873	18.35	2,944	2,853	5,797	13.51	0
Aurora	6,415			0	0.00			0	0.00	
Bataan	18,124			0	0.00			0	0.00	
Bulacan	63,017			0	0.00			0	0.00	
Nueva Ecija	39,976			0	0.00			0	0.00	
Pampanga	44,258			0	0.00			0	0.00	
Tarlac	28,411			0	0.00			0	0.00	
Zambales	16,415			0	0.00			0	0.00	
Angeles City	11,104			0	0.00			0	0.00	
Balanga City	2,620			0	0.00			0	0.00	
Cabanatuan City	8,182			0	0.00			0	0.00	
City of San Fernando	8,272			0	0.00			0	0.00	
Gapan City	2,986			0	0.00			0	0.00	
Mabalacat City	6,765			0	0.00			0	0.00	
Malolos City	7,039			0	0.00			0	0.00	
Meycauayan	5,838			0	0.00			0	0.00	
Olongapo	6,474			0	0.00			0	0.00	
Palayan City	1,111			0	0.00			0	0.00	
San Jose City	3,783			0	0.00			0	0.00	
San Jose del Monte City	16,030			0	0.00			0	0.00	
Science City of Munoz	2,206			0	0.00			0	0.00	

Area	Elig. Pop. (Total Pop x 2.7%)	MCV1 (AMV)				MCV 2 (MMR)				Male
		Male	Female	Total	%	Male	Female	Total	%	
<b>PHILIPPINES</b>	<b>2,832,883</b>	<b>36,164</b>	<b>33,968</b>	<b>70,132</b>	<b>2.48</b>	<b>29,842</b>	<b>28,932</b>	<b>58,774</b>	<b>2.07</b>	<b>64</b>
<b>N C R</b>	<b>348,812</b>	<b>36,164</b>	<b>33,968</b>	<b>70,132</b>	<b>20.11</b>	<b>29,842</b>	<b>28,932</b>	<b>58,774</b>	<b>16.85</b>	<b>64</b>
Malabon	9,901	921	825	1,746	17.63	728	711	1,439	14.53	0
Navotas	6,757	843	781	1,624	24.03	711	693	1,404	20.78	0
Valenzuela City	16,806	1,671	1,601	3,272	19.47	1,323	1,174	2,497	14.86	0
Caloocan City	42,906	4,019	3,854	7,873	18.35	2,944	2,853	5,797	13.51	0
Tarlac City	9,507			0	0.00			0	0.00	
<b>Region 4A</b>	<b>395,803</b>	<b>0</b>	<b>0</b>	<b>0</b>	<b>0.00</b>	<b>0</b>	<b>0</b>	<b>0</b>	<b>0.00</b>	<b>0</b>
Batangas	49,943			0	0.00			0	0.00	
Cavite	37,001			0	0.00			0	0.00	
Laguna	27,361			0	0.00			0	0.00	
Quezon	49,968			0	0.00			0	0.00	
Rizal	58,564			0	0.00			0	0.00	
Antipolo City	21,571			0	0.00			0	0.00	
Bacoor City	16,211			0	0.00			0	0.00	
Batangas City	8,864			0	0.00			0	0.00	
Biñan City	9,175			0	0.00			0	0.00	
Cabuyao City	8,506			0	0.00			0	0.00	
Calamba City	12,521			0	0.00			0	0.00	
Cavite City	2,775			0	0.00			0	0.00	
Dasmariñas City	17,787			0	0.00			0	0.00	
General Trias City	8,483			0	0.00			0	0.00	
Imus City	10,898			0	0.00			0	0.00	
Lipa City	8,931			0	0.00			0	0.00	

Area	Elig. Pop. (Total Pop x 2.7%)	MCV1 (AMV)				MCV 2 (MMR)				Male
		Male	Female	Total	%	Male	Female	Total	%	
<b>PHILIPPINES</b>	<b>2,832,883</b>	<b>36,164</b>	<b>33,968</b>	<b>70,132</b>	<b>2.48</b>	<b>29,842</b>	<b>28,932</b>	<b>58,774</b>	<b>2.07</b>	<b>64</b>
<b>N C R</b>	<b>348,812</b>	<b>36,164</b>	<b>33,968</b>	<b>70,132</b>	<b>20.11</b>	<b>29,842</b>	<b>28,932</b>	<b>58,774</b>	<b>16.85</b>	<b>64</b>
Malabon	9,901	921	825	1,746	17.63	728	711	1,439	14.53	0
Navotas	6,757	843	781	1,624	24.03	711	693	1,404	20.78	0
Valenzuela City	16,806	1,671	1,601	3,272	19.47	1,323	1,174	2,497	14.86	0
Caloocan City	42,906	4,019	3,854	7,873	18.35	2,944	2,853	5,797	13.51	0
Lucena City	7,573			0	0.00			0	0.00	
San Pablo City	7,330			0	0.00			0	0.00	
San Pedro City	8,976			0	0.00			0	0.00	
Santa Rosa City	9,746			0	0.00			0	0.00	
Tagaytay City	1,921			0	0.00			0	0.00	
Tanauan City	4,658			0	0.00			0	0.00	
Tayabas City	2,838			0	0.00			0	0.00	
Trece Martires City	4,203			0	0.00			0	0.00	
<b>Region 4B</b>	<b>86,845</b>	<b>0</b>	<b>0</b>	<b>0</b>	<b>0.00</b>	<b>0</b>	<b>0</b>	<b>0</b>	<b>0.00</b>	<b>0</b>
Marinduque	7,009			0	0.00			0	0.00	
Mindoro Occidental	14,415			0	0.00			0	0.00	
Mindoro Oriental	24,781			0	0.00			0	0.00	
Palawan	24,471			0	0.00			0	0.00	
Romblon	8,820			0	0.00			0	0.00	
Puerto Princesa City	7,349			0	0.00			0	0.00	
<b>Region 5</b>	<b>169,200</b>	<b>0</b>	<b>0</b>	<b>0</b>	<b>0.00</b>	<b>0</b>	<b>0</b>	<b>0</b>	<b>0.00</b>	<b>0</b>

Area	Elig. Pop. (Total Pop x 2.7%)	MCV1 (AMV)				MCV 2 (MMR)				Male
		Male	Female	Total	%	Male	Female	Total	%	
<b>PHILIPPINES</b>	<b>2,832,883</b>	<b>36,164</b>	<b>33,968</b>	<b>70,132</b>	<b>2.48</b>	<b>29,842</b>	<b>28,932</b>	<b>58,774</b>	<b>2.07</b>	<b>64</b>
<b>N C R</b>	<b>348,812</b>	<b>36,164</b>	<b>33,968</b>	<b>70,132</b>	<b>20.11</b>	<b>29,842</b>	<b>28,932</b>	<b>58,774</b>	<b>16.85</b>	<b>64</b>
Malabon	9,901	921	825	1,746	17.63	728	711	1,439	14.53	0
Navotas	6,757	843	781	1,624	24.03	711	693	1,404	20.78	0
Valenzuela City	16,806	1,671	1,601	3,272	19.47	1,323	1,174	2,497	14.86	0
Caloocan City	42,906	4,019	3,854	7,873	18.35	2,944	2,853	5,797	13.51	0
Albay	32,250			0	0.00			0	0.00	
Camarines Norte	17,007			0	0.00			0	0.00	
Camarines Sur	48,225			0	0.00			0	0.00	
Catanduanes	7,750			0	0.00			0	0.00	
Masbate	25,866			0	0.00			0	0.00	
Sorsogon	23,407			0	0.00			0	0.00	
Iriga City	3,277			0	0.00			0	0.00	
Legaspi City	5,671			0	0.00			0	0.00	
Naga City	5,747			0	0.00			0	0.00	
<b>Region 6</b>	<b>213,837</b>	<b>0</b>	<b>0</b>	<b>0</b>	<b>0.00</b>	<b>0</b>	<b>0</b>	<b>0</b>	<b>0.00</b>	<b>0</b>
Aklan	16,209			0	0.00			0	0.00	
Antique	17,086			0	0.00			0	0.00	
Capiz	16,542			0	0.00			0	0.00	
Guimaras	4,928			0	0.00			0	0.00	
Iloilo	51,803			0	0.00			0	0.00	
Negros Occidental	30,396			0	0.00			0	0.00	
Bacolod City	16,139			0	0.00			0	0.00	

Area	Elig. Pop. (Total Pop x 2.7%)	MCV1 (AMV)				MCV 2 (MMR)				Male
		Male	Female	Total	%	Male	Female	Total	%	
<b>PHILIPPINES</b>	<b>2,832,883</b>	<b>36,164</b>	<b>33,968</b>	<b>70,132</b>	<b>2.48</b>	<b>29,842</b>	<b>28,932</b>	<b>58,774</b>	<b>2.07</b>	<b>64</b>
<b>N C R</b>	<b>348,812</b>	<b>36,164</b>	<b>33,968</b>	<b>70,132</b>	<b>20.11</b>	<b>29,842</b>	<b>28,932</b>	<b>58,774</b>	<b>16.85</b>	<b>64</b>
Malabon	9,901	921	825	1,746	17.63	728	711	1,439	14.53	0
Navotas	6,757	843	781	1,624	24.03	711	693	1,404	20.78	0
Valenzuela City	16,806	1,671	1,601	3,272	19.47	1,323	1,174	2,497	14.86	0
Caloocan City	42,906	4,019	3,854	7,873	18.35	2,944	2,853	5,797	13.51	0
Bago City	4,911			0	0.00			0	0.00	
Cadiz City	4,444			0	0.00			0	0.00	
Escalante City	2,702			0	0.00			0	0.00	
Himamaylan City	3,070			0	0.00			0	0.00	
Iloilo City	12,505			0	0.00			0	0.00	
Kabankalan City	5,227			0	0.00			0	0.00	
La Carlota City	1,852			0	0.00			0	0.00	
Passi City	2,248			0	0.00			0	0.00	
Roxas City	4,648			0	0.00			0	0.00	
Sagay City	4,201			0	0.00			0	0.00	
San Carlos City	3,807			0	0.00			0	0.00	
Silay City	3,646			0	0.00			0	0.00	
Sipalay City	2,013			0	0.00			0	0.00	
Talisay City	2,936			0	0.00			0	0.00	
Victorias City	2,526			0	0.00			0	0.00	
<b>Region 7</b>	<b>207,623</b>	<b>0</b>	<b>0</b>	<b>0</b>	<b>0.00</b>	<b>0</b>	<b>0</b>	<b>0</b>	<b>0.00</b>	<b>0</b>
Bohol	35,732			0	0.00			0	0.00	
Cebu	65,901			0	0.00			0	0.00	
Negros Oriental	25,743			0	0.00			0	0.00	

Area	Elig. Pop. (Total Pop x 2.7%)	MCV1 (AMV)				MCV 2 (MMR)				Male
		Male	Female	Total	%	Male	Female	Total	%	
<b>PHILIPPINES</b>	<b>2,832,883</b>	<b>36,164</b>	<b>33,968</b>	<b>70,132</b>	<b>2.48</b>	<b>29,842</b>	<b>28,932</b>	<b>58,774</b>	<b>2.07</b>	<b>64</b>
<b>N C R</b>	<b>348,812</b>	<b>36,164</b>	<b>33,968</b>	<b>70,132</b>	<b>20.11</b>	<b>29,842</b>	<b>28,932</b>	<b>58,774</b>	<b>16.85</b>	<b>64</b>
Malabon	9,901	921	825	1,746	17.63	728	711	1,439	14.53	0
Navotas	6,757	843	781	1,624	24.03	711	693	1,404	20.78	0
Valenzuela City	16,806	1,671	1,601	3,272	19.47	1,323	1,174	2,497	14.86	0
Caloocan City	42,906	4,019	3,854	7,873	18.35	2,944	2,853	5,797	13.51	0
Siquijor	2,825			0	0.00			0	0.00	
Bais City	2,196			0	0.00			0	0.00	
Bayawan City	3,393			0	0.00			0	0.00	
Canlaon City	1,569			0	0.00			0	0.00	
Cebu City	25,286			0	0.00			0	0.00	
Danao City	3,740			0	0.00			0	0.00	
Dumaguete City	3,781			0	0.00			0	0.00	
Lapu-Lapu City	11,185			0	0.00			0	0.00	
Mandaue City	9,939			0	0.00			0	0.00	
Tagbilaran City	3,106			0	0.00			0	0.00	
Talisay City	6,239			0	0.00			0	0.00	
Tanjay City	2,318			0	0.00			0	0.00	
Toledo City	4,668			0	0.00			0	0.00	
<b>Region 8</b>	<b>127,032</b>	<b>0</b>	<b>0</b>	<b>0</b>	<b>0.00</b>	<b>0</b>	<b>0</b>	<b>0</b>	<b>0.00</b>	<b>0</b>
Biliran	5,180			0	0.00			0	0.00	
Eastern Samar	13,363			0	0.00			0	0.00	
Northern Leyte	42,082			0	0.00			0	0.00	
Northern Samar	18,603			0	0.00			0	0.00	

Area	Elig. Pop. (Total Pop x 2.7%)	MCV1 (AMV)				MCV2 (MMR)				Male
		Male	Female	Total	%	Male	Female	Total	%	
<b>PHILIPPINES</b>	<b>2,832,883</b>	<b>36,164</b>	<b>33,968</b>	<b>70,132</b>	<b>2.48</b>	<b>29,842</b>	<b>28,932</b>	<b>58,774</b>	<b>2.07</b>	<b>64</b>
<b>N C R</b>	<b>348,812</b>	<b>36,164</b>	<b>33,968</b>	<b>70,132</b>	<b>20.11</b>	<b>29,842</b>	<b>28,932</b>	<b>58,774</b>	<b>16.85</b>	<b>64</b>
Malabon	9,901	921	825	1,746	17.63	728	711	1,439	14.53	0
Navotas	6,757	843	781	1,624	24.03	711	693	1,404	20.78	0
Valenzuela City	16,806	1,671	1,601	3,272	19.47	1,323	1,174	2,497	14.86	0
Caloocan City	42,906	4,019	3,854	7,873	18.35	2,944	2,853	5,797	13.51	0
Southern Leyte	9,766			0	0.00			0	0.00	
Western Samar	17,436			0	0.00			0	0.00	
Calbayog City	5,373			0	0.00			0	0.00	
Maasin City	2,486			0	0.00			0	0.00	
Ormoc City	5,994			0	0.00			0	0.00	
Tacloban City	6,748			0	0.00			0	0.00	
<b>Region 9</b>	<b>105,196</b>	<b>0</b>	<b>0</b>	<b>0</b>	<b>0.00</b>	<b>0</b>	<b>0</b>	<b>0</b>	<b>0.00</b>	<b>0</b>
Zamboanga del Norte	23,031			0	0.00			0	0.00	
Zamboanga del Sur	23,637			0	0.00			0	0.00	
Zamboanga Sibugay	18,421			0	0.00			0	0.00	
Dapitan City	2,378			0	0.00			0	0.00	
Dipolog City	3,773			0	0.00			0	0.00	
Isabela City	3,059			0	0.00			0	0.00	
Pagadian City	5,797			0	0.00			0	0.00	
Zamboanga City	25,099			0	0.00			0	0.00	
<b>Region 10</b>	<b>131,148</b>	<b>0</b>	<b>0</b>	<b>0</b>	<b>0.00</b>	<b>0</b>	<b>0</b>	<b>0</b>	<b>0.00</b>	<b>0</b>



Area	Elig. Pop. (Total Pop x 2.7%)	MCV1 (AMV)				MCV 2 (MMR)				Male
		Male	Female	Total	%	Male	Female	Total	%	
<b>PHILIPPINES</b>	<b>2,832,883</b>	<b>36,164</b>	<b>33,968</b>	<b>70,132</b>	<b>2.48</b>	<b>29,842</b>	<b>28,932</b>	<b>58,774</b>	<b>2.07</b>	<b>64</b>
<b>N C R</b>	<b>348,812</b>	<b>36,164</b>	<b>33,968</b>	<b>70,132</b>	<b>20.11</b>	<b>29,842</b>	<b>28,932</b>	<b>58,774</b>	<b>16.85</b>	<b>64</b>
Malabon	9,901	921	825	1,746	17.63	728	711	1,439	14.53	0
Navotas	6,757	843	781	1,624	24.03	711	693	1,404	20.78	0
Valenzuela City	16,806	1,671	1,601	3,272	19.47	1,323	1,174	2,497	14.86	0
Caloocan City	42,906	4,019	3,854	7,873	18.35	2,944	2,853	5,797	13.51	0
Bukidnon	29,003			0	0.00			0	0.00	
Camiguin	2,576			0	0.00			0	0.00	
Lanao del Norte	19,169			0	0.00			0	0.00	
Misamis Occidental	9,349			0	0.00			0	0.00	
Misamis Oriental	19,740			0	0.00			0	0.00	
Cagayan de Oro City	18,697			0	0.00			0	0.00	
El Salvador City	1,389			0	0.00			0	0.00	
Gingoog City	3,448			0	0.00			0	0.00	
Iligan City	9,710			0	0.00			0	0.00	
Malaybalay City	4,835			0	0.00			0	0.00	
Oroquieta City	2,026			0	0.00			0	0.00	
Ozamis City	4,061			0	0.00			0	0.00	
Tangub City	1,804			0	0.00			0	0.00	
Valencia City	5,343			0	0.00			0	0.00	
<b>Region 11</b>	<b>139,135</b>	<b>0</b>	<b>0</b>	<b>0</b>	<b>0.00</b>	<b>0</b>	<b>0</b>	<b>0</b>	<b>0.00</b>	<b>0</b>
Compostela Valley	21,386			0	0.00			0	0.00	
Davao del Norte	29,194			0	0.00			0	0.00	

Area	Elig. Pop. (Total Pop x 2.7%)	MCV1 (AMV)				MCV 2 (MMR)				Male
		Male	Female	Total	%	Male	Female	Total	%	
<b>PHILIPPINES</b>	<b>2,832,883</b>	<b>36,164</b>	<b>33,968</b>	<b>70,132</b>	<b>2.48</b>	<b>29,842</b>	<b>28,932</b>	<b>58,774</b>	<b>2.07</b>	<b>64</b>
<b>N C R</b>	<b>348,812</b>	<b>36,164</b>	<b>33,968</b>	<b>70,132</b>	<b>20.11</b>	<b>29,842</b>	<b>28,932</b>	<b>58,774</b>	<b>16.85</b>	<b>64</b>
Malabon	9,901	921	825	1,746	17.63	728	711	1,439	14.53	0
Navotas	6,757	843	781	1,624	24.03	711	693	1,404	20.78	0
Valenzuela City	16,806	1,671	1,601	3,272	19.47	1,323	1,174	2,497	14.86	0
Caloocan City	42,906	4,019	3,854	7,873	18.35	2,944	2,853	5,797	13.51	0
Davao del Sur	17,739			0	0.00			0	0.00	
Davao Oriental	8,871			0	0.00			0	0.00	
Davao Occidental	16,151			0	0.00			0	0.00	
Davao City	45,794			0	0.00			0	0.00	
<b>Region 12</b>	<b>129,066</b>	<b>0</b>	<b>0</b>	<b>0</b>	<b>0.00</b>	<b>0</b>	<b>0</b>	<b>0</b>	<b>0.00</b>	<b>0</b>
North Cotabato	38,710			0	0.00			0	0.00	
Sarangani	15,624			0	0.00			0	0.00	
South Cotabato	25,845			0	0.00			0	0.00	
Sultan Kudarat	23,457			0	0.00			0	0.00	
Cotabato City	8,645			0	0.00			0	0.00	
Gen. Santos City	16,785			0	0.00			0	0.00	
<b>A.R.M.M.</b>	<b>105,215</b>	<b>0</b>	<b>0</b>	<b>0</b>	<b>0.00</b>	<b>0</b>	<b>0</b>	<b>0</b>	<b>0.00</b>	<b>0</b>
Basilan	7,530			0	0.00			0	0.00	
Lanao del Sur	24,507			0	0.00			0	0.00	
Maguindanao	30,325			0	0.00			0	0.00	

Area	Elig. Pop. (Total Pop x 2.7%)	MCV1 (AMV)				MCV 2 (MMR)				Male
		Male	Female	Total	%	Male	Female	Total	%	
<b>PHILIPPINES</b>	<b>2,832,883</b>	<b>36,164</b>	<b>33,968</b>	<b>70,132</b>	<b>2.48</b>	<b>29,842</b>	<b>28,932</b>	<b>58,774</b>	<b>2.07</b>	<b>64</b>
<b>N C R</b>	<b>348,812</b>	<b>36,164</b>	<b>33,968</b>	<b>70,132</b>	<b>20.11</b>	<b>29,842</b>	<b>28,932</b>	<b>58,774</b>	<b>16.85</b>	<b>64</b>
Malabon	9,901	921	825	1,746	17.63	728	711	1,439	14.53	0
Navotas	6,757	843	781	1,624	24.03	711	693	1,404	20.78	0
Valenzuela City	16,806	1,671	1,601	3,272	19.47	1,323	1,174	2,497	14.86	0
Caloocan City	42,906	4,019	3,854	7,873	18.35	2,944	2,853	5,797	13.51	0
Sulu	23,100			0	0.00			0	0.00	
Tawi-Tawi	11,821			0	0.00			0	0.00	
Lamitan City	2,072			0	0.00			0	0.00	
Marawi City	5,862			0	0.00			0	0.00	
<b>CARAGA</b>	<b>76,372</b>	<b>0</b>	<b>0</b>	<b>0</b>	<b>0.00</b>	<b>0</b>	<b>0</b>	<b>0</b>	<b>0.00</b>	<b>0</b>
Agusan del Norte	10,339			0	0.00			0	0.00	
Agusan del Sur	21,166			0	0.00			0	0.00	
Surigao del Norte	9,321			0	0.00			0	0.00	
Surigao del Sur	14,612			0	0.00			0	0.00	
Province of Dinagat	3,987			0	0.00			0	0.00	
Bislig City	2,775			0	0.00			0	0.00	
Butuan City	9,831			0	0.00			0	0.00	
Surigao City	4,341			0	0.00			0	0.00	

Legend:

0 = No Case

\* = No Report

Third Quarter

ROTA 1				ROTA 2			
Male	Female	Total	%	Male	Female	Total	%
64	59	123	0.00	5	5	10	0.00
64	59	123	0.04	5	5	10	0.00
0	0	0	0.00	0	0	0	0.00
0	0	0	0.00	0	0	0	0.00
0	0	0	0.00	0	0	0	0.00
0	0	0	0.00	0	0	0	0.00
0	0	0	0.00	0	0	0	0.00
0	0	0	0.00	0	0	0	0.00
0	0	0	0.00	0	0	0	0.00
0	0	0	0.00	0	0	0	0.00
0	2	2	0.01	0	1	1	0.01
0	0	0	0.00	0	0	0	0.00
0	0	0	0.00	0	0	0	0.00
51	39	90	0.19	0	0	0	0.00
0	1	1	0.01	0	1	1	0.01
0	0	0	0.00	0	0	0	0.00
0	0	0	0.00	0	0	0	0.00
13	17	30	0.27	5	3	8	0.07

\*MMR corrected 4/20/18

Third Quarter

ROTA 1				ROTA 2			
Male	Female	Total	%	Male	Female	Total	%
64	59	123	0.00	5	5	10	0.00
64	59	123	0.04	5	5	10	0.00
0	0	0	0.00	0	0	0	0.00
0	0	0	0.00	0	0	0	0.00
0	0	0	0.00	0	0	0	0.00
0	0	0	0.00	0	0	0	0.00
0	0	0	0.00	0	0	0	0.00
		0	0.00			0	0.00
		0	0.00			0	0.00
		0	0.00			0	0.00
		0	0.00			0	0.00
		0	0.00			0	0.00
		0	0.00			0	0.00
		0	0.00			0	0.00
		0	0.00			0	0.00
0	0	0	0.00	0	0	0	0.00
		0	0.00			0	0.00
		0	0.00			0	0.00
		0	0.00			0	0.00
		0	0.00			0	0.00
		0	0.00			0	0.00
		0	0.00			0	0.00
		0	0.00			0	0.00

\*MMR corrected 4/20/18

Third Quarter

ROTA 1				ROTA 2			
Male	Female	Total	%	Male	Female	Total	%
64	59	123	0.00	5	5	10	0.00
64	59	123	0.04	5	5	10	0.00
0	0	0	0.00	0	0	0	0.00
0	0	0	0.00	0	0	0	0.00
0	0	0	0.00	0	0	0	0.00
0	0	0	0.00	0	0	0	0.00
		0	0.00			0	0.00
		0	0.00			0	0.00
		0	0.00			0	0.00
		0	0.00			0	0.00
		0	0.00			0	0.00
		0	0.00			0	0.00
		0	0.00			0	0.00
		0	0.00			0	0.00
		0	0.00			0	0.00
0	0	0	0.00	0	0	0	0.00
		0	0.00			0	0.00
		0	0.00			0	0.00
		0	0.00			0	0.00
		0	0.00			0	0.00
		0	0.00			0	0.00
0	0	0	0.00	0	0	0	0.00
		0	0.00			0	0.00

\*MMR corrected 4/20/18

Third Quarter

ROTA 1				ROTA 2			
Male	Female	Total	%	Male	Female	Total	%
<b>64</b>	<b>59</b>	<b>123</b>	<b>0.00</b>	<b>5</b>	<b>5</b>	<b>10</b>	<b>0.00</b>
<b>64</b>	<b>59</b>	<b>123</b>	<b>0.04</b>	<b>5</b>	<b>5</b>	<b>10</b>	<b>0.00</b>
0	0	0	0.00	0	0	0	0.00
0	0	0	0.00	0	0	0	0.00
0	0	0	0.00	0	0	0	0.00
0	0	0	0.00	0	0	0	0.00
		0	0.00			0	0.00
		0	0.00			0	0.00
		0	0.00			0	0.00
		0	0.00			0	0.00
		0	0.00			0	0.00
		0	0.00			0	0.00
		0	0.00			0	0.00
		0	0.00			0	0.00
		0	0.00			0	0.00
		0	0.00			0	0.00
		0	0.00			0	0.00
		0	0.00			0	0.00
		0	0.00			0	0.00
		0	0.00			0	0.00
		0	0.00			0	0.00

\*MMR corrected 4/20/18

Third Quarter

ROTA 1				ROTA 2			
Male	Female	Total	%	Male	Female	Total	%
64	59	123	0.00	5	5	10	0.00
64	59	123	0.04	5	5	10	0.00
0	0	0	0.00	0	0	0	0.00
0	0	0	0.00	0	0	0	0.00
0	0	0	0.00	0	0	0	0.00
0	0	0	0.00	0	0	0	0.00
0	0	0	0.00	0	0	0	0.00
0	0	0	0.00	0	0	0	0.00
0	0	0	0.00	0	0	0	0.00
0	0	0	0.00	0	0	0	0.00
0	0	0	0.00	0	0	0	0.00
0	0	0	0.00	0	0	0	0.00
0	0	0	0.00	0	0	0	0.00
0	0	0	0.00	0	0	0	0.00
0	0	0	0.00	0	0	0	0.00
0	0	0	0.00	0	0	0	0.00
0	0	0	0.00	0	0	0	0.00
0	0	0	0.00	0	0	0	0.00
0	0	0	0.00	0	0	0	0.00
0	0	0	0.00	0	0	0	0.00
0	0	0	0.00	0	0	0	0.00
0	0	0	0.00	0	0	0	0.00

\*MMR corrected 4/20/18



Third Quarter

ROTA 1				ROTA 2			
Male	Female	Total	%	Male	Female	Total	%
64	59	123	0.00	5	5	10	0.00
64	59	123	0.04	5	5	10	0.00
0	0	0	0.00	0	0	0	0.00
0	0	0	0.00	0	0	0	0.00
0	0	0	0.00	0	0	0	0.00
0	0	0	0.00	0	0	0	0.00
		0	0.00			0	0.00
		0	0.00			0	0.00
		0	0.00			0	0.00
		0	0.00			0	0.00
		0	0.00			0	0.00
		0	0.00			0	0.00
		0	0.00			0	0.00
		0	0.00			0	0.00
		0	0.00			0	0.00
0	0	0	0.00	0	0	0	0.00
		0	0.00			0	0.00
		0	0.00			0	0.00
		0	0.00			0	0.00
		0	0.00			0	0.00
		0	0.00			0	0.00
		0	0.00			0	0.00
0	0	0	0.00	0	0	0	0.00

\*MMR corrected 4/20/18

Third Quarter

ROTA 1				ROTA 2			
Male	Female	Total	%	Male	Female	Total	%
64	59	123	0.00	5	5	10	0.00
64	59	123	0.04	5	5	10	0.00
0	0	0	0.00	0	0	0	0.00
0	0	0	0.00	0	0	0	0.00
0	0	0	0.00	0	0	0	0.00
0	0	0	0.00	0	0	0	0.00
		0	0.00			0	0.00
		0	0.00			0	0.00
		0	0.00			0	0.00
		0	0.00			0	0.00
		0	0.00			0	0.00
		0	0.00			0	0.00
		0	0.00			0	0.00
0	0	0	0.00	0	0	0	0.00
		0	0.00			0	0.00
		0	0.00			0	0.00
		0	0.00			0	0.00
		0	0.00			0	0.00
		0	0.00			0	0.00
		0	0.00			0	0.00
		0	0.00			0	0.00
		0	0.00			0	0.00

\*MMR corrected 4/20/18

Third Quarter

ROTA 1				ROTA 2			
Male	Female	Total	%	Male	Female	Total	%
64	59	123	0.00	5	5	10	0.00
64	59	123	0.04	5	5	10	0.00
0	0	0	0.00	0	0	0	0.00
0	0	0	0.00	0	0	0	0.00
0	0	0	0.00	0	0	0	0.00
0	0	0	0.00	0	0	0	0.00
		0	0.00			0	0.00
		0	0.00			0	0.00
		0	0.00			0	0.00
		0	0.00			0	0.00
		0	0.00			0	0.00
		0	0.00			0	0.00
		0	0.00			0	0.00
		0	0.00			0	0.00
		0	0.00			0	0.00
		0	0.00			0	0.00
		0	0.00			0	0.00
		0	0.00			0	0.00
		0	0.00			0	0.00
		0	0.00			0	0.00
		0	0.00			0	0.00
		0	0.00			0	0.00
		0	0.00			0	0.00
0	0	0	0.00	0	0	0	0.00
		0	0.00			0	0.00
		0	0.00			0	0.00
		0	0.00			0	0.00

\*MMR corrected 4/20/18

Third Quarter

ROTA 1				ROTA 2			
Male	Female	Total	%	Male	Female	Total	%
64	59	123	0.00	5	5	10	0.00
64	59	123	0.04	5	5	10	0.00
0	0	0	0.00	0	0	0	0.00
0	0	0	0.00	0	0	0	0.00
0	0	0	0.00	0	0	0	0.00
0	0	0	0.00	0	0	0	0.00
		0	0.00			0	0.00
		0	0.00			0	0.00
		0	0.00			0	0.00
		0	0.00			0	0.00
		0	0.00			0	0.00
		0	0.00			0	0.00
		0	0.00			0	0.00
		0	0.00			0	0.00
		0	0.00			0	0.00
		0	0.00			0	0.00
		0	0.00			0	0.00
		0	0.00			0	0.00
		0	0.00			0	0.00
0	0	0	0.00	0	0	0	0.00
		0	0.00			0	0.00
		0	0.00			0	0.00
		0	0.00			0	0.00
		0	0.00			0	0.00

\*MMR corrected 4/20/18

Third Quarter

ROTA 1				ROTA 2			
Male	Female	Total	%	Male	Female	Total	%
64	59	123	0.00	5	5	10	0.00
64	59	123	0.04	5	5	10	0.00
0	0	0	0.00	0	0	0	0.00
0	0	0	0.00	0	0	0	0.00
0	0	0	0.00	0	0	0	0.00
0	0	0	0.00	0	0	0	0.00
		0	0.00			0	0.00
		0	0.00			0	0.00
		0	0.00			0	0.00
		0	0.00			0	0.00
		0	0.00			0	0.00
		0	0.00			0	0.00
		0	0.00			0	0.00
		0	0.00			0	0.00
0	0	0	0.00	0	0	0	0.00
		0	0.00			0	0.00
		0	0.00			0	0.00
		0	0.00			0	0.00
		0	0.00			0	0.00
		0	0.00			0	0.00
0	0	0	0.00	0	0	0	0.00

\*MMR corrected 4/20/18

Third Quarter

ROTA 1				ROTA 2			
Male	Female	Total	%	Male	Female	Total	%
<b>64</b>	<b>59</b>	<b>123</b>	<b>0.00</b>	<b>5</b>	<b>5</b>	<b>10</b>	<b>0.00</b>
<b>64</b>	<b>59</b>	<b>123</b>	<b>0.04</b>	<b>5</b>	<b>5</b>	<b>10</b>	<b>0.00</b>
0	0	0	0.00	0	0	0	0.00
0	0	0	0.00	0	0	0	0.00
0	0	0	0.00	0	0	0	0.00
0	0	0	0.00	0	0	0	0.00
		0	0.00			0	0.00
		0	0.00			0	0.00
		0	0.00			0	0.00
		0	0.00			0	0.00
		0	0.00			0	0.00
		0	0.00			0	0.00
		0	0.00			0	0.00
		0	0.00			0	0.00
		0	0.00			0	0.00
		0	0.00			0	0.00
		0	0.00			0	0.00
		0	0.00			0	0.00
		0	0.00			0	0.00
<b>0</b>	<b>0</b>	<b>0</b>	<b>0.00</b>	<b>0</b>	<b>0</b>	<b>0</b>	<b>0.00</b>
		0	0.00			0	0.00
		0	0.00			0	0.00

\*MMR corrected 4/20/18

Third Quarter

ROTA 1				ROTA 2			
Male	Female	Total	%	Male	Female	Total	%
64	59	123	0.00	5	5	10	0.00
64	59	123	0.04	5	5	10	0.00
0	0	0	0.00	0	0	0	0.00
0	0	0	0.00	0	0	0	0.00
0	0	0	0.00	0	0	0	0.00
0	0	0	0.00	0	0	0	0.00
		0	0.00			0	0.00
		0	0.00			0	0.00
		0	0.00			0	0.00
		0	0.00			0	0.00
		0	0.00			0	0.00
		0	0.00			0	0.00
0	0	0	0.00	0	0	0	0.00
		0	0.00			0	0.00
		0	0.00			0	0.00
		0	0.00			0	0.00
0	0	0	0.00	0	0	0	0.00
		0	0.00			0	0.00
		0	0.00			0	0.00
		0	0.00			0	0.00

\*MMR corrected 4/20/18

Third Quarter

ROTA 1				ROTA 2			
Male	Female	Total	%	Male	Female	Total	%
<b>64</b>	<b>59</b>	<b>123</b>	<b>0.00</b>	<b>5</b>	<b>5</b>	<b>10</b>	<b>0.00</b>
<b>64</b>	<b>59</b>	<b>123</b>	<b>0.04</b>	<b>5</b>	<b>5</b>	<b>10</b>	<b>0.00</b>
0	0	0	0.00	0	0	0	0.00
0	0	0	0.00	0	0	0	0.00
0	0	0	0.00	0	0	0	0.00
0	0	0	0.00	0	0	0	0.00
		0	0.00			0	0.00
		0	0.00			0	0.00
		0	0.00			0	0.00
		0	0.00			0	0.00
		0	0.00			0	0.00
<b>0</b>	<b>0</b>	<b>0</b>	<b>0.00</b>	<b>0</b>	<b>0</b>	<b>0</b>	<b>0.00</b>
		0	0.00			0	0.00
		0	0.00			0	0.00
		0	0.00			0	0.00
		0	0.00			0	0.00
		0	0.00			0	0.00
		0	0.00			0	0.00
		0	0.00			0	0.00
		0	0.00			0	0.00
		0	0.00			0	0.00
		0	0.00			0	0.00

\*MMR corrected 4/20/18



**Table 2D.5 - CHILD CARE**  
 2017 - Quarterly Report  
 Children given MCV and Rotavirus Vaccines

Area	Elig. Pop. (Total Pop x 2.7%)	MCV1 (AMV)				MCV 2 (MMR)				Male
		Male	Female	Total	%	Male	Female	Total	%	
<b>PHILIPPINES</b>	<b>2,832,883</b>	<b>38,405</b>	<b>36,931</b>	<b>75,336</b>	<b>2.66</b>	<b>33,634</b>	<b>32,111</b>	<b>65,745</b>	<b>2.32</b>	<b>0</b>
<b>N C R</b>	<b>348,812</b>	<b>38,405</b>	<b>36,931</b>	<b>75,336</b>	<b>21.60</b>	<b>33,634</b>	<b>32,111</b>	<b>65,745</b>	<b>18.85</b>	<b>0</b>
Malabon	9,901	743	766	1,509	15.24	757	659	1,416	14.30	0
Navotas	6,757	1,059	1,037	2,096	31.02	1,115	1,019	2,134	31.58	0
Valenzuela City	16,806	2,325	1,962	4,287	25.51	1,226	1,114	2,340	13.92	0
Caloocan City	42,906	3,015	2,984	5,999	13.98	3,042	3,065	6,107	14.23	0
Marikina City	12,209	741	608	1,349	11.05	741	659	1,400	11.47	0
Pasig City	20,459	2,163	2,074	4,237	20.71	1,740	1,590	3,330	16.28	0
Pateros	1,729	118	117	235	13.59	132	143	275	15.90	0
Taguig	21,803	5,580	5,359	10,939	50.17	4,229	3,872	8,101	37.16	0
Quezon City	79,532	10,730	10,906	21,636	27.20	9,944	10,041	19,985	25.13	0
Makati City	15,781	946	946	1,892	11.99	1,025	858	1,883	11.93	0
Mandaluyong City	10,463	1,469	1,106	2,575	24.61	830	798	1,628	15.56	0
San Juan	3,310	559	498	1,057	31.94	471	469	940	28.40	0
Manila City	48,220	3,101	2,835	5,936	12.31	2,964	2,717	5,681	11.78	0
Las Piñas City	15,952	1,113	1,099	2,212	13.87	1,074	1,028	2,102	13.18	0
Muntinlupa City	13,666	2,256	2,382	4,638	33.94	1,928	1,738	3,666	26.83	0
Parañaque City	18,035	1,602	1,470	3,072	17.03	1,497	1,454	2,951	16.36	0
Pasay City	11,283	885	782	1,667	14.78	919	887	1,806	16.01	0

Area	Elig. Pop. (Total Pop x 2.7%)	MCV1 (AMV)				MCV 2 (MMR)				Male
		Male	Female	Total	%	Male	Female	Total	%	
<b>PHILIPPINES</b>	<b>2,832,883</b>	<b>38,405</b>	<b>36,931</b>	<b>75,336</b>	<b>2.66</b>	<b>33,634</b>	<b>32,111</b>	<b>65,745</b>	<b>2.32</b>	<b>0</b>
<b>N C R</b>	<b>348,812</b>	<b>38,405</b>	<b>36,931</b>	<b>75,336</b>	<b>21.60</b>	<b>33,634</b>	<b>32,111</b>	<b>65,745</b>	<b>18.85</b>	<b>0</b>
Malabon	9,901	743	766	1,509	15.24	757	659	1,416	14.30	0
Navotas	6,757	1,059	1,037	2,096	31.02	1,115	1,019	2,134	31.58	0
Valenzuela City	16,806	2,325	1,962	4,287	25.51	1,226	1,114	2,340	13.92	0
Caloocan City	42,906	3,015	2,984	5,999	13.98	3,042	3,065	6,107	14.23	0
<b>C A R</b>	<b>49,878</b>	<b>0</b>	<b>0</b>	<b>0</b>	<b>0.00</b>	<b>0</b>	<b>0</b>	<b>0</b>	<b>0.00</b>	<b>0</b>
Abra	6,913			0	0.00			0	0.00	
Apayao	3,541			0	0.00			0	0.00	
Benguet	12,545			0	0.00			0	0.00	
Ifugao	6,031			0	0.00			0	0.00	
Kalinga	6,307			0	0.00			0	0.00	
Mt. Province	4,832			0	0.00			0	0.00	
Baguio City	9,710			0	0.00			0	0.00	
<b>Region 1</b>	<b>142,108</b>	<b>0</b>	<b>0</b>	<b>0</b>	<b>0.00</b>	<b>0</b>	<b>0</b>	<b>0</b>	<b>0.00</b>	<b>0</b>
Ilocos Norte	13,081			0	0.00			0	0.00	
Ilocos Sur	15,911			0	0.00			0	0.00	
La Union	18,406			0	0.00			0	0.00	
Pangasinan	68,378			0	0.00			0	0.00	
Alaminos City	2,584			0	0.00			0	0.00	
Candon City	1,677			0	0.00			0	0.00	
Dagupan City	4,933			0	0.00			0	0.00	

Area	Elig. Pop. (Total Pop x 2.7%)	MCV1 (AMV)				MCV 2 (MMR)				Male
		Male	Female	Total	%	Male	Female	Total	%	
<b>PHILIPPINES</b>	<b>2,832,883</b>	<b>38,405</b>	<b>36,931</b>	<b>75,336</b>	<b>2.66</b>	<b>33,634</b>	<b>32,111</b>	<b>65,745</b>	<b>2.32</b>	<b>0</b>
<b>N C R</b>	<b>348,812</b>	<b>38,405</b>	<b>36,931</b>	<b>75,336</b>	<b>21.60</b>	<b>33,634</b>	<b>32,111</b>	<b>65,745</b>	<b>18.85</b>	<b>0</b>
Malabon	9,901	743	766	1,509	15.24	757	659	1,416	14.30	0
Navotas	6,757	1,059	1,037	2,096	31.02	1,115	1,019	2,134	31.58	0
Valenzuela City	16,806	2,325	1,962	4,287	25.51	1,226	1,114	2,340	13.92	0
Caloocan City	42,906	3,015	2,984	5,999	13.98	3,042	3,065	6,107	14.23	0
Laoag City	3,016			0	0.00			0	0.00	
San Carlos City	5,431			0	0.00			0	0.00	
San Fernando City	3,372			0	0.00			0	0.00	
Urdaneta City	3,829			0	0.00			0	0.00	
Vigan City	1,490			0	0.00			0	0.00	
<b>Region 2</b>	<b>97,082</b>	<b>0</b>	<b>0</b>	<b>0</b>	<b>0.00</b>	<b>0</b>	<b>0</b>	<b>0</b>	<b>0.00</b>	<b>0</b>
Batanes	512			0	0.00			0	0.00	
Cagayan	29,110			0	0.00			0	0.00	
Isabela	33,229			0	0.00			0	0.00	
Nueva Vizcaya	12,900			0	0.00			0	0.00	
Quirino	5,550			0	0.00			0	0.00	
Cauayan City	3,636			0	0.00			0	0.00	
Ilagan City	4,087			0	0.00			0	0.00	
Santiago City	3,785			0	0.00			0	0.00	
Tuguegarao City	4,273			0	0.00			0	0.00	
<b>Region 3</b>	<b>308,533</b>	<b>0</b>	<b>0</b>	<b>0</b>	<b>0.00</b>	<b>0</b>	<b>0</b>	<b>0</b>	<b>0.00</b>	<b>0</b>

Area	Elig. Pop. (Total Pop x 2.7%)	MCV1 (AMV)				MCV 2 (MMR)				Male
		Male	Female	Total	%	Male	Female	Total	%	
<b>PHILIPPINES</b>	<b>2,832,883</b>	<b>38,405</b>	<b>36,931</b>	<b>75,336</b>	<b>2.66</b>	<b>33,634</b>	<b>32,111</b>	<b>65,745</b>	<b>2.32</b>	<b>0</b>
<b>N C R</b>	<b>348,812</b>	<b>38,405</b>	<b>36,931</b>	<b>75,336</b>	<b>21.60</b>	<b>33,634</b>	<b>32,111</b>	<b>65,745</b>	<b>18.85</b>	<b>0</b>
Malabon	9,901	743	766	1,509	15.24	757	659	1,416	14.30	0
Navotas	6,757	1,059	1,037	2,096	31.02	1,115	1,019	2,134	31.58	0
Valenzuela City	16,806	2,325	1,962	4,287	25.51	1,226	1,114	2,340	13.92	0
Caloocan City	42,906	3,015	2,984	5,999	13.98	3,042	3,065	6,107	14.23	0
Aurora	6,415			0	0.00			0	0.00	
Bataan	18,124			0	0.00			0	0.00	
Bulacan	63,017			0	0.00			0	0.00	
Nueva Ecija	39,976			0	0.00			0	0.00	
Pampanga	44,258			0	0.00			0	0.00	
Tarlac	28,411			0	0.00			0	0.00	
Zambales	16,415			0	0.00			0	0.00	
Angeles City	11,104			0	0.00			0	0.00	
Balanga City	2,620			0	0.00			0	0.00	
Cabanatuan City	8,182			0	0.00			0	0.00	
City of San Fernando	8,272			0	0.00			0	0.00	
Gapan City	2,986			0	0.00			0	0.00	
Mabalacat City	6,765			0	0.00			0	0.00	
Malolos City	7,039			0	0.00			0	0.00	
Meycauayan	5,838			0	0.00			0	0.00	
Olongapo	6,474			0	0.00			0	0.00	
Palayan City	1,111			0	0.00			0	0.00	
San Jose City	3,783			0	0.00			0	0.00	
San Jose del Monte City	16,030			0	0.00			0	0.00	
Science City of Munoz	2,206			0	0.00			0	0.00	

Area	Elig. Pop. (Total Pop x 2.7%)	MCV1 (AMV)				MCV 2 (MMR)				Male
		Male	Female	Total	%	Male	Female	Total	%	
<b>PHILIPPINES</b>	<b>2,832,883</b>	<b>38,405</b>	<b>36,931</b>	<b>75,336</b>	<b>2.66</b>	<b>33,634</b>	<b>32,111</b>	<b>65,745</b>	<b>2.32</b>	<b>0</b>
<b>N C R</b>	<b>348,812</b>	<b>38,405</b>	<b>36,931</b>	<b>75,336</b>	<b>21.60</b>	<b>33,634</b>	<b>32,111</b>	<b>65,745</b>	<b>18.85</b>	<b>0</b>
Malabon	9,901	743	766	1,509	15.24	757	659	1,416	14.30	0
Navotas	6,757	1,059	1,037	2,096	31.02	1,115	1,019	2,134	31.58	0
Valenzuela City	16,806	2,325	1,962	4,287	25.51	1,226	1,114	2,340	13.92	0
Caloocan City	42,906	3,015	2,984	5,999	13.98	3,042	3,065	6,107	14.23	0
Tarlac City	9,507			0	0.00			0	0.00	
<b>Region 4A</b>	<b>395,803</b>	<b>0</b>	<b>0</b>	<b>0</b>	<b>0.00</b>	<b>0</b>	<b>0</b>	<b>0</b>	<b>0.00</b>	<b>0</b>
Batangas	49,943			0	0.00			0	0.00	
Cavite	37,001			0	0.00			0	0.00	
Laguna	27,361			0	0.00			0	0.00	
Quezon	49,968			0	0.00			0	0.00	
Rizal	58,564			0	0.00			0	0.00	
Antipolo City	21,571			0	0.00			0	0.00	
Bacoor City	16,211			0	0.00			0	0.00	
Batangas City	8,864			0	0.00			0	0.00	
Biñan City	9,175			0	0.00			0	0.00	
Cabuyao City	8,506			0	0.00			0	0.00	
Calamba City	12,521			0	0.00			0	0.00	
Cavite City	2,775			0	0.00			0	0.00	
Dasmariñas City	17,787			0	0.00			0	0.00	
General Trias City	8,483			0	0.00			0	0.00	
Imus City	10,898			0	0.00			0	0.00	
Lipa City	8,931			0	0.00			0	0.00	

Area	Elig. Pop. (Total Pop x 2.7%)	MCV1 (AMV)				MCV 2 (MMR)				Male
		Male	Female	Total	%	Male	Female	Total	%	
<b>PHILIPPINES</b>	<b>2,832,883</b>	<b>38,405</b>	<b>36,931</b>	<b>75,336</b>	<b>2.66</b>	<b>33,634</b>	<b>32,111</b>	<b>65,745</b>	<b>2.32</b>	<b>0</b>
<b>N C R</b>	<b>348,812</b>	<b>38,405</b>	<b>36,931</b>	<b>75,336</b>	<b>21.60</b>	<b>33,634</b>	<b>32,111</b>	<b>65,745</b>	<b>18.85</b>	<b>0</b>
Malabon	9,901	743	766	1,509	15.24	757	659	1,416	14.30	0
Navotas	6,757	1,059	1,037	2,096	31.02	1,115	1,019	2,134	31.58	0
Valenzuela City	16,806	2,325	1,962	4,287	25.51	1,226	1,114	2,340	13.92	0
Caloocan City	42,906	3,015	2,984	5,999	13.98	3,042	3,065	6,107	14.23	0
Lucena City	7,573			0	0.00			0	0.00	
San Pablo City	7,330			0	0.00			0	0.00	
San Pedro City	8,976			0	0.00			0	0.00	
Santa Rosa City	9,746			0	0.00			0	0.00	
Tagaytay City	1,921			0	0.00			0	0.00	
Tanauan City	4,658			0	0.00			0	0.00	
Tayabas City	2,838			0	0.00			0	0.00	
Trece Martires City	4,203			0	0.00			0	0.00	
<b>Region 4B</b>	<b>86,845</b>	<b>0</b>	<b>0</b>	<b>0</b>	<b>0.00</b>	<b>0</b>	<b>0</b>	<b>0</b>	<b>0.00</b>	<b>0</b>
Marinduque	7,009			0	0.00			0	0.00	
Mindoro Occidental	14,415			0	0.00			0	0.00	
Mindoro Oriental	24,781			0	0.00			0	0.00	
Palawan	24,471			0	0.00			0	0.00	
Romblon	8,820			0	0.00			0	0.00	
Puerto Princesa City	7,349			0	0.00			0	0.00	
<b>Region 5</b>	<b>169,200</b>	<b>0</b>	<b>0</b>	<b>0</b>	<b>0.00</b>	<b>0</b>	<b>0</b>	<b>0</b>	<b>0.00</b>	<b>0</b>

Area	Elig. Pop. (Total Pop x 2.7%)	MCV1 (AMV)				MCV 2 (MMR)				Male
		Male	Female	Total	%	Male	Female	Total	%	
<b>PHILIPPINES</b>	<b>2,832,883</b>	<b>38,405</b>	<b>36,931</b>	<b>75,336</b>	<b>2.66</b>	<b>33,634</b>	<b>32,111</b>	<b>65,745</b>	<b>2.32</b>	<b>0</b>
<b>N C R</b>	<b>348,812</b>	<b>38,405</b>	<b>36,931</b>	<b>75,336</b>	<b>21.60</b>	<b>33,634</b>	<b>32,111</b>	<b>65,745</b>	<b>18.85</b>	<b>0</b>
Malabon	9,901	743	766	1,509	15.24	757	659	1,416	14.30	0
Navotas	6,757	1,059	1,037	2,096	31.02	1,115	1,019	2,134	31.58	0
Valenzuela City	16,806	2,325	1,962	4,287	25.51	1,226	1,114	2,340	13.92	0
Caloocan City	42,906	3,015	2,984	5,999	13.98	3,042	3,065	6,107	14.23	0
Albay	32,250			0	0.00			0	0.00	
Camarines Norte	17,007			0	0.00			0	0.00	
Camarines Sur	48,225			0	0.00			0	0.00	
Catanduanes	7,750			0	0.00			0	0.00	
Masbate	25,866			0	0.00			0	0.00	
Sorsogon	23,407			0	0.00			0	0.00	
Iriga City	3,277			0	0.00			0	0.00	
Legaspi City	5,671			0	0.00			0	0.00	
Naga City	5,747			0	0.00			0	0.00	
<b>Region 6</b>	<b>213,837</b>	<b>0</b>	<b>0</b>	<b>0</b>	<b>0.00</b>	<b>0</b>	<b>0</b>	<b>0</b>	<b>0.00</b>	<b>0</b>
Aklan	16,209			0	0.00			0	0.00	
Antique	17,086			0	0.00			0	0.00	
Capiz	16,542			0	0.00			0	0.00	
Guimaras	4,928			0	0.00			0	0.00	
Iloilo	51,803			0	0.00			0	0.00	
Negros Occidental	30,396			0	0.00			0	0.00	
Bacolod City	16,139			0	0.00			0	0.00	

Area	Elig. Pop. (Total Pop x 2.7%)	MCV1 (AMV)				MCV 2 (MMR)				Male
		Male	Female	Total	%	Male	Female	Total	%	
<b>PHILIPPINES</b>	<b>2,832,883</b>	<b>38,405</b>	<b>36,931</b>	<b>75,336</b>	<b>2.66</b>	<b>33,634</b>	<b>32,111</b>	<b>65,745</b>	<b>2.32</b>	<b>0</b>
<b>N C R</b>	<b>348,812</b>	<b>38,405</b>	<b>36,931</b>	<b>75,336</b>	<b>21.60</b>	<b>33,634</b>	<b>32,111</b>	<b>65,745</b>	<b>18.85</b>	<b>0</b>
Malabon	9,901	743	766	1,509	15.24	757	659	1,416	14.30	0
Navotas	6,757	1,059	1,037	2,096	31.02	1,115	1,019	2,134	31.58	0
Valenzuela City	16,806	2,325	1,962	4,287	25.51	1,226	1,114	2,340	13.92	0
Caloocan City	42,906	3,015	2,984	5,999	13.98	3,042	3,065	6,107	14.23	0
Bago City	4,911			0	0.00			0	0.00	
Cadiz City	4,444			0	0.00			0	0.00	
Escalante City	2,702			0	0.00			0	0.00	
Himamaylan City	3,070			0	0.00			0	0.00	
Iloilo City	12,505			0	0.00			0	0.00	
Kabankalan City	5,227			0	0.00			0	0.00	
La Carlota City	1,852			0	0.00			0	0.00	
Passi City	2,248			0	0.00			0	0.00	
Roxas City	4,648			0	0.00			0	0.00	
Sagay City	4,201			0	0.00			0	0.00	
San Carlos City	3,807			0	0.00			0	0.00	
Silay City	3,646			0	0.00			0	0.00	
Sipalay City	2,013			0	0.00			0	0.00	
Talisay City	2,936			0	0.00			0	0.00	
Victorias City	2,526			0	0.00			0	0.00	
<b>Region 7</b>	<b>207,623</b>	<b>0</b>	<b>0</b>	<b>0</b>	<b>0.00</b>	<b>0</b>	<b>0</b>	<b>0</b>	<b>0.00</b>	<b>0</b>
Bohol	35,732			0	0.00			0	0.00	
Cebu	65,901			0	0.00			0	0.00	
Negros Oriental	25,743			0	0.00			0	0.00	



Area	Elig. Pop. (Total Pop x 2.7%)	MCV1 (AMV)				MCV 2 (MMR)				Male
		Male	Female	Total	%	Male	Female	Total	%	
<b>PHILIPPINES</b>	<b>2,832,883</b>	<b>38,405</b>	<b>36,931</b>	<b>75,336</b>	<b>2.66</b>	<b>33,634</b>	<b>32,111</b>	<b>65,745</b>	<b>2.32</b>	<b>0</b>
<b>N C R</b>	<b>348,812</b>	<b>38,405</b>	<b>36,931</b>	<b>75,336</b>	<b>21.60</b>	<b>33,634</b>	<b>32,111</b>	<b>65,745</b>	<b>18.85</b>	<b>0</b>
Malabon	9,901	743	766	1,509	15.24	757	659	1,416	14.30	0
Navotas	6,757	1,059	1,037	2,096	31.02	1,115	1,019	2,134	31.58	0
Valenzuela City	16,806	2,325	1,962	4,287	25.51	1,226	1,114	2,340	13.92	0
Caloocan City	42,906	3,015	2,984	5,999	13.98	3,042	3,065	6,107	14.23	0
Siquijor	2,825			0	0.00			0	0.00	
Bais City	2,196			0	0.00			0	0.00	
Bayawan City	3,393			0	0.00			0	0.00	
Canlaon City	1,569			0	0.00			0	0.00	
Cebu City	25,286			0	0.00			0	0.00	
Danao City	3,740			0	0.00			0	0.00	
Dumaguete City	3,781			0	0.00			0	0.00	
Lapu-Lapu City	11,185			0	0.00			0	0.00	
Mandaue City	9,939			0	0.00			0	0.00	
Tagbilaran City	3,106			0	0.00			0	0.00	
Talisay City	6,239			0	0.00			0	0.00	
Tanjay City	2,318			0	0.00			0	0.00	
Toledo City	4,668			0	0.00			0	0.00	
<b>Region 8</b>	<b>127,032</b>	<b>0</b>	<b>0</b>	<b>0</b>	<b>0.00</b>	<b>0</b>	<b>0</b>	<b>0</b>	<b>0.00</b>	<b>0</b>
Biliran	5,180			0	0.00			0	0.00	
Eastern Samar	13,363			0	0.00			0	0.00	
Northern Leyte	42,082			0	0.00			0	0.00	
Northern Samar	18,603			0	0.00			0	0.00	

Area	Elig. Pop. (Total Pop x 2.7%)	MCV1 (AMV)				MCV 2 (MMR)				Male
		Male	Female	Total	%	Male	Female	Total	%	
<b>PHILIPPINES</b>	<b>2,832,883</b>	<b>38,405</b>	<b>36,931</b>	<b>75,336</b>	<b>2.66</b>	<b>33,634</b>	<b>32,111</b>	<b>65,745</b>	<b>2.32</b>	<b>0</b>
<b>N C R</b>	<b>348,812</b>	<b>38,405</b>	<b>36,931</b>	<b>75,336</b>	<b>21.60</b>	<b>33,634</b>	<b>32,111</b>	<b>65,745</b>	<b>18.85</b>	<b>0</b>
Malabon	9,901	743	766	1,509	15.24	757	659	1,416	14.30	0
Navotas	6,757	1,059	1,037	2,096	31.02	1,115	1,019	2,134	31.58	0
Valenzuela City	16,806	2,325	1,962	4,287	25.51	1,226	1,114	2,340	13.92	0
Caloocan City	42,906	3,015	2,984	5,999	13.98	3,042	3,065	6,107	14.23	0
Southern Leyte	9,766			0	0.00			0	0.00	
Western Samar	17,436			0	0.00			0	0.00	
Calbayog City	5,373			0	0.00			0	0.00	
Maasin City	2,486			0	0.00			0	0.00	
Ormoc City	5,994			0	0.00			0	0.00	
Tacloban City	6,748			0	0.00			0	0.00	
<b>Region 9</b>	<b>105,196</b>	<b>0</b>	<b>0</b>	<b>0</b>	<b>0.00</b>	<b>0</b>	<b>0</b>	<b>0</b>	<b>0.00</b>	<b>0</b>
Zamboanga del Norte	23,031			0	0.00			0	0.00	
Zamboanga del Sur	23,637			0	0.00			0	0.00	
Zamboanga Sibugay	18,421			0	0.00			0	0.00	
Dapitan City	2,378			0	0.00			0	0.00	
Dipolog City	3,773			0	0.00			0	0.00	
Isabela City	3,059			0	0.00			0	0.00	
Pagadian City	5,797			0	0.00			0	0.00	
Zamboanga City	25,099			0	0.00			0	0.00	
<b>Region 10</b>	<b>131,148</b>	<b>0</b>	<b>0</b>	<b>0</b>	<b>0.00</b>	<b>0</b>	<b>0</b>	<b>0</b>	<b>0.00</b>	<b>0</b>

Area	Elig. Pop. (Total Pop x 2.7%)	MCV1 (AMV)				MCV 2 (MMR)				Male
		Male	Female	Total	%	Male	Female	Total	%	
<b>PHILIPPINES</b>	<b>2,832,883</b>	<b>38,405</b>	<b>36,931</b>	<b>75,336</b>	<b>2.66</b>	<b>33,634</b>	<b>32,111</b>	<b>65,745</b>	<b>2.32</b>	<b>0</b>
<b>N C R</b>	<b>348,812</b>	<b>38,405</b>	<b>36,931</b>	<b>75,336</b>	<b>21.60</b>	<b>33,634</b>	<b>32,111</b>	<b>65,745</b>	<b>18.85</b>	<b>0</b>
Malabon	9,901	743	766	1,509	15.24	757	659	1,416	14.30	0
Navotas	6,757	1,059	1,037	2,096	31.02	1,115	1,019	2,134	31.58	0
Valenzuela City	16,806	2,325	1,962	4,287	25.51	1,226	1,114	2,340	13.92	0
Caloocan City	42,906	3,015	2,984	5,999	13.98	3,042	3,065	6,107	14.23	0
Bukidnon	29,003			0	0.00			0	0.00	
Camiguin	2,576			0	0.00			0	0.00	
Lanao del Norte	19,169			0	0.00			0	0.00	
Misamis Occidental	9,349			0	0.00			0	0.00	
Misamis Oriental	19,740			0	0.00			0	0.00	
Cagayan de Oro City	18,697			0	0.00			0	0.00	
El Salvador City	1,389			0	0.00			0	0.00	
Gingoog City	3,448			0	0.00			0	0.00	
Iligan City	9,710			0	0.00			0	0.00	
Malaybalay City	4,835			0	0.00			0	0.00	
Oroquieta City	2,026			0	0.00			0	0.00	
Ozamis City	4,061			0	0.00			0	0.00	
Tangub City	1,804			0	0.00			0	0.00	
Valencia City	5,343			0	0.00			0	0.00	
<b>Region 11</b>	<b>139,135</b>	<b>0</b>	<b>0</b>	<b>0</b>	<b>0.00</b>	<b>0</b>	<b>0</b>	<b>0</b>	<b>0.00</b>	<b>0</b>
Compostela Valley	21,386			0	0.00			0	0.00	
Davao del Norte	29,194			0	0.00			0	0.00	

Area	Elig. Pop. (Total Pop x 2.7%)	MCV1 (AMV)				MCV 2 (MMR)				Male
		Male	Female	Total	%	Male	Female	Total	%	
<b>PHILIPPINES</b>	<b>2,832,883</b>	<b>38,405</b>	<b>36,931</b>	<b>75,336</b>	<b>2.66</b>	<b>33,634</b>	<b>32,111</b>	<b>65,745</b>	<b>2.32</b>	<b>0</b>
<b>N C R</b>	<b>348,812</b>	<b>38,405</b>	<b>36,931</b>	<b>75,336</b>	<b>21.60</b>	<b>33,634</b>	<b>32,111</b>	<b>65,745</b>	<b>18.85</b>	<b>0</b>
Malabon	9,901	743	766	1,509	15.24	757	659	1,416	14.30	0
Navotas	6,757	1,059	1,037	2,096	31.02	1,115	1,019	2,134	31.58	0
Valenzuela City	16,806	2,325	1,962	4,287	25.51	1,226	1,114	2,340	13.92	0
Caloocan City	42,906	3,015	2,984	5,999	13.98	3,042	3,065	6,107	14.23	0
Davao del Sur	17,739			0	0.00			0	0.00	
Davao Oriental	8,871			0	0.00			0	0.00	
Davao Occidental	16,151			0	0.00			0	0.00	
Davao City	45,794			0	0.00			0	0.00	
<b>Region 12</b>	<b>129,066</b>	<b>0</b>	<b>0</b>	<b>0</b>	<b>0.00</b>	<b>0</b>	<b>0</b>	<b>0</b>	<b>0.00</b>	<b>0</b>
North Cotabato	38,710			0	0.00			0	0.00	
Sarangani	15,624			0	0.00			0	0.00	
South Cotabato	25,845			0	0.00			0	0.00	
Sultan Kudarat	23,457			0	0.00			0	0.00	
Cotabato City	8,645			0	0.00			0	0.00	
Gen. Santos City	16,785			0	0.00			0	0.00	
<b>A.R.M.M.</b>	<b>105,215</b>	<b>0</b>	<b>0</b>	<b>0</b>	<b>0.00</b>	<b>0</b>	<b>0</b>	<b>0</b>	<b>0.00</b>	<b>0</b>
Basilan	7,530			0	0.00			0	0.00	
Lanao del Sur	24,507			0	0.00			0	0.00	
Maguindanao	30,325			0	0.00			0	0.00	

Area	Elig. Pop. (Total Pop x 2.7%)	MCV1 (AMV)				MCV 2 (MMR)				Male
		Male	Female	Total	%	Male	Female	Total	%	
<b>PHILIPPINES</b>	<b>2,832,883</b>	<b>38,405</b>	<b>36,931</b>	<b>75,336</b>	<b>2.66</b>	<b>33,634</b>	<b>32,111</b>	<b>65,745</b>	<b>2.32</b>	<b>0</b>
<b>N C R</b>	<b>348,812</b>	<b>38,405</b>	<b>36,931</b>	<b>75,336</b>	<b>21.60</b>	<b>33,634</b>	<b>32,111</b>	<b>65,745</b>	<b>18.85</b>	<b>0</b>
Malabon	9,901	743	766	1,509	15.24	757	659	1,416	14.30	0
Navotas	6,757	1,059	1,037	2,096	31.02	1,115	1,019	2,134	31.58	0
Valenzuela City	16,806	2,325	1,962	4,287	25.51	1,226	1,114	2,340	13.92	0
Caloocan City	42,906	3,015	2,984	5,999	13.98	3,042	3,065	6,107	14.23	0
Sulu	23,100			0	0.00			0	0.00	
Tawi-Tawi	11,821			0	0.00			0	0.00	
Lamitan City	2,072			0	0.00			0	0.00	
Marawi City	5,862			0	0.00			0	0.00	
<b>CARAGA</b>	<b>76,372</b>	<b>0</b>	<b>0</b>	<b>0</b>	<b>0.00</b>	<b>0</b>	<b>0</b>	<b>0</b>	<b>0.00</b>	<b>0</b>
Agusan del Norte	10,339			0	0.00			0	0.00	
Agusan del Sur	21,166			0	0.00			0	0.00	
Surigao del Norte	9,321			0	0.00			0	0.00	
Surigao del Sur	14,612			0	0.00			0	0.00	
Province of Dinagat	3,987			0	0.00			0	0.00	
Bislig City	2,775			0	0.00			0	0.00	
Butuan City	9,831			0	0.00			0	0.00	
Surigao City	4,341			0	0.00			0	0.00	

Legend:

0 = No Case

\* = No Report

Fourth Quarter

ROTA 1				ROTA 2			
Male	Female	Total	%	Male	Female	Total	%
0	2	2	0.00	0	1	1	0.00
0	2	2	0.00	0	1	1	0.00
0	0	0	0.00	0	0	0	0.00
0	0	0	0.00	0	0	0	0.00
0	0	0	0.00	0	0	0	0.00
0	0	0	0.00	0	0	0	0.00
0	0	0	0.00	0	0	0	0.00
0	0	0	0.00	0	0	0	0.00
0	0	0	0.00	0	0	0	0.00
0	0	0	0.00	0	0	0	0.00
0	2	2	0.01	0	1	1	0.01
0	0	0	0.00	0	0	0	0.00
0	0	0	0.00	0	0	0	0.00
0	0	0	0.00	0	0	0	0.00
0	0	0	0.00	0	0	0	0.00
0	0	0	0.00	0	0	0	0.00
0	0	0	0.00	0	0	0	0.00
0	0	0	0.00	0	0	0	0.00

\*AMV & MMR corrected 4/20/18

Fourth Quarter

ROTA 1				ROTA 2			
Male	Female	Total	%	Male	Female	Total	%
0	2	2	0.00	0	1	1	0.00
0	2	2	0.00	0	1	1	0.00
0	0	0	0.00	0	0	0	0.00
0	0	0	0.00	0	0	0	0.00
0	0	0	0.00	0	0	0	0.00
0	0	0	0.00	0	0	0	0.00
0	0	0	0.00	0	0	0	0.00
		0	0.00			0	0.00
		0	0.00			0	0.00
		0	0.00			0	0.00
		0	0.00			0	0.00
		0	0.00			0	0.00
		0	0.00			0	0.00
		0	0.00			0	0.00
0	0	0	0.00	0	0	0	0.00
		0	0.00			0	0.00
		0	0.00			0	0.00
		0	0.00			0	0.00
		0	0.00			0	0.00
		0	0.00			0	0.00
		0	0.00			0	0.00
		0	0.00			0	0.00

\*AMV & MMR corrected 4/20/18

Fourth Quarter

ROTA 1				ROTA 2			
Male	Female	Total	%	Male	Female	Total	%
<b>0</b>	<b>2</b>	<b>2</b>	<b>0.00</b>	<b>0</b>	<b>1</b>	<b>1</b>	<b>0.00</b>
<b>0</b>	<b>2</b>	<b>2</b>	<b>0.00</b>	<b>0</b>	<b>1</b>	<b>1</b>	<b>0.00</b>
0	0	0	0.00	0	0	0	0.00
0	0	0	0.00	0	0	0	0.00
0	0	0	0.00	0	0	0	0.00
0	0	0	0.00	0	0	0	0.00
		0	0.00			0	0.00
		0	0.00			0	0.00
		0	0.00			0	0.00
		0	0.00			0	0.00
		0	0.00			0	0.00
		0	0.00			0	0.00
		0	0.00			0	0.00
		0	0.00			0	0.00
		0	0.00			0	0.00
<b>0</b>	<b>0</b>	<b>0</b>	<b>0.00</b>	<b>0</b>	<b>0</b>	<b>0</b>	<b>0.00</b>
		0	0.00			0	0.00
		0	0.00			0	0.00
		0	0.00			0	0.00
		0	0.00			0	0.00
		0	0.00			0	0.00
<b>0</b>	<b>0</b>	<b>0</b>	<b>0.00</b>	<b>0</b>	<b>0</b>	<b>0</b>	<b>0.00</b>

\*AMV & MMR corrected 4/20/18





Fourth Quarter

ROTA 1				ROTA 2			
Male	Female	Total	%	Male	Female	Total	%
0	2	2	0.00	0	1	1	0.00
0	2	2	0.00	0	1	1	0.00
0	0	0	0.00	0	0	0	0.00
0	0	0	0.00	0	0	0	0.00
0	0	0	0.00	0	0	0	0.00
0	0	0	0.00	0	0	0	0.00
0	0	0	0.00	0	0	0	0.00
0	0	0	0.00	0	0	0	0.00
		0	0.00			0	0.00
		0	0.00			0	0.00
		0	0.00			0	0.00
		0	0.00			0	0.00
		0	0.00			0	0.00
		0	0.00			0	0.00
		0	0.00			0	0.00
		0	0.00			0	0.00
		0	0.00			0	0.00
		0	0.00			0	0.00
		0	0.00			0	0.00
		0	0.00			0	0.00
		0	0.00			0	0.00
		0	0.00			0	0.00
		0	0.00			0	0.00
		0	0.00			0	0.00
		0	0.00			0	0.00
		0	0.00			0	0.00
		0	0.00			0	0.00
		0	0.00			0	0.00
		0	0.00			0	0.00
		0	0.00			0	0.00
		0	0.00			0	0.00
		0	0.00			0	0.00
		0	0.00			0	0.00

\*AMV & MMR corrected 4/20/18

Fourth Quarter

ROTA 1				ROTA 2			
Male	Female	Total	%	Male	Female	Total	%
0	2	2	0.00	0	1	1	0.00
0	2	2	0.00	0	1	1	0.00
0	0	0	0.00	0	0	0	0.00
0	0	0	0.00	0	0	0	0.00
0	0	0	0.00	0	0	0	0.00
		0	0.00			0	0.00
		0	0.00			0	0.00
		0	0.00			0	0.00
		0	0.00			0	0.00
		0	0.00			0	0.00
		0	0.00			0	0.00
		0	0.00			0	0.00
		0	0.00			0	0.00
		0	0.00			0	0.00
		0	0.00			0	0.00
		0	0.00			0	0.00
0	0	0	0.00	0	0	0	0.00
		0	0.00			0	0.00
		0	0.00			0	0.00
		0	0.00			0	0.00
		0	0.00			0	0.00
		0	0.00			0	0.00
0	0	0	0.00	0	0	0	0.00

\*AMV & MMR corrected 4/20/18

Fourth Quarter

ROTA 1				ROTA 2			
Male	Female	Total	%	Male	Female	Total	%
0	2	2	0.00	0	1	1	0.00
0	2	2	0.00	0	1	1	0.00
0	0	0	0.00	0	0	0	0.00
0	0	0	0.00	0	0	0	0.00
0	0	0	0.00	0	0	0	0.00
0	0	0	0.00	0	0	0	0.00
		0	0.00			0	0.00
		0	0.00			0	0.00
		0	0.00			0	0.00
		0	0.00			0	0.00
		0	0.00			0	0.00
		0	0.00			0	0.00
		0	0.00			0	0.00
0	0	0	0.00	0	0	0	0.00
		0	0.00			0	0.00
		0	0.00			0	0.00
		0	0.00			0	0.00
		0	0.00			0	0.00
		0	0.00			0	0.00
		0	0.00			0	0.00

\*AMV & MMR corrected 4/20/18

Fourth Quarter

ROTA 1				ROTA 2			
Male	Female	Total	%	Male	Female	Total	%
0	2	2	0.00	0	1	1	0.00
0	2	2	0.00	0	1	1	0.00
0	0	0	0.00	0	0	0	0.00
0	0	0	0.00	0	0	0	0.00
0	0	0	0.00	0	0	0	0.00
0	0	0	0.00	0	0	0	0.00
		0	0.00			0	0.00
		0	0.00			0	0.00
		0	0.00			0	0.00
		0	0.00			0	0.00
		0	0.00			0	0.00
		0	0.00			0	0.00
		0	0.00			0	0.00
		0	0.00			0	0.00
		0	0.00			0	0.00
		0	0.00			0	0.00
		0	0.00			0	0.00
		0	0.00			0	0.00
		0	0.00			0	0.00
		0	0.00			0	0.00
		0	0.00			0	0.00
		0	0.00			0	0.00
0	0	0	0.00	0	0	0	0.00
		0	0.00			0	0.00
		0	0.00			0	0.00
		0	0.00			0	0.00

\*AMV & MMR corrected 4/20/18

Fourth Quarter

ROTA 1				ROTA 2			
Male	Female	Total	%	Male	Female	Total	%
0	2	2	0.00	0	1	1	0.00
0	2	2	0.00	0	1	1	0.00
0	0	0	0.00	0	0	0	0.00
0	0	0	0.00	0	0	0	0.00
0	0	0	0.00	0	0	0	0.00
0	0	0	0.00	0	0	0	0.00
		0	0.00			0	0.00
		0	0.00			0	0.00
		0	0.00			0	0.00
		0	0.00			0	0.00
		0	0.00			0	0.00
		0	0.00			0	0.00
		0	0.00			0	0.00
		0	0.00			0	0.00
		0	0.00			0	0.00
		0	0.00			0	0.00
		0	0.00			0	0.00
		0	0.00			0	0.00
		0	0.00			0	0.00
0	0	0	0.00	0	0	0	0.00
		0	0.00			0	0.00
		0	0.00			0	0.00
		0	0.00			0	0.00
		0	0.00			0	0.00

\*AMV & MMR corrected 4/20/18

Fourth Quarter

ROTA 1				ROTA 2			
Male	Female	Total	%	Male	Female	Total	%
0	2	2	0.00	0	1	1	0.00
0	2	2	0.00	0	1	1	0.00
0	0	0	0.00	0	0	0	0.00
0	0	0	0.00	0	0	0	0.00
0	0	0	0.00	0	0	0	0.00
		0	0.00			0	0.00
		0	0.00			0	0.00
		0	0.00			0	0.00
		0	0.00			0	0.00
		0	0.00			0	0.00
		0	0.00			0	0.00
		0	0.00			0	0.00
		0	0.00			0	0.00
0	0	0	0.00	0	0	0	0.00
		0	0.00			0	0.00
		0	0.00			0	0.00
		0	0.00			0	0.00
		0	0.00			0	0.00
		0	0.00			0	0.00
		0	0.00			0	0.00
0	0	0	0.00	0	0	0	0.00

\*AMV & MMR corrected 4/20/18

Fourth Quarter

ROTA 1				ROTA 2			
Male	Female	Total	%	Male	Female	Total	%
0	2	2	0.00	0	1	1	0.00
0	2	2	0.00	0	1	1	0.00
0	0	0	0.00	0	0	0	0.00
0	0	0	0.00	0	0	0	0.00
0	0	0	0.00	0	0	0	0.00
0	0	0	0.00	0	0	0	0.00
		0	0.00			0	0.00
		0	0.00			0	0.00
		0	0.00			0	0.00
		0	0.00			0	0.00
		0	0.00			0	0.00
		0	0.00			0	0.00
		0	0.00			0	0.00
		0	0.00			0	0.00
		0	0.00			0	0.00
		0	0.00			0	0.00
		0	0.00			0	0.00
		0	0.00			0	0.00
		0	0.00			0	0.00
0	0	0	0.00	0	0	0	0.00
		0	0.00			0	0.00
		0	0.00			0	0.00

\*AMV & MMR corrected 4/20/18



Fourth Quarter

ROTA 1				ROTA 2			
Male	Female	Total	%	Male	Female	Total	%
0	2	2	0.00	0	1	1	0.00
0	2	2	0.00	0	1	1	0.00
0	0	0	0.00	0	0	0	0.00
0	0	0	0.00	0	0	0	0.00
0	0	0	0.00	0	0	0	0.00
		0	0.00			0	0.00
		0	0.00			0	0.00
		0	0.00			0	0.00
		0	0.00			0	0.00
		0	0.00			0	0.00
		0	0.00			0	0.00
0	0	0	0.00	0	0	0	0.00
		0	0.00			0	0.00
		0	0.00			0	0.00
		0	0.00			0	0.00

\*AMV & MMR corrected 4/20/18

Fourth Quarter

ROTA 1				ROTA 2			
Male	Female	Total	%	Male	Female	Total	%
0	2	2	0.00	0	1	1	0.00
0	2	2	0.00	0	1	1	0.00
0	0	0	0.00	0	0	0	0.00
0	0	0	0.00	0	0	0	0.00
0	0	0	0.00	0	0	0	0.00
		0	0.00			0	0.00
		0	0.00			0	0.00
		0	0.00			0	0.00
		0	0.00			0	0.00
		0	0.00			0	0.00
		0	0.00			0	0.00
		0	0.00			0	0.00
0	0	0	0.00	0	0	0	0.00
		0	0.00			0	0.00
		0	0.00			0	0.00
		0	0.00			0	0.00
		0	0.00			0	0.00
		0	0.00			0	0.00
		0	0.00			0	0.00
		0	0.00			0	0.00
		0	0.00			0	0.00

\*AMV & MMR corrected 4/20/18

**Table 2D.5 - Expanded Program on Immunization**  
 Children Given Measles-containing Vaccines (MCV) and Rotavirus Vaccines by Region, Province and City  
 Philippines, 2017

Area	Eligible Pop. (Total Pop x 2.7%)	MCV1 (AMV)				MCV 2 (MMR)				ROTA 1				ROTA 2			
		Male	Female	Total	%	Male	Female	Total	%	Male	Female	Total	%	Male	Female	Total	%
<b>PHILIPPINES</b>	<b>2,832,883</b>	<b>144,950</b>	<b>138,947</b>	<b>283,897</b>	<b>10.02</b>	<b>120,603</b>	<b>116,011</b>	<b>236,614</b>	<b>8.35</b>	<b>65</b>	<b>62</b>	<b>127</b>	<b>0.00</b>	<b>5</b>	<b>7</b>	<b>12</b>	<b>0.00</b>
<b>N C R</b>	<b>348,812</b>	<b>144,950</b>	<b>138,947</b>	<b>283,897</b>	<b>81.39</b>	<b>120,603</b>	<b>116,011</b>	<b>236,614</b>	<b>67.83</b>	<b>65</b>	<b>62</b>	<b>127</b>	<b>0.04</b>	<b>5</b>	<b>7</b>	<b>12</b>	<b>0.00</b>
Malabon	9,901	3,891	3,634	7,525	76.00	3,041	2,772	5,813	58.71	0	0	0	0.00	0	0	0	0.00
Navotas	6,757	3,404	3,420	6,824	100.99	2,997	2,961	5,958	88.17	0	0	0	0.00	0	0	0	0.00
Valenzuela City	16,806	7,101	6,594	13,695	81.49	4,521	4,198	8,719	51.88	0	0	0	0.00	0	0	0	0.00
Caloocan City	42,906	15,567	15,087	30,654	71.44	12,604	12,274	24,878	57.98	0	0	0	0.00	0	0	0	0.00
Marikina City	12,209	3,414	3,128	6,542	53.58	2,865	2,738	5,603	45.89	0	0	0	0.00	0	0	0	0.00
Pasig City	20,459	8,284	7,991	16,275	79.55	6,460	6,044	12,504	61.12	0	0	0	0.00	0	0	0	0.00
Pateros	1,729	545	552	1,097	63.44	515	530	1,045	60.43	0	0	0	0.00	0	0	0	0.00
Taguig	21,803	11,160	10,718	21,878	100.34	8,458	7,744	16,202	74.31	0	0	0	0.00	0	0	0	0.00
Quezon City	79,532	44,682	44,593	89,275	112.25	40,604	41,162	81,766	102.81	0	0	0	0.00	0	0	0	0.00
Makati City	15,781	4,026	3,715	7,741	49.05	3,834	3,412	7,246	45.92	1	5	6	0.04	0	3	3	0.02
Mandaluyong City	10,463	5,070	4,211	9,281	88.70	3,479	3,136	6,615	63.22	0	0	0	0.00	0	0	0	0.00
San Juan	3,310	1,560	1,410	2,970	89.74	1,059	1,024	2,083	62.94	0	0	0	0.00	0	0	0	0.00
Manila City	48,220	13,908	12,873	26,781	55.54	11,647	10,747	22,394	46.44	51	39	90	0.19	0	0	0	0.00
Las Piñas City	15,952	5,180	4,879	10,059	63.06	4,630	4,226	8,856	55.52	0	1	1	0.01	0	1	1	0.01
Muntinlupa City	13,666	5,878	5,686	11,564	84.62	4,744	4,442	9,186	67.22	0	0	0	0.00	0	0	0	0.00
Parañaque City	18,035	7,166	6,707	13,873	76.92	5,562	5,307	10,869	60.26	0	0	0	0.00	0	0	0	0.00
Pasay City	11,283	4,114	3,749	7,863	69.69	3,583	3,294	6,877	60.95	13	17	30	0.27	5	3	8	0.07

Area	Population
<b>PHILIPPINES</b>	<b>104,921,600</b>
<b>N C R</b>	<b>12,918,977</b>
Malabon	366,709
Navotas	250,271
Valenzuela City	622,432
Caloocan City	1,589,110
Marikina City	452,201
Pasig City	757,747
Pateros	64,047
Taguig	807,523
Quezon City	2,945,629
Makati City	584,490
Mandaluyong City	387,528
San Juan	122,576
Manila City	1,785,917
Las Piñas City	590,802
Muntinlupa City	506,144
Parañaque City	667,979
Pasay City	417,872
<b>C A R</b>	<b>1,847,347</b>
Abra	256,026
Apayao	131,153
Benguet	464,636
Ifugao	223,352
Kalinga	233,593
Mt. Province	178,971
Baguio City	359,616
<b>Region 1</b>	<b>5,263,258</b>
Ilocos Note	484,494
Ilocos Sur	589,290

La Union	681,693
Pangasinan	2,532,532
Alaminos City	95,689
Candon City	62,112
Dagupan City	182,690
Laoag City	111,710
San Carlos City	201,143
San Fernando City	124,900
Urdaneta City	141,803
Vigan City	55,202
<b>Region 2</b>	<b>3,595,622</b>
Batanes	18,971
Cagayan	1,078,135
Isabela	1,230,706
Nueva Vizcaya	477,778
Quirino	205,567
Cauayan City	134,673
Iligan City	151,356
Santiago City	140,191
Tuguegarao City	158,245
<b>Region 3</b>	<b>11,427,140</b>
Aurora	237,604
Bataan	671,252
Bulacan	2,333,965
Nueva Ecija	1,480,580
Pampanga	1,639,177
Tarlac	1,052,247
Zambales	607,963
Angeles City	411,264
Balanga City	97,024
Cabanatuan City	303,032
City of San Fernando	306,383
Gapan City	110,595
Mabalacat City	250,573
Malolos City	260,690
Meycauayan City	216,230
Olongapo	239,790
Palayan City	41,150
San Jose City	140,108
San Jose del Monte City	593,712
Science City of Munoz	81,699

Tarlac City	352,102
<b>Region 4A</b>	<b>14,659,354</b>
Batangas	1,849,727
Cavite	1,370,415
Laguna	1,013,373
Quezon	1,850,661
Rizal	2,169,034
Antipolo City	798,926
Bacoor City	600,403
Batangas City	328,280
Biñan City	339,800
Cabuyao City	315,023
Calamba City	463,727
Cavite City	102,771
Dasmariñas City	658,793
General Trias City	314,195
Imus City	403,647
Lipa City	330,780
Lucena City	280,472
San Pablo City	271,478
San Pedro City	332,434
Santa Rosa City	360,960
Tagaytay City	71,157
Tanauan City	172,528
Tayabas City	105,110
Trece Martires City	155,660
<b>Region 4B</b>	<b>3,216,467</b>
Marinduque	259,577
Mindoro Occidental	533,874
Mindoro Oriental	917,824
Palawan	906,323
Romblon	326,679
Puerto Princesa City	272,190
<b>Region 5</b>	<b>6,266,653</b>
Albay	1,194,430
Camarines Norte	629,884
Camarines Sur	1,786,113
Catanduanes	287,041
Masbate	958,009
Sorsogon	866,924

Iriga City	121,360
Legaspi City	210,047
Naga City	212,845
<b>Region 6</b>	<b>7,919,888</b>
Aklan	600,348
Antique	632,798
Capiz	612,662
Guimaras	182,501
Iloilo	1,918,628
Negros Occidental	1,125,762
Bacolod City	597,740
Bago City	181,895
Cadiz City	164,599
Escalante City	100,075
Himamaylan City	113,702
Iloilo City	463,139
Kabankalan City	193,593
La Carlota City	68,584
Passi City	83,267
Roxas City	172,140
Sagay City	155,600
San Carlos City	140,996
Silay City	135,032
Sipalay City	74,543
Talisay City	108,738
Victorias City	93,546
<b>Region 7</b>	<b>7,689,735</b>
Bohol	1,323,414
Cebu	2,440,782
Negros Oriental	953,432
Siquijor	104,634
Bais City	81,328
Bayawan City	125,684
Canlaon City	58,108
Cebu City	936,521
Danao City	138,528
Dumaguete City	140,050
Lapu-Lapu City	414,265
Mandaue City	368,121
Tagbilaran City	115,039
Talisay City	231,077

Tanjay City	85,849
Toledo City	172,903
<b>Region 8</b>	<b>4,704,894</b>
Biliran	191,837
Eastern Samar	494,944
Northern Leyte	1,558,603
Northern Samar	689,007
Southern Leyte	361,717
Western Samar	645,788
Calbayog City	198,999
Maasin City	92,056
Ormoc City	222,004
Tacloban City	249,939
<b>Region 9</b>	<b>3,896,152</b>
Zamboanga del Norte	853,006
Zamboanga del Sur	875,453
Zamboanga Sibugay	682,270
Dapitan City	88,075
Dipolog City	139,734
Isabela City	113,312
Pagadian City	214,717
Zamboanga City	929,585
<b>Region 10</b>	<b>4,857,341</b>
Bukidnon	1,074,188
Camiguin	95,407
Lanao del Norte	709,977
Misamis Occidental	346,249
Misamis Oriental	731,104
Cagayan de Oro City	692,476
El Salvador City	51,431
Gingoog City	127,695
Iligan City	359,629
Malaybalay City	179,056
Oroquieta City	75,030
Ozamis City	150,393
Tangub City	66,816
Valencia City	197,890
<b>Region 11</b>	<b>5,153,130</b>



Compostela Valley	792,056
Davao del Norte	1,081,260
Davao del Sur	657,018
Davao Occidental	328,560
Davao Oriental	598,176
Davao City	1,696,060
<b>Region 12</b>	<b>4,780,211</b>
North Cotabato	1,433,708
Sarangani	578,658
South Cotabato	957,215
Sultan Kudarat	868,777
Cotabato City	320,178
Gen. Santos City	621,675
<b>A.R.M.M.</b>	<b>3,896,848</b>
Basilan	278,875
Lanao del Sur	907,663
Maguindanao	1,123,143
Sulu	855,540
Tawi-Tawi	437,801
Lamitan City	76,729
Marawi City	217,097
<b>CARAGA</b>	<b>2,828,583</b>
Agusan del Norte	382,932
Agusan del Sur	783,933
Surigao del Norte	345,210
Surigao del Sur	541,169
Province of Dinagat	147,679
Bislig City	102,789
Butuan City	364,093
Surigao City	160,778

*Projected Population*

Area	Elig. Pop. (Total)	MCV1 (AMV)				MCV 2 (MMR)		
		Male	Female	Total	%	Male	Female	Total
Philippines	2,832,883	144,950	138,947	283,897	10.02	120,603	116,011	236,614
NCR	348,812	144,950	138,947	283,897	81.39	120,603	116,011	236,614
CAR	49,878	0	0	0	0.00	-	-	-
Region 1	142,108	0	0	0	0.00	-	-	-
Region 2	97,082	0	0	0	0.00	-	-	-
Region 3	308,533	0	0	0	0.00	-	-	-
Region 4A	395,803	0	0	0	0.00	-	-	-
Region 4B	86,845	0	0	0	0.00	-	-	-
Region 5	169,200	0	0	0	0.00	-	-	-
Region 6	213,837	0	0	0	0.00	-	-	-
Region 7	207,623	0	0	0	0.00	-	-	-
Region 8	127,032	0	0	0	0.00	-	-	-
Region 9	105,196	0	0	0	0.00	-	-	-
Region 10	131,148	0	0	0	0.00	-	-	-
Region 11	139,135	0	0	0	0.00	-	-	-
Region 12	129,066	0	0	0	0.00	-	-	-
ARMM	105,215	0	0	0	0.00	-	-	-
CARAGA	76,372	0	0	0	0.00	-	-	-



Figure 2D.15

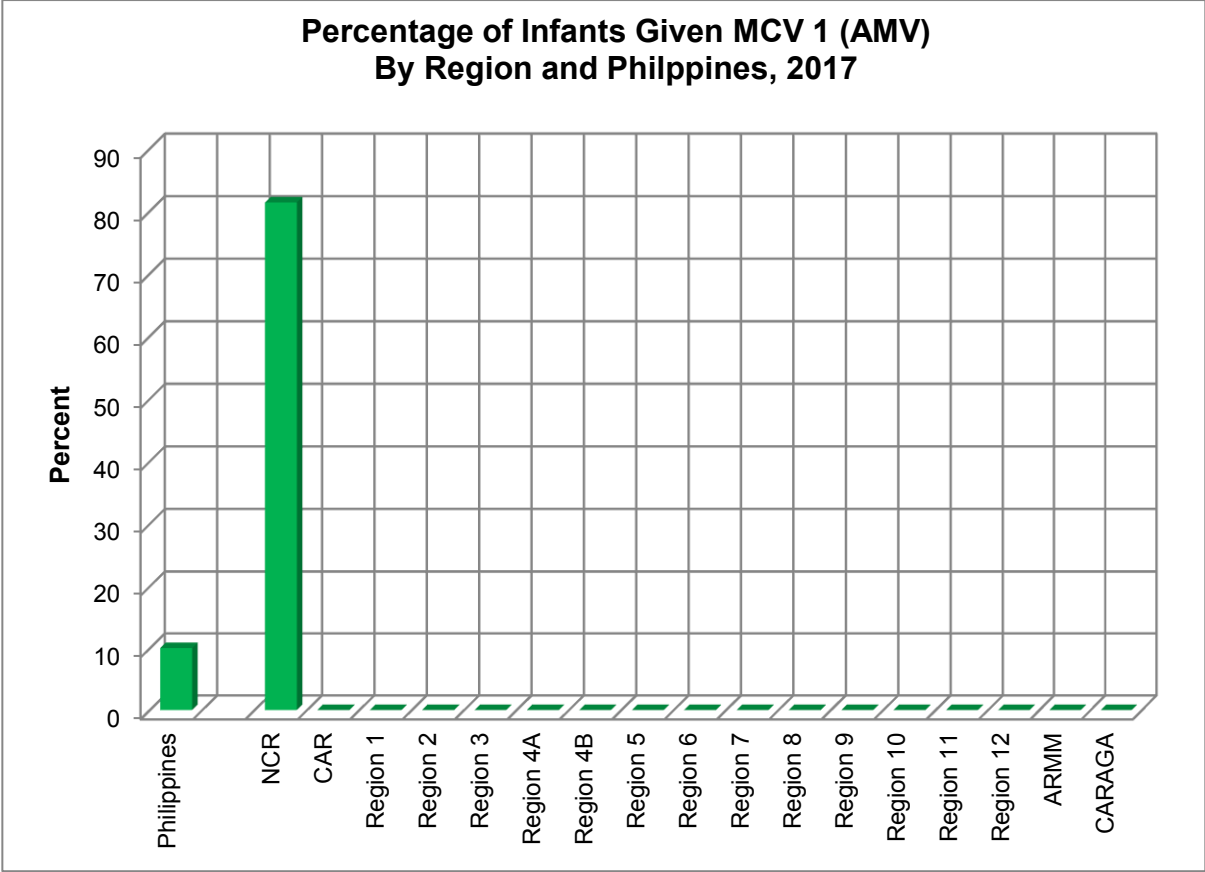


Figure 2D.16

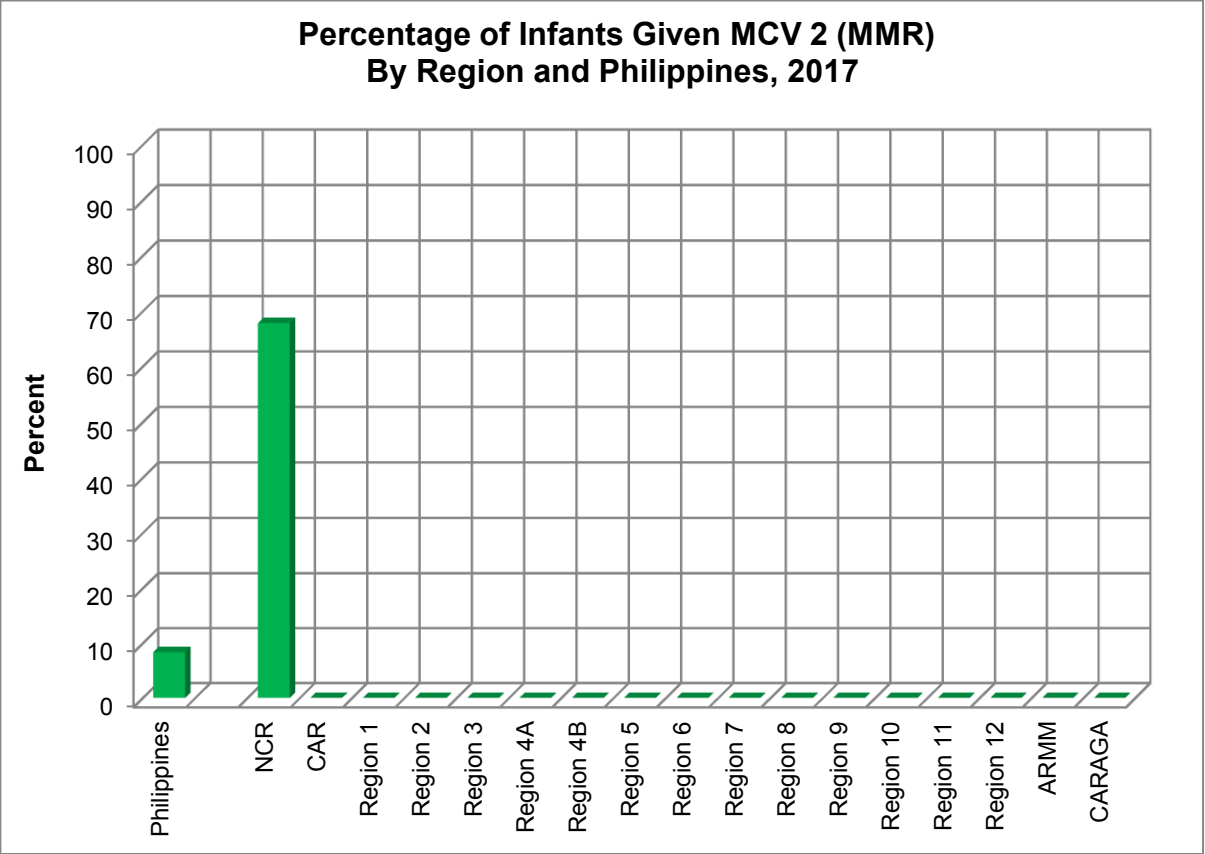


Figure 2D.17

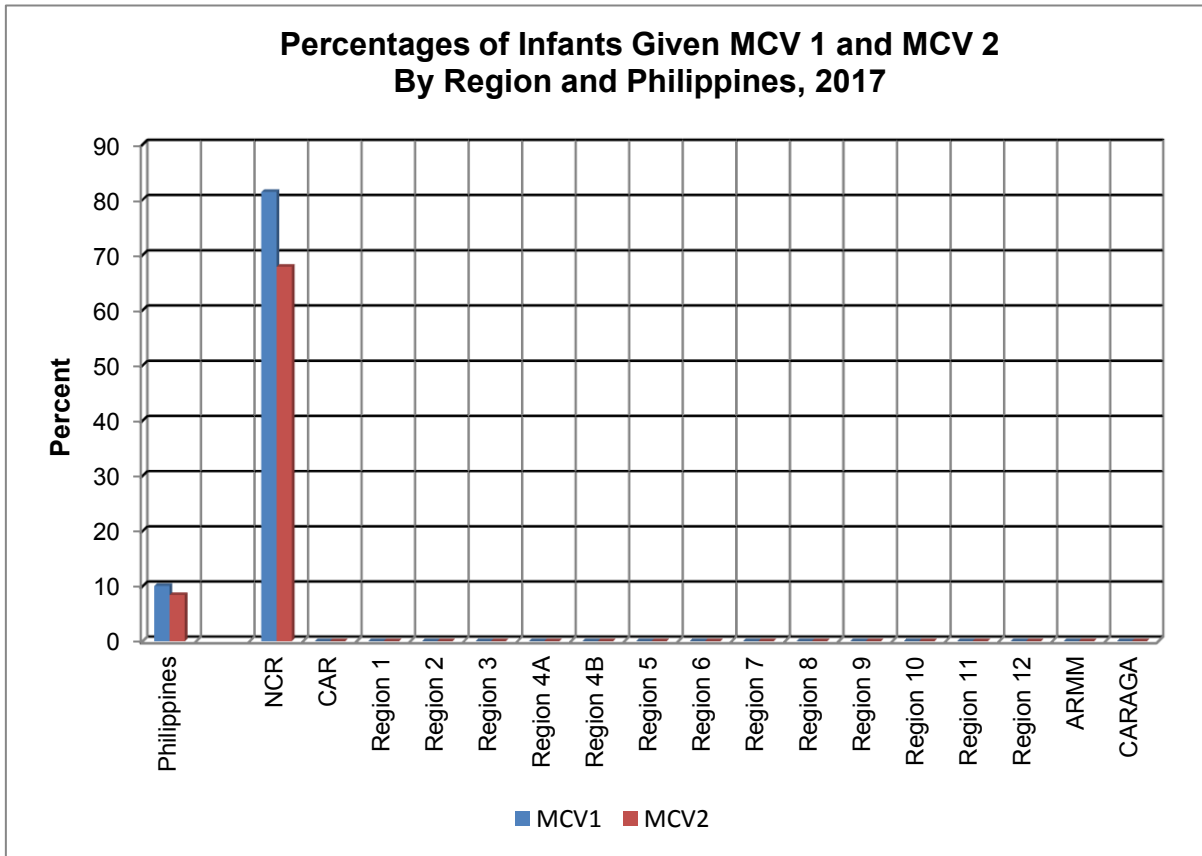


Figure 2D.18

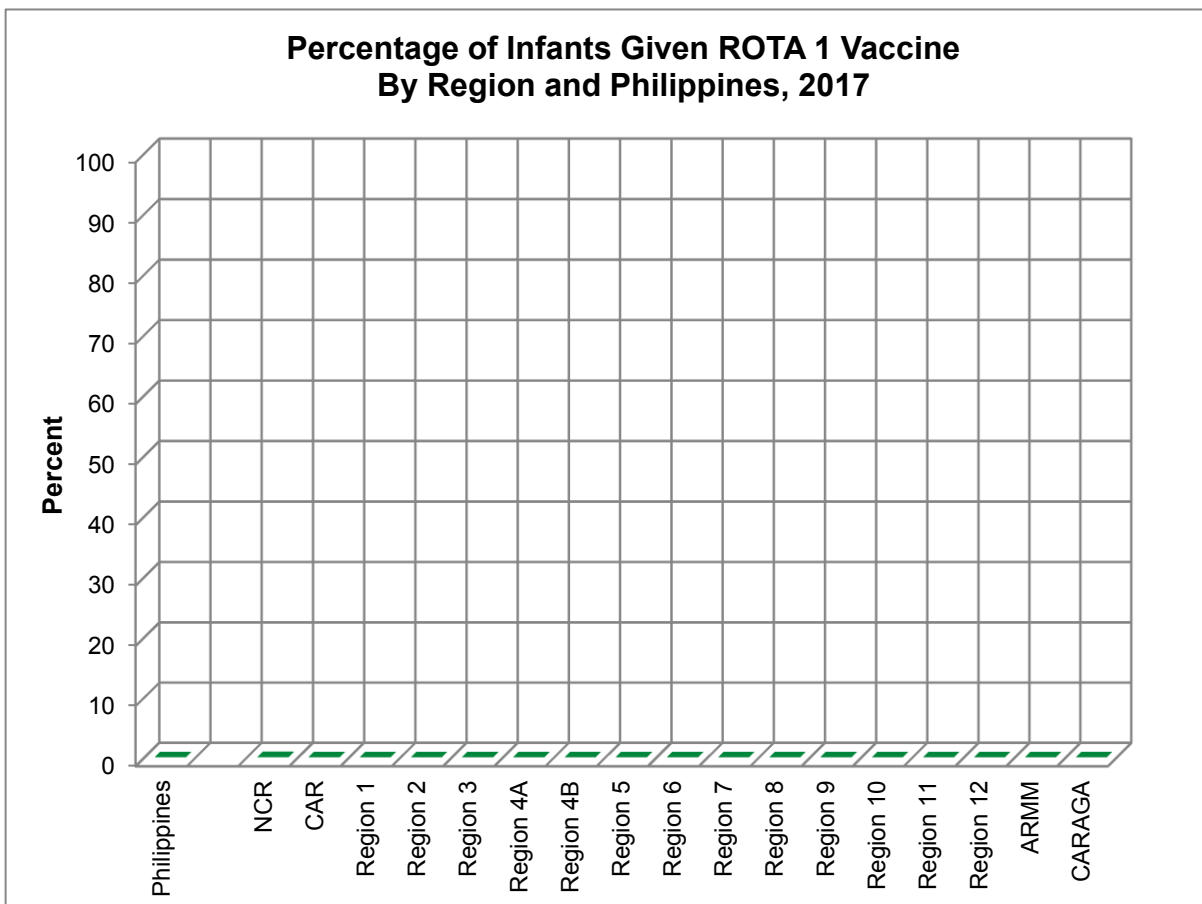


Figure 2D.19

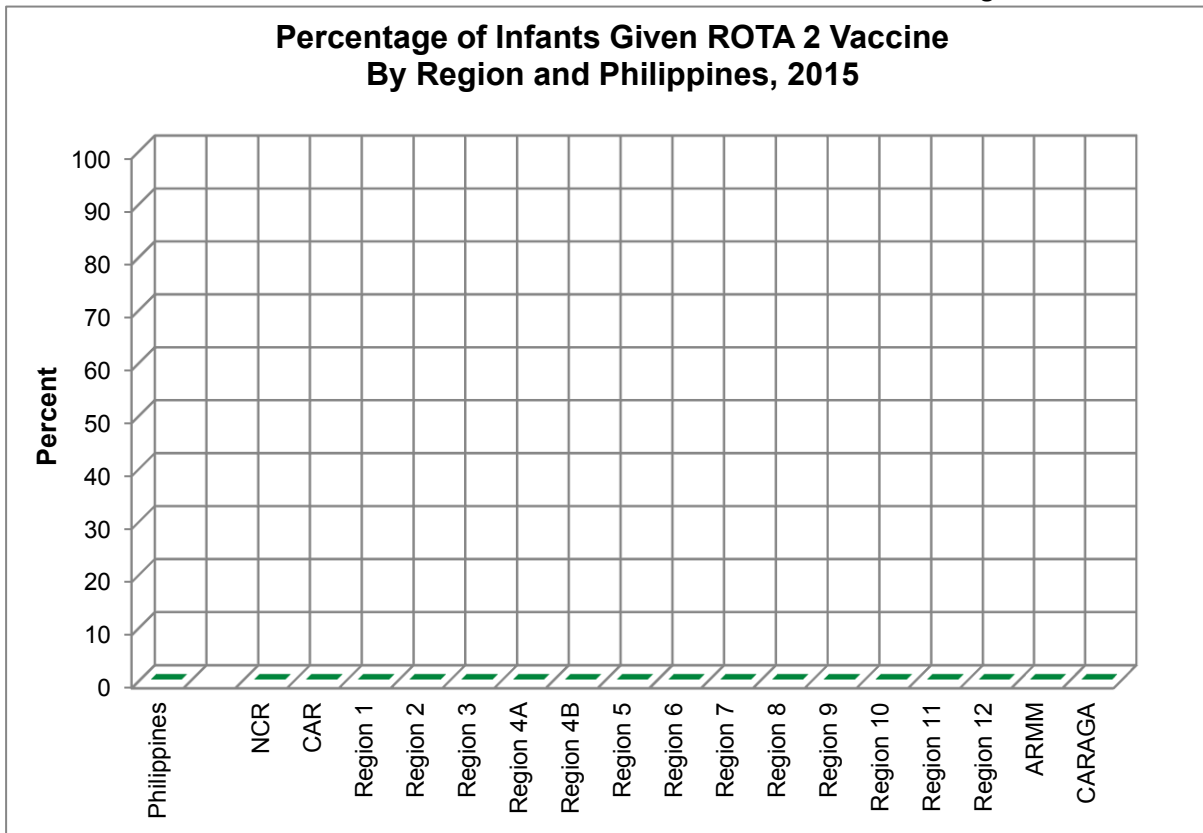


Figure 2D.20

