

Table 2D.4 - CHILD CARE
 2017 - Quarterly Report
 Children given Oral Polio Vaccine (OPV)

Area	Elig. Pop. (Total Pop. X 2.7%)	OPV 1				OPV 2				OP	
		Male	Female	Total	%	Male	Female	Total	%	Male	Female
PHILIPPINES	2,832,883	29,650	28,023	57,673	2.04	28,060	26,754	54,814	1.93	28,422	27,454
N C R	348,812	29,650	28,023	57,673	16.53	28,060	26,754	54,814	15.71	28,422	27,454
Malabon	9,901	680	586	1,266	12.79	655	622	1,277	12.90	695	663
Navotas	6,757	222	221	443	6.56	208	208	416	6.16	233	221
Valenzuela City	16,806	1,141	1,167	2,308	13.73	1,039	1,010	2,049	12.19	1,081	1,075
Caloocan City	42,906	3,723	3,650	7,373	17.18	3,478	3,351	6,829	15.92	4,167	4,147
Marikina City	12,209	1,111	958	2,069	16.95	1,069	939	2,008	16.45	1,024	942
Pasig City	20,459	1,581	1,526	3,107	15.19	1,459	1,417	2,876	14.06	1,317	1,344
Pateros	1,729	119	123	242	13.99	107	115	222	12.84	102	96
Taguig	21,803	1,842	1,759	3,601	16.52	1,670	1,549	3,219	14.76	1,438	1,452
Quezon City	79,532	9,250	8,894	18,144	22.81	8,482	8,379	16,861	21.20	8,464	8,288
Makati City	15,781	1,037	966	2,003	12.69	1,043	984	2,027	12.84	1,156	1,092
Mandaluyong City	10,463	725	607	1,332	12.73	613	542	1,155	11.04	729	607
San Juan	3,310	298	225	523	15.80	296	253	549	16.59	288	261
Manila City	48,220	3,075	2,797	5,872	12.18	3,012	2,803	5,815	12.06	2,985	2,715
Las Piñas City	15,952	1,228	1,157	2,385	14.95	1,355	1,164	2,519	15.79	1,269	1,191
Muntinlupa City	13,666	866	834	1,700	12.44	827	776	1,603	11.73	834	850
Parañaque City	18,035	1,892	1,778	3,670	20.35	1,928	1,842	3,770	20.90	1,840	1,741
Pasay City	11,283	860	775	1,635	14.49	819	800	1,619	14.35	800	769

Area	Elig. Pop. (Total Pop. X 2.7%)	OPV 1				OPV 2				OP	
		Male	Female	Total	%	Male	Female	Total	%	Male	Female
PHILIPPINES	2,832,883	29,650	28,023	57,673	2.04	28,060	26,754	54,814	1.93	28,422	27,454
N C R	348,812	29,650	28,023	57,673	16.53	28,060	26,754	54,814	15.71	28,422	27,454
Malabon	9,901	680	586	1,266	12.79	655	622	1,277	12.90	695	663
Navotas	6,757	222	221	443	6.56	208	208	416	6.16	233	221
Valenzuela City	16,806	1,141	1,167	2,308	13.73	1,039	1,010	2,049	12.19	1,081	1,075
Caloocan City	42,906	3,723	3,650	7,373	17.18	3,478	3,351	6,829	15.92	4,167	4,147
C A R	49,878	0	0	0	0.00	0	0	0	0.00	0	0
Abra	6,913			0	0.00			0	0.00		
Apayao	3,541			0	0.00			0	0.00		
Benguet	12,545			0	0.00			0	0.00		
Ifugao	6,031			0	0.00			0	0.00		
Kalinga	6,307			0	0.00			0	0.00		
Mt. Province	4,832			0	0.00			0	0.00		
Baguio City	9,710			0	0.00			0	0.00		
Region 1	142,108	0	0	0	0.00	0	0	0	0.00	0	0
Ilocos Norte	13,081			0	0.00			0	0.00		
Ilocos Sur	15,911			0	0.00			0	0.00		
La Union	18,406			0	0.00			0	0.00		
Pangasinan	68,378			0	0.00			0	0.00		

Area	Elig. Pop. (Total Pop. X 2.7%)	OPV 1				OPV 2				OP	
		Male	Female	Total	%	Male	Female	Total	%	Male	Female
PHILIPPINES	2,832,883	29,650	28,023	57,673	2.04	28,060	26,754	54,814	1.93	28,422	27,454
N C R	348,812	29,650	28,023	57,673	16.53	28,060	26,754	54,814	15.71	28,422	27,454
Malabon	9,901	680	586	1,266	12.79	655	622	1,277	12.90	695	663
Navotas	6,757	222	221	443	6.56	208	208	416	6.16	233	221
Valenzuela City	16,806	1,141	1,167	2,308	13.73	1,039	1,010	2,049	12.19	1,081	1,075
Caloocan City	42,906	3,723	3,650	7,373	17.18	3,478	3,351	6,829	15.92	4,167	4,147
Alaminos City	2,584			0	0.00			0	0.00		
Candon City	1,677			0	0.00			0	0.00		
Dagupan City	4,933			0	0.00			0	0.00		
Laoag City	3,016			0	0.00			0	0.00		
San Carlos City	5,431			0	0.00			0	0.00		
San Fernando City	3,372			0	0.00			0	0.00		
Urdaneta City	3,829			0	0.00			0	0.00		
Vigan City	1,490			0	0.00			0	0.00		
Region 2	97,082	0	0	0	0.00	0	0	0	0.00	0	0
Batanes	512			0	0.00			0	0.00		
Cagayan	29,110			0	0.00			0	0.00		
Isabela	33,229			0	0.00			0	0.00		
Nueva Vizcaya	12,900			0	0.00			0	0.00		
Quirino	5,550			0	0.00			0	0.00		
Cauayan City	3,636			0	0.00			0	0.00		
Ilagan City	4,087			0	0.00			0	0.00		

Area	Elig. Pop. (Total Pop. X 2.7%)	OPV 1				OPV 2				OP	
		Male	Female	Total	%	Male	Female	Total	%	Male	Female
PHILIPPINES	2,832,883	29,650	28,023	57,673	2.04	28,060	26,754	54,814	1.93	28,422	27,454
N C R	348,812	29,650	28,023	57,673	16.53	28,060	26,754	54,814	15.71	28,422	27,454
Malabon	9,901	680	586	1,266	12.79	655	622	1,277	12.90	695	663
Navotas	6,757	222	221	443	6.56	208	208	416	6.16	233	221
Valenzuela City	16,806	1,141	1,167	2,308	13.73	1,039	1,010	2,049	12.19	1,081	1,075
Caloocan City	42,906	3,723	3,650	7,373	17.18	3,478	3,351	6,829	15.92	4,167	4,147
Santiago City	3,785			0	0.00			0	0.00		
Tuguegarao City	4,273			0	0.00			0	0.00		
Region 3	308,533	0	0	0	0.00	0	0	0	0.00	0	0
Aurora	6,415			0	0.00			0	0.00		
Bataan	18,124			0	0.00			0	0.00		
Bulacan	63,017			0	0.00			0	0.00		
Nueva Ecija	39,976			0	0.00			0	0.00		
Pampanga	44,258			0	0.00			0	0.00		
Tarlac	28,411			0	0.00			0	0.00		
Zambales	16,415			0	0.00			0	0.00		
Angeles City	11,104			0	0.00			0	0.00		
Balanga City	2,620			0	0.00			0	0.00		
Cabanatuan City	8,182			0	0.00			0	0.00		
City of San Fernando	8,272			0	0.00			0	0.00		
Gapan City	2,986			0	0.00			0	0.00		
Mabalacat City	6,765			0	0.00			0	0.00		

Area	Elig. Pop. (Total Pop. X 2.7%)	OPV 1				OPV 2				OP	
		Male	Female	Total	%	Male	Female	Total	%	Male	Female
PHILIPPINES	2,832,883	29,650	28,023	57,673	2.04	28,060	26,754	54,814	1.93	28,422	27,454
N C R	348,812	29,650	28,023	57,673	16.53	28,060	26,754	54,814	15.71	28,422	27,454
Malabon	9,901	680	586	1,266	12.79	655	622	1,277	12.90	695	663
Navotas	6,757	222	221	443	6.56	208	208	416	6.16	233	221
Valenzuela City	16,806	1,141	1,167	2,308	13.73	1,039	1,010	2,049	12.19	1,081	1,075
Caloocan City	42,906	3,723	3,650	7,373	17.18	3,478	3,351	6,829	15.92	4,167	4,147
Malolos City	7,039			0	0.00			0	0.00		
Meycauayan	5,838			0	0.00			0	0.00		
Olongapo	6,474			0	0.00			0	0.00		
Palayan City	1,111			0	0.00			0	0.00		
San Jose City	3,783			0	0.00			0	0.00		
San Jose del Monte City	16,030			0	0.00			0	0.00		
Science City of Munoz	2,206			0	0.00			0	0.00		
Tarlac City	9,507			0	0.00			0	0.00		
Region 4A	395,803	0	0	0	0.00	0	0	0	0.00	0	0
Batangas	49,943			0	0.00			0	0.00		
Cavite	37,001			0	0.00			0	0.00		
Laguna	27,361			0	0.00			0	0.00		
Quezon	49,968			0	0.00			0	0.00		
Rizal	58,564			0	0.00			0	0.00		
Antipolo City	21,571			0	0.00			0	0.00		
Bacoor City	16,211			0	0.00			0	0.00		

Area	Elig. Pop. (Total Pop. X 2.7%)	OPV 1				OPV 2				OP	
		Male	Female	Total	%	Male	Female	Total	%	Male	Female
PHILIPPINES	2,832,883	29,650	28,023	57,673	2.04	28,060	26,754	54,814	1.93	28,422	27,454
N C R	348,812	29,650	28,023	57,673	16.53	28,060	26,754	54,814	15.71	28,422	27,454
Malabon	9,901	680	586	1,266	12.79	655	622	1,277	12.90	695	663
Navotas	6,757	222	221	443	6.56	208	208	416	6.16	233	221
Valenzuela City	16,806	1,141	1,167	2,308	13.73	1,039	1,010	2,049	12.19	1,081	1,075
Caloocan City	42,906	3,723	3,650	7,373	17.18	3,478	3,351	6,829	15.92	4,167	4,147
Batangas City	8,864			0	0.00			0	0.00		
Biñan City	9,175			0	0.00			0	0.00		
Cabuyao City	8,506			0	0.00			0	0.00		
Calamba City	12,521			0	0.00			0	0.00		
Cavite City	2,775			0	0.00			0	0.00		
Dasmariñas City	17,787			0	0.00			0	0.00		
General Trias City	8,483			0	0.00			0	0.00		
Imus City	10,898			0	0.00			0	0.00		
Lipa City	8,931			0	0.00			0	0.00		
Lucena City	7,573			0	0.00			0	0.00		
San Pablo City	7,330			0	0.00			0	0.00		
San Pedro City	8,976			0	0.00			0	0.00		
Santa Rosa City	9,746			0	0.00			0	0.00		
Tagaytay City	1,921			0	0.00			0	0.00		
Tanauan City	4,658			0	0.00			0	0.00		
Tayabas City	2,838			0	0.00			0	0.00		
Trece Martires City	4,203			0	0.00			0	0.00		
Region 4B	86,845	0	0	0	0.00	0	0	0	0.00	0	0

Area	Elig. Pop. (Total Pop. X 2.7%)	OPV 1				OPV 2				OP	
		Male	Female	Total	%	Male	Female	Total	%	Male	Female
PHILIPPINES	2,832,883	29,650	28,023	57,673	2.04	28,060	26,754	54,814	1.93	28,422	27,454
N C R	348,812	29,650	28,023	57,673	16.53	28,060	26,754	54,814	15.71	28,422	27,454
Malabon	9,901	680	586	1,266	12.79	655	622	1,277	12.90	695	663
Navotas	6,757	222	221	443	6.56	208	208	416	6.16	233	221
Valenzuela City	16,806	1,141	1,167	2,308	13.73	1,039	1,010	2,049	12.19	1,081	1,075
Caloocan City	42,906	3,723	3,650	7,373	17.18	3,478	3,351	6,829	15.92	4,167	4,147
Marinduque	7,009			0	0.00			0	0.00		
Mindoro Occidental	14,415			0	0.00			0	0.00		
Mindoro Oriental	24,781			0	0.00			0	0.00		
Palawan	24,471			0	0.00			0	0.00		
Romblon	8,820			0	0.00			0	0.00		
Puerto Princesa City	7,349			0	0.00			0	0.00		
Region 5	169,200	0	0	0	0.00	0	0	0	0.00	0	0
Albay	32,250			0	0.00			0	0.00		
Camarines Norte	17,007			0	0.00			0	0.00		
Camarines Sur	48,225			0	0.00			0	0.00		
Catanduanes	7,750			0	0.00			0	0.00		
Masbate	25,866			0	0.00			0	0.00		
Sorsogon	23,407			0	0.00			0	0.00		
Iriga City	3,277			0	0.00			0	0.00		

Area	Elig. Pop. (Total Pop. X 2.7%)	OPV 1				OPV 2				OP	
		Male	Female	Total	%	Male	Female	Total	%	Male	Female
PHILIPPINES	2,832,883	29,650	28,023	57,673	2.04	28,060	26,754	54,814	1.93	28,422	27,454
N C R	348,812	29,650	28,023	57,673	16.53	28,060	26,754	54,814	15.71	28,422	27,454
Malabon	9,901	680	586	1,266	12.79	655	622	1,277	12.90	695	663
Navotas	6,757	222	221	443	6.56	208	208	416	6.16	233	221
Valenzuela City	16,806	1,141	1,167	2,308	13.73	1,039	1,010	2,049	12.19	1,081	1,075
Caloocan City	42,906	3,723	3,650	7,373	17.18	3,478	3,351	6,829	15.92	4,167	4,147
Legaspi City	5,671			0	0.00			0	0.00		
Naga City	5,747			0	0.00			0	0.00		
Region 6	213,837	0	0	0	0.00	0	0	0	0.00	0	0
Aklan	16,209			0	0.00			0	0.00		
Antique	17,086			0	0.00			0	0.00		
Capiz	16,542			0	0.00			0	0.00		
Guimaras	4,928			0	0.00			0	0.00		
Iloilo	51,803			0	0.00			0	0.00		
Negros Occidental	30,396			0	0.00			0	0.00		
Bacolod City	16,139			0	0.00			0	0.00		
Bago City	4,911			0	0.00			0	0.00		
Cadiz City	4,444			0	0.00			0	0.00		
Escalante City	2,702			0	0.00			0	0.00		
Himamaylan City	3,070			0	0.00			0	0.00		
Iloilo City	12,505			0	0.00			0	0.00		
Kabankalan City	5,227			0	0.00			0	0.00		

Area	Elig. Pop. (Total Pop. X 2.7%)	OPV 1				OPV 2				OP	
		Male	Female	Total	%	Male	Female	Total	%	Male	Female
PHILIPPINES	2,832,883	29,650	28,023	57,673	2.04	28,060	26,754	54,814	1.93	28,422	27,454
N C R	348,812	29,650	28,023	57,673	16.53	28,060	26,754	54,814	15.71	28,422	27,454
Malabon	9,901	680	586	1,266	12.79	655	622	1,277	12.90	695	663
Navotas	6,757	222	221	443	6.56	208	208	416	6.16	233	221
Valenzuela City	16,806	1,141	1,167	2,308	13.73	1,039	1,010	2,049	12.19	1,081	1,075
Caloocan City	42,906	3,723	3,650	7,373	17.18	3,478	3,351	6,829	15.92	4,167	4,147
La Carlota City	1,852			0	0.00			0	0.00		
Passi City	2,248			0	0.00			0	0.00		
Roxas City	4,648			0	0.00			0	0.00		
Sagay City	4,201			0	0.00			0	0.00		
San Carlos City	3,807			0	0.00			0	0.00		
Silay City	3,646			0	0.00			0	0.00		
Sipalay City	2,013			0	0.00			0	0.00		
Talisay City	2,936			0	0.00			0	0.00		
Victorias City	2,526			0	0.00			0	0.00		
Region 7	207,623	0	0	0	0.00	0	0	0	0.00	0	0
Bohol	35,732			0	0.00			0	0.00		
Cebu	65,901			0	0.00			0	0.00		
Negros Oriental	25,743			0	0.00			0	0.00		
Siquijor	2,825			0	0.00			0	0.00		
Bais City	2,196			0	0.00			0	0.00		
Bayawan City	3,393			0	0.00			0	0.00		

Area	Elig. Pop. (Total Pop. X 2.7%)	OPV 1				OPV 2				OP	
		Male	Female	Total	%	Male	Female	Total	%	Male	Female
PHILIPPINES	2,832,883	29,650	28,023	57,673	2.04	28,060	26,754	54,814	1.93	28,422	27,454
N C R	348,812	29,650	28,023	57,673	16.53	28,060	26,754	54,814	15.71	28,422	27,454
Malabon	9,901	680	586	1,266	12.79	655	622	1,277	12.90	695	663
Navotas	6,757	222	221	443	6.56	208	208	416	6.16	233	221
Valenzuela City	16,806	1,141	1,167	2,308	13.73	1,039	1,010	2,049	12.19	1,081	1,075
Caloocan City	42,906	3,723	3,650	7,373	17.18	3,478	3,351	6,829	15.92	4,167	4,147
Canlaon City	1,569			0	0.00			0	0.00		
Cebu City	25,286			0	0.00			0	0.00		
Danao City	3,740			0	0.00			0	0.00		
Dumaguete City	3,781			0	0.00			0	0.00		
Lapu-Lapu City	11,185			0	0.00			0	0.00		
Mandaue City	9,939			0	0.00			0	0.00		
Tagbilaran City	3,106			0	0.00			0	0.00		
Talisay City	6,239			0	0.00			0	0.00		
Tanjay City	2,318			0	0.00			0	0.00		
Toledo City	4,668			0	0.00			0	0.00		
Region 8	127,032	0	0	0	0.00	0	0	0	0.00	0	0
Biliran	5,180			0	0.00			0	0.00		
Eastern Samar	13,363			0	0.00			0	0.00		
Northern Leyte	42,082			0	0.00			0	0.00		
Northern Samar	18,603			0	0.00			0	0.00		
Southern Leyte	9,766			0	0.00			0	0.00		
Western Samar	17,436			0	0.00			0	0.00		

Area	Elig. Pop. (Total Pop. X 2.7%)	OPV 1				OPV 2				OP	
		Male	Female	Total	%	Male	Female	Total	%	Male	Female
PHILIPPINES	2,832,883	29,650	28,023	57,673	2.04	28,060	26,754	54,814	1.93	28,422	27,454
N C R	348,812	29,650	28,023	57,673	16.53	28,060	26,754	54,814	15.71	28,422	27,454
Malabon	9,901	680	586	1,266	12.79	655	622	1,277	12.90	695	663
Navotas	6,757	222	221	443	6.56	208	208	416	6.16	233	221
Valenzuela City	16,806	1,141	1,167	2,308	13.73	1,039	1,010	2,049	12.19	1,081	1,075
Caloocan City	42,906	3,723	3,650	7,373	17.18	3,478	3,351	6,829	15.92	4,167	4,147
Calbayog City	5,373			0	0.00			0	0.00		
Maasin City	2,486			0	0.00			0	0.00		
Ormoc City	5,994			0	0.00			0	0.00		
Tacloban City	6,748			0	0.00			0	0.00		
Region 9	105,196	0	0	0	0.00	0	0	0	0.00	0	0
Zamboanga del Norte	23,031			0	0.00			0	0.00		
Zamboanga del Sur	23,637			0	0.00			0	0.00		
Zamboanga Sibugay	18,421			0	0.00			0	0.00		
Dapitan City	2,378			0	0.00			0	0.00		
Dipolog City	3,773			0	0.00			0	0.00		
Isabela City	3,059			0	0.00			0	0.00		
Pagadian City	5,797			0	0.00			0	0.00		
Zamboanga City	25,099			0	0.00			0	0.00		
Region 10	131,148	0	0	0	0.00	0	0	0	0.00	0	0

Area	Elig. Pop. (Total Pop. X 2.7%)	OPV 1				OPV 2				OP	
		Male	Female	Total	%	Male	Female	Total	%	Male	Female
PHILIPPINES	2,832,883	29,650	28,023	57,673	2.04	28,060	26,754	54,814	1.93	28,422	27,454
N C R	348,812	29,650	28,023	57,673	16.53	28,060	26,754	54,814	15.71	28,422	27,454
Malabon	9,901	680	586	1,266	12.79	655	622	1,277	12.90	695	663
Navotas	6,757	222	221	443	6.56	208	208	416	6.16	233	221
Valenzuela City	16,806	1,141	1,167	2,308	13.73	1,039	1,010	2,049	12.19	1,081	1,075
Caloocan City	42,906	3,723	3,650	7,373	17.18	3,478	3,351	6,829	15.92	4,167	4,147
Bukidnon	29,003			0	0.00			0	0.00		
Camiguin	2,576			0	0.00			0	0.00		
Lanao del Norte	19,169			0	0.00			0	0.00		
Misamis Occidental	9,349			0	0.00			0	0.00		
Misamis Oriental	19,740			0	0.00			0	0.00		
Cagayan de Oro City	18,697			0	0.00			0	0.00		
El Salvador City	1,389			0	0.00			0	0.00		
Gingoog City	3,448			0	0.00			0	0.00		
Iligan City	9,710			0	0.00			0	0.00		
Malaybalay City	4,835			0	0.00			0	0.00		
Oroquieta City	2,026			0	0.00			0	0.00		
Ozamis City	4,061			0	0.00			0	0.00		
Tangub City	1,804			0	0.00			0	0.00		
Valencia City	5,343			0	0.00			0	0.00		
Region 11	139,135	0	0	0	0.00	0	0	0	0.00	0	0

Area	Elig. Pop. (Total Pop. X 2.7%)	OPV 1				OPV 2				OP	
		Male	Female	Total	%	Male	Female	Total	%	Male	Female
PHILIPPINES	2,832,883	29,650	28,023	57,673	2.04	28,060	26,754	54,814	1.93	28,422	27,454
N C R	348,812	29,650	28,023	57,673	16.53	28,060	26,754	54,814	15.71	28,422	27,454
Malabon	9,901	680	586	1,266	12.79	655	622	1,277	12.90	695	663
Navotas	6,757	222	221	443	6.56	208	208	416	6.16	233	221
Valenzuela City	16,806	1,141	1,167	2,308	13.73	1,039	1,010	2,049	12.19	1,081	1,075
Caloocan City	42,906	3,723	3,650	7,373	17.18	3,478	3,351	6,829	15.92	4,167	4,147
Compostela Valley	21,386			0	0.00			0	0.00		
Davao del Norte	29,194			0	0.00			0	0.00		
Davao del Sur	17,739			0	0.00			0	0.00		
Davao Oriental	16,151			0	0.00			0	0.00		
Davao Occidental	8,871			0	0.00			0	0.00		
Davao City	45,794			0	0.00			0	0.00		
Region 12	129,066	0	0	0	0.00	0	0	0	0.00	0	0
North Cotabato	38,710			0	0.00			0	0.00		
Sarangani	15,624			0	0.00			0	0.00		
South Cotabato	25,845			0	0.00			0	0.00		
Sultan Kudarat	23,457			0	0.00			0	0.00		
Cotabato City	8,645			0	0.00			0	0.00		
Gen. Santos City	16,785			0	0.00			0	0.00		
A.R.M.M.	105,215	0	0	0	0.00	0	0	0	0.00	0	0

Area	Elig. Pop. (Total Pop. X 2.7%)	OPV 1				OPV 2				OP	
		Male	Female	Total	%	Male	Female	Total	%	Male	Female
PHILIPPINES	2,832,883	29,650	28,023	57,673	2.04	28,060	26,754	54,814	1.93	28,422	27,454
N C R	348,812	29,650	28,023	57,673	16.53	28,060	26,754	54,814	15.71	28,422	27,454
Malabon	9,901	680	586	1,266	12.79	655	622	1,277	12.90	695	663
Navotas	6,757	222	221	443	6.56	208	208	416	6.16	233	221
Valenzuela City	16,806	1,141	1,167	2,308	13.73	1,039	1,010	2,049	12.19	1,081	1,075
Caloocan City	42,906	3,723	3,650	7,373	17.18	3,478	3,351	6,829	15.92	4,167	4,147
Basilan	7,530			0	0.00			0	0.00		
Lanao del Sur	24,507			0	0.00			0	0.00		
Maguindanao	30,325			0	0.00			0	0.00		
Sulu	23,100			0	0.00			0	0.00		
Tawi-Tawi	11,821			0	0.00			0	0.00		
Lamitan City	2,072			0	0.00			0	0.00		
Marawi City	5,862			0	0.00			0	0.00		
CARAGA	76,372	0	0	0	0.00	0	0	0	0.00	0	0
Agusan del Norte	10,339			0	0.00			0	0.00		
Agusan del Sur	21,166			0	0.00			0	0.00		
Surigao del Norte	9,321			0	0.00			0	0.00		
Surigao del Sur	14,612			0	0.00			0	0.00		
Province of Dinagat	3,987			0	0.00			0	0.00		
Bislig City	2,775			0	0.00			0	0.00		

Area	Elig. Pop. (Total Pop. X 2.7%)	OPV 1				OPV 2				OP	
		Male	Female	Total	%	Male	Female	Total	%	Male	Female
PHILIPPINES	2,832,883	29,650	28,023	57,673	2.04	28,060	26,754	54,814	1.93	28,422	27,454
N C R	348,812	29,650	28,023	57,673	16.53	28,060	26,754	54,814	15.71	28,422	27,454
Malabon	9,901	680	586	1,266	12.79	655	622	1,277	12.90	695	663
Navotas	6,757	222	221	443	6.56	208	208	416	6.16	233	221
Valenzuela City	16,806	1,141	1,167	2,308	13.73	1,039	1,010	2,049	12.19	1,081	1,075
Caloocan City	42,906	3,723	3,650	7,373	17.18	3,478	3,351	6,829	15.92	4,167	4,147
Butuan City	9,831			0	0.00			0	0.00		
Surigao City	4,341			0	0.00			0	0.00		

Legend:

0 = No Case

* = No Report

First Quarter

OPV 3				
%	Male	Female	Total	%
1.93	28,422	27,454	55,876	1.97
15.71	28,422	27,454	55,876	16.02
12.90	695	663	1,358	13.72
6.16	233	221	454	6.72
12.19	1,081	1,075	2,156	12.83
15.92	4,167	4,147	8,314	19.38
16.45	1,024	942	1,966	16.10
14.06	1,317	1,344	2,661	13.01
12.84	102	96	198	11.45
14.76	1,438	1,452	2,890	13.25
21.20	8,464	8,288	16,752	21.06
12.84	1,156	1,092	2,248	14.24
11.04	729	607	1,336	12.77
16.59	288	261	549	16.59
12.06	2,985	2,715	5,700	11.82
15.79	1,269	1,191	2,460	15.42
11.73	834	850	1,684	12.32
20.90	1,840	1,741	3,581	19.86
14.35	800	769	1,569	13.91

First Quarter

OPV 3				
%	Male	Female	Total	%
1.93	28,422	27,454	55,876	1.97
15.71	28,422	27,454	55,876	16.02
12.90	695	663	1,358	13.72
6.16	233	221	454	6.72
12.19	1,081	1,075	2,156	12.83
15.92	4,167	4,147	8,314	19.38
0.00	0	0	0	0.00
0.00			0	0.00
0.00			0	0.00
0.00			0	0.00
0.00			0	0.00
0.00			0	0.00
0.00			0	0.00
0.00			0	0.00
0.00	0	0	0	0.00
0.00			0	0.00
0.00			0	0.00
0.00			0	0.00

First Quarter

OPV 3				
%	Male	Female	Total	%
1.93	28,422	27,454	55,876	1.97
15.71	28,422	27,454	55,876	16.02
12.90	695	663	1,358	13.72
6.16	233	221	454	6.72
12.19	1,081	1,075	2,156	12.83
15.92	4,167	4,147	8,314	19.38
0.00			0	0.00
0.00			0	0.00
0.00			0	0.00
0.00			0	0.00
0.00			0	0.00
0.00			0	0.00
0.00			0	0.00
0.00			0	0.00
0.00			0	0.00
0.00			0	0.00
0.00			0	0.00
0.00			0	0.00
0.00			0	0.00
0.00			0	0.00
0.00			0	0.00
0.00			0	0.00
0.00			0	0.00
0.00			0	0.00
0.00			0	0.00
0.00	0	0	0	0.00

First Quarter

OPV 3				
%	Male	Female	Total	%
1.93	28,422	27,454	55,876	1.97
15.71	28,422	27,454	55,876	16.02
12.90	695	663	1,358	13.72
6.16	233	221	454	6.72
12.19	1,081	1,075	2,156	12.83
15.92	4,167	4,147	8,314	19.38
0.00			0	0.00
0.00			0	0.00
0.00			0	0.00
0.00			0	0.00
0.00	0	0	0	0.00
0.00			0	0.00
0.00			0	0.00
0.00			0	0.00
0.00			0	0.00
0.00			0	0.00
0.00			0	0.00
0.00			0	0.00
0.00			0	0.00
0.00	0	0	0	0.00

First Quarter

OPV 3				
%	Male	Female	Total	%
1.93	28,422	27,454	55,876	1.97
15.71	28,422	27,454	55,876	16.02
12.90	695	663	1,358	13.72
6.16	233	221	454	6.72
12.19	1,081	1,075	2,156	12.83
15.92	4,167	4,147	8,314	19.38
0.00			0	0.00
0.00			0	0.00
0.00			0	0.00
0.00			0	0.00
0.00			0	0.00
0.00			0	0.00
0.00			0	0.00
0.00			0	0.00
0.00			0	0.00
0.00			0	0.00
0.00			0	0.00
0.00			0	0.00
0.00			0	0.00
0.00	0	0	0	0.00

First Quarter

OPV 3				
%	Male	Female	Total	%
1.93	28,422	27,454	55,876	1.97
15.71	28,422	27,454	55,876	16.02
12.90	695	663	1,358	13.72
6.16	233	221	454	6.72
12.19	1,081	1,075	2,156	12.83
15.92	4,167	4,147	8,314	19.38
0.00			0	0.00
0.00			0	0.00
0.00			0	0.00
0.00			0	0.00
0.00			0	0.00
0.00			0	0.00
0.00	0	0	0	0.00
0.00			0	0.00
0.00			0	0.00
0.00			0	0.00
0.00			0	0.00
0.00			0	0.00
0.00			0	0.00
0.00	0	0	0	0.00

First Quarter

OPV 3				
%	Male	Female	Total	%
1.93	28,422	27,454	55,876	1.97
15.71	28,422	27,454	55,876	16.02
12.90	695	663	1,358	13.72
6.16	233	221	454	6.72
12.19	1,081	1,075	2,156	12.83
15.92	4,167	4,147	8,314	19.38
0.00			0	0.00
0.00			0	0.00

Table 2D.4 - CHILD CARE
 2017 - Quarterly Report
 Children given Oral Polio Vaccine (OPV)

Area	Elig. Pop. (Total Pop. X 2.7%)	OPV 1				OPV 2				Male
		Male	Female	Total	%	Male	Female	Total	%	
PHILIPPINES	2,832,883	35,657	33,897	69,554	2.46	36,984	35,896	72,880	2.57	37,508
N C R	348,812	35,657	33,897	69,554	19.94	36,984	35,896	72,880	20.89	37,508
Malabon	9,901	958	923	1,881	19.00	1,021	1,017	2,038	20.58	1,064
Navotas	6,757	876	839	1,715	25.38	889	944	1,833	27.13	856
Valenzuela City	16,806	1,534	1,370	2,904	17.28	1,660	1,653	3,313	19.71	1,710
Caloocan City	42,906	4,044	3,967	8,011	18.67	4,418	4,175	8,593	20.03	4,580
Marikina City	12,209	988	862	1,850	15.15	983	867	1,850	15.15	1029
Pasig City	20,459	1,754	1,663	3,417	16.70	1,934	1,781	3,715	18.16	1,942
Pateros	1,729	138	126	264	15.27	129	137	266	15.38	142
Taguig	21,803	1,477	1,449	2,926	13.42	1,692	1,713	3,405	15.62	1,860
Quezon City	79,532	12,489	12,457	24,946	31.37	12,654	12,757	25,411	31.95	12,348
Makati City	15,781	895	827	1,722	10.91	878	870	1,748	11.08	896
Mandaluyong City	10,463	904	820	1,724	16.48	892	764	1,656	15.83	1,065
San Juan	3,310	188	185	373	11.27	214	208	422	12.75	246
Manila City	48,220	3,932	3,440	7,372	15.29	3,874	3,527	7,401	15.35	3,948
Las Piñas City	15,952	1,378	1,254	2,632	16.50	1,380	1,291	2,671	16.74	1,379
Muntinlupa City	13,666	1,217	1,079	2,296	16.80	1,422	1,428	2,850	20.85	1,465
Parañaque City	18,035	1,897	1,724	3,621	20.08	1,908	1,776	3,684	20.43	1,942
Pasay City	11,283	988	912	1,900	16.84	1,036	988	2,024	17.94	1,036

Area	Elig. Pop. (Total Pop. X 2.7%)	OPV 1				OPV 2				Male
		Male	Female	Total	%	Male	Female	Total	%	
PHILIPPINES	2,832,883	35,657	33,897	69,554	2.46	36,984	35,896	72,880	2.57	37,508
N C R	348,812	35,657	33,897	69,554	19.94	36,984	35,896	72,880	20.89	37,508
Malabon	9,901	958	923	1,881	19.00	1,021	1,017	2,038	20.58	1,064
Navotas	6,757	876	839	1,715	25.38	889	944	1,833	27.13	856
Valenzuela City	16,806	1,534	1,370	2,904	17.28	1,660	1,653	3,313	19.71	1,710
Caloocan City	42,906	4,044	3,967	8,011	18.67	4,418	4,175	8,593	20.03	4,580
C A R	49,878	0	0	0	0.00	0	0	0	0.00	0
Abra	6,913			0	0.00			0	0.00	
Apayao	3,541			0	0.00			0	0.00	
Benguet	12,545			0	0.00			0	0.00	
Ifugao	6,031			0	0.00			0	0.00	
Kalinga	6,307			0	0.00			0	0.00	
Mt. Province	4,832			0	0.00			0	0.00	
Baguio City	9,710			0	0.00			0	0.00	
Region 1	142,108	0	0	0	0.00	0	0	0	0.00	0
Ilocos Norte	13,081			0	0.00			0	0.00	
Ilocos Sur	15,911			0	0.00			0	0.00	
La Union	18,406			0	0.00			0	0.00	
Pangasinan	68,378			0	0.00			0	0.00	
Alaminos City	2,584			0	0.00			0	0.00	

Area	Elig. Pop. (Total Pop. X 2.7%)	OPV 1				OPV 2				Male
		Male	Female	Total	%	Male	Female	Total	%	
PHILIPPINES	2,832,883	35,657	33,897	69,554	2.46	36,984	35,896	72,880	2.57	37,508
N C R	348,812	35,657	33,897	69,554	19.94	36,984	35,896	72,880	20.89	37,508
Malabon	9,901	958	923	1,881	19.00	1,021	1,017	2,038	20.58	1,064
Navotas	6,757	876	839	1,715	25.38	889	944	1,833	27.13	856
Valenzuela City	16,806	1,534	1,370	2,904	17.28	1,660	1,653	3,313	19.71	1,710
Caloocan City	42,906	4,044	3,967	8,011	18.67	4,418	4,175	8,593	20.03	4,580
Candon City	1,677			0	0.00			0	0.00	
Dagupan City	4,933			0	0.00			0	0.00	
Laoag City	3,016			0	0.00			0	0.00	
San Carlos City	5,431			0	0.00			0	0.00	
San Fernando City	3,372			0	0.00			0	0.00	
Urdaneta City	3,829			0	0.00			0	0.00	
Vigan City	1,490			0	0.00			0	0.00	
Region 2	97,082	0	0	0	0.00	0	0	0	0.00	0
Batanes	512			0	0.00			0	0.00	
Cagayan	29,110			0	0.00			0	0.00	
Isabela	33,229			0	0.00			0	0.00	
Nueva Vizcaya	12,900			0	0.00			0	0.00	
Quirino	5,550			0	0.00			0	0.00	
Cauayan City	3,636			0	0.00			0	0.00	
Ilagan City	4,087			0	0.00			0	0.00	
Santiago City	3,785			0	0.00			0	0.00	
Tuguegarao City	4,273			0	0.00			0	0.00	

Area	Elig. Pop. (Total Pop. X 2.7%)	OPV 1				OPV 2				Male
		Male	Female	Total	%	Male	Female	Total	%	
PHILIPPINES	2,832,883	35,657	33,897	69,554	2.46	36,984	35,896	72,880	2.57	37,508
N C R	348,812	35,657	33,897	69,554	19.94	36,984	35,896	72,880	20.89	37,508
Malabon	9,901	958	923	1,881	19.00	1,021	1,017	2,038	20.58	1,064
Navotas	6,757	876	839	1,715	25.38	889	944	1,833	27.13	856
Valenzuela City	16,806	1,534	1,370	2,904	17.28	1,660	1,653	3,313	19.71	1,710
Caloocan City	42,906	4,044	3,967	8,011	18.67	4,418	4,175	8,593	20.03	4,580
Region 3	308,533	0	0	0	0.00	0	0	0	0.00	0
Aurora	6,415			0	0.00			0	0.00	
Bataan	18,124			0	0.00			0	0.00	
Bulacan	63,017			0	0.00			0	0.00	
Nueva Ecija	39,976			0	0.00			0	0.00	
Pampanga	44,258			0	0.00			0	0.00	
Tarlac	28,411			0	0.00			0	0.00	
Zambales	16,415			0	0.00			0	0.00	
Angeles City	11,104			0	0.00			0	0.00	
Balanga City	2,620			0	0.00			0	0.00	
Cabanatuan City	8,182			0	0.00			0	0.00	
City of San Fernando	8,272			0	0.00			0	0.00	
Gapan City	2,986			0	0.00			0	0.00	
Mabalacat City	6,765			0	0.00			0	0.00	
Malolos City	7,039			0	0.00			0	0.00	
Meycauayan	5,838			0	0.00			0	0.00	
Olongapo	6,474			0	0.00			0	0.00	

Area	Elig. Pop. (Total Pop. X 2.7%)	OPV 1				OPV 2				Male
		Male	Female	Total	%	Male	Female	Total	%	
PHILIPPINES	2,832,883	35,657	33,897	69,554	2.46	36,984	35,896	72,880	2.57	37,508
N C R	348,812	35,657	33,897	69,554	19.94	36,984	35,896	72,880	20.89	37,508
Malabon	9,901	958	923	1,881	19.00	1,021	1,017	2,038	20.58	1,064
Navotas	6,757	876	839	1,715	25.38	889	944	1,833	27.13	856
Valenzuela City	16,806	1,534	1,370	2,904	17.28	1,660	1,653	3,313	19.71	1,710
Caloocan City	42,906	4,044	3,967	8,011	18.67	4,418	4,175	8,593	20.03	4,580
Palayan City	1,111			0	0.00			0	0.00	
San Jose City	3,783			0	0.00			0	0.00	
San Jose del Monte City	16,030			0	0.00			0	0.00	
Science City of Munoz	2,206			0	0.00			0	0.00	
Tarlac City	9,507			0	0.00			0	0.00	
Region 4A	395,803	0	0	0	0.00	0	0	0	0.00	0
Batangas	49,943			0	0.00			0	0.00	
Cavite	37,001			0	0.00			0	0.00	
Laguna	27,361			0	0.00			0	0.00	
Quezon	49,968			0	0.00			0	0.00	
Rizal	58,564			0	0.00			0	0.00	
Antipolo City	21,571			0	0.00			0	0.00	
Bacoor City	16,211			0	0.00			0	0.00	
Batangas City	8,864			0	0.00			0	0.00	
Biñan City	9,175			0	0.00			0	0.00	
Cabuyao City	8,506			0	0.00			0	0.00	
Calamba City	12,521			0	0.00			0	0.00	

Area	Elig. Pop. (Total Pop. X 2.7%)	OPV 1				OPV 2				Male
		Male	Female	Total	%	Male	Female	Total	%	
PHILIPPINES	2,832,883	35,657	33,897	69,554	2.46	36,984	35,896	72,880	2.57	37,508
N C R	348,812	35,657	33,897	69,554	19.94	36,984	35,896	72,880	20.89	37,508
Malabon	9,901	958	923	1,881	19.00	1,021	1,017	2,038	20.58	1,064
Navotas	6,757	876	839	1,715	25.38	889	944	1,833	27.13	856
Valenzuela City	16,806	1,534	1,370	2,904	17.28	1,660	1,653	3,313	19.71	1,710
Caloocan City	42,906	4,044	3,967	8,011	18.67	4,418	4,175	8,593	20.03	4,580
Cavite City	2,775			0	0.00			0	0.00	
Dasmariñas City	17,787			0	0.00			0	0.00	
General Trias City	8,483			0	0.00			0	0.00	
Imus City	10,898			0	0.00			0	0.00	
Lipa City	8,931			0	0.00			0	0.00	
Lucena City	7,573			0	0.00			0	0.00	
San Pablo City	7,330			0	0.00			0	0.00	
San Pedro City	8,976			0	0.00			0	0.00	
Santa Rosa City	9,746			0	0.00			0	0.00	
Tagaytay City	1,921			0	0.00			0	0.00	
Tanauan City	4,658			0	0.00			0	0.00	
Tayabas City	2,838			0	0.00			0	0.00	
Trece Martires City	4,203			0	0.00			0	0.00	
Region 4B	86,845	0	0	0	0.00	0	0	0	0.00	0
Marinduque	7,009			0	0.00			0	0.00	
Mindoro Occidental	14,415			0	0.00			0	0.00	
Mindoro Oriental	24,781			0	0.00			0	0.00	
Palawan	24,471			0	0.00			0	0.00	

Area	Elig. Pop. (Total Pop. X 2.7%)	OPV 1				OPV 2				Male
		Male	Female	Total	%	Male	Female	Total	%	
PHILIPPINES	2,832,883	35,657	33,897	69,554	2.46	36,984	35,896	72,880	2.57	37,508
N C R	348,812	35,657	33,897	69,554	19.94	36,984	35,896	72,880	20.89	37,508
Malabon	9,901	958	923	1,881	19.00	1,021	1,017	2,038	20.58	1,064
Navotas	6,757	876	839	1,715	25.38	889	944	1,833	27.13	856
Valenzuela City	16,806	1,534	1,370	2,904	17.28	1,660	1,653	3,313	19.71	1,710
Caloocan City	42,906	4,044	3,967	8,011	18.67	4,418	4,175	8,593	20.03	4,580
Romblon	8,820			0	0.00			0	0.00	
Puerto Princesa City	7,349			0	0.00			0	0.00	
Region 5	169,200	0	0	0	0.00	0	0	0	0.00	0
Albay	32,250			0	0.00			0	0.00	
Camarines Norte	17,007			0	0.00			0	0.00	
Camarines Sur	48,225			0	0.00			0	0.00	
Catanduanes	7,750			0	0.00			0	0.00	
Masbate	25,866			0	0.00			0	0.00	
Sorsogon	23,407			0	0.00			0	0.00	
Iriga City	3,277			0	0.00			0	0.00	
Legaspi City	5,671			0	0.00			0	0.00	
Naga City	5,747			0	0.00			0	0.00	
Region 6	213,837	0	0	0	0.00	0	0	0	0.00	0
Aklan	16,209			0	0.00			0	0.00	

Area	Elig. Pop. (Total Pop. X 2.7%)	OPV 1				OPV 2				Male
		Male	Female	Total	%	Male	Female	Total	%	
PHILIPPINES	2,832,883	35,657	33,897	69,554	2.46	36,984	35,896	72,880	2.57	37,508
N C R	348,812	35,657	33,897	69,554	19.94	36,984	35,896	72,880	20.89	37,508
Malabon	9,901	958	923	1,881	19.00	1,021	1,017	2,038	20.58	1,064
Navotas	6,757	876	839	1,715	25.38	889	944	1,833	27.13	856
Valenzuela City	16,806	1,534	1,370	2,904	17.28	1,660	1,653	3,313	19.71	1,710
Caloocan City	42,906	4,044	3,967	8,011	18.67	4,418	4,175	8,593	20.03	4,580
Antique	17,086			0	0.00			0	0.00	
Capiz	16,542			0	0.00			0	0.00	
Guimaras	4,928			0	0.00			0	0.00	
Iloilo	51,803			0	0.00			0	0.00	
Negros Occidental	30,396			0	0.00			0	0.00	
Bacolod City	16,139			0	0.00			0	0.00	
Bago City	4,911			0	0.00			0	0.00	
Cadiz City	4,444			0	0.00			0	0.00	
Escalante City	2,702			0	0.00			0	0.00	
Himamaylan City	3,070			0	0.00			0	0.00	
Iloilo City	12,505			0	0.00			0	0.00	
Kabankalan City	5,227			0	0.00			0	0.00	
La Carlota City	1,852			0	0.00			0	0.00	
Passi City	2,248			0	0.00			0	0.00	
Roxas City	4,648			0	0.00			0	0.00	
Sagay City	4,201			0	0.00			0	0.00	
San Carlos City	3,807			0	0.00			0	0.00	
Silay City	3,646			0	0.00			0	0.00	
Sipalay City	2,013			0	0.00			0	0.00	

Area	Elig. Pop. (Total Pop. X 2.7%)	OPV 1				OPV 2				Male
		Male	Female	Total	%	Male	Female	Total	%	
PHILIPPINES	2,832,883	35,657	33,897	69,554	2.46	36,984	35,896	72,880	2.57	37,508
N C R	348,812	35,657	33,897	69,554	19.94	36,984	35,896	72,880	20.89	37,508
Malabon	9,901	958	923	1,881	19.00	1,021	1,017	2,038	20.58	1,064
Navotas	6,757	876	839	1,715	25.38	889	944	1,833	27.13	856
Valenzuela City	16,806	1,534	1,370	2,904	17.28	1,660	1,653	3,313	19.71	1,710
Caloocan City	42,906	4,044	3,967	8,011	18.67	4,418	4,175	8,593	20.03	4,580
Talisay City	2,936			0	0.00			0	0.00	
Victorias City	2,526			0	0.00			0	0.00	
Region 7	207,623	0	0	0	0.00	0	0	0	0.00	0
Bohol	35,732			0	0.00			0	0.00	
Cebu	65,901			0	0.00			0	0.00	
Negros Oriental	25,743			0	0.00			0	0.00	
Siquijor	2,825			0	0.00			0	0.00	
Bais City	2,196			0	0.00			0	0.00	
Bayawan City	3,393			0	0.00			0	0.00	
Canlaon City	1,569			0	0.00			0	0.00	
Cebu City	25,286			0	0.00			0	0.00	
Danao City	3,740			0	0.00			0	0.00	
Dumaguete City	3,781			0	0.00			0	0.00	
Lapu-Lapu City	11,185			0	0.00			0	0.00	
Mandaue City	9,939			0	0.00			0	0.00	
Tagbilaran City	3,106			0	0.00			0	0.00	
Talisay City	6,239			0	0.00			0	0.00	

Area	Elig. Pop. (Total Pop. X 2.7%)	OPV 1				OPV 2				Male
		Male	Female	Total	%	Male	Female	Total	%	
PHILIPPINES	2,832,883	35,657	33,897	69,554	2.46	36,984	35,896	72,880	2.57	37,508
N C R	348,812	35,657	33,897	69,554	19.94	36,984	35,896	72,880	20.89	37,508
Malabon	9,901	958	923	1,881	19.00	1,021	1,017	2,038	20.58	1,064
Navotas	6,757	876	839	1,715	25.38	889	944	1,833	27.13	856
Valenzuela City	16,806	1,534	1,370	2,904	17.28	1,660	1,653	3,313	19.71	1,710
Caloocan City	42,906	4,044	3,967	8,011	18.67	4,418	4,175	8,593	20.03	4,580
Tanjay City	2,318			0	0.00			0	0.00	
Toledo City	4,668			0	0.00			0	0.00	
Region 8	127,032	0	0	0	0.00	0	0	0	0.00	0
Biliran	5,180			0	0.00			0	0.00	
Eastern Samar	13,363			0	0.00			0	0.00	
Northern Leyte	42,082			0	0.00			0	0.00	
Northern Samar	18,603			0	0.00			0	0.00	
Southern Leyte	9,766			0	0.00			0	0.00	
Western Samar	17,436			0	0.00			0	0.00	
Calbayog City	5,373			0	0.00			0	0.00	
Maasin City	2,486			0	0.00			0	0.00	
Ormoc City	5,994			0	0.00			0	0.00	
Tacloban City	6,748			0	0.00			0	0.00	
Region 9	105,196	0	0	0	0.00	0	0	0	0.00	0
Zamboanga del Norte	23,031			0	0.00			0	0.00	

Area	Elig. Pop. (Total Pop. X 2.7%)	OPV 1				OPV 2				Male
		Male	Female	Total	%	Male	Female	Total	%	
PHILIPPINES	2,832,883	35,657	33,897	69,554	2.46	36,984	35,896	72,880	2.57	37,508
N C R	348,812	35,657	33,897	69,554	19.94	36,984	35,896	72,880	20.89	37,508
Malabon	9,901	958	923	1,881	19.00	1,021	1,017	2,038	20.58	1,064
Navotas	6,757	876	839	1,715	25.38	889	944	1,833	27.13	856
Valenzuela City	16,806	1,534	1,370	2,904	17.28	1,660	1,653	3,313	19.71	1,710
Caloocan City	42,906	4,044	3,967	8,011	18.67	4,418	4,175	8,593	20.03	4,580
Zamboanga del Sur	23,637			0	0.00			0	0.00	
Zamboanga Sibugay	18,421			0	0.00			0	0.00	
Dapitan City	2,378			0	0.00			0	0.00	
Dipolog City	3,773			0	0.00			0	0.00	
Isabela City	3,059			0	0.00			0	0.00	
Pagadian City	5,797			0	0.00			0	0.00	
Zamboanga City	25,099			0	0.00			0	0.00	
Region 10	131,148	0	0	0	0.00	0	0	0	0.00	0
Bukidnon	29,003			0	0.00			0	0.00	
Camiguin	2,576			0	0.00			0	0.00	
Lanao del Norte	19,169			0	0.00			0	0.00	
Misamis Occidental	9,349			0	0.00			0	0.00	
Misamis Oriental	19,740			0	0.00			0	0.00	
Cagayan de Oro City	18,697			0	0.00			0	0.00	
El Salvador City	1,389			0	0.00			0	0.00	
Gingoog City	3,448			0	0.00			0	0.00	

Area	Elig. Pop. (Total Pop. X 2.7%)	OPV 1				OPV 2				Male
		Male	Female	Total	%	Male	Female	Total	%	
PHILIPPINES	2,832,883	35,657	33,897	69,554	2.46	36,984	35,896	72,880	2.57	37,508
N C R	348,812	35,657	33,897	69,554	19.94	36,984	35,896	72,880	20.89	37,508
Malabon	9,901	958	923	1,881	19.00	1,021	1,017	2,038	20.58	1,064
Navotas	6,757	876	839	1,715	25.38	889	944	1,833	27.13	856
Valenzuela City	16,806	1,534	1,370	2,904	17.28	1,660	1,653	3,313	19.71	1,710
Caloocan City	42,906	4,044	3,967	8,011	18.67	4,418	4,175	8,593	20.03	4,580
Iligan City	9,710			0	0.00			0	0.00	
Malaybalay City	4,835			0	0.00			0	0.00	
Oroquieta City	2,026			0	0.00			0	0.00	
Ozamis City	4,061			0	0.00			0	0.00	
Tangub City	1,804			0	0.00			0	0.00	
Valencia City	5,343			0	0.00			0	0.00	
Region 11	139,135	0	0	0	0.00	0	0	0	0.00	0
Compostela Valley	21,386			0	0.00			0	0.00	
Davao del Norte	29,194			0	0.00			0	0.00	
Davao del Sur	17,739			0	0.00			0	0.00	
Davao Oriental	16,151			0	0.00			0	0.00	
Davao Occidental	8,871			0	0.00			0	0.00	
Davao City	45,794			0	0.00			0	0.00	
Region 12	129,066	0	0	0	0.00	0	0	0	0.00	0
North Cotabato	38,710			0	0.00			0	0.00	

Area	Elig. Pop. (Total Pop. X 2.7%)	OPV 1				OPV 2				Male
		Male	Female	Total	%	Male	Female	Total	%	
PHILIPPINES	2,832,883	35,657	33,897	69,554	2.46	36,984	35,896	72,880	2.57	37,508
N C R	348,812	35,657	33,897	69,554	19.94	36,984	35,896	72,880	20.89	37,508
Malabon	9,901	958	923	1,881	19.00	1,021	1,017	2,038	20.58	1,064
Navotas	6,757	876	839	1,715	25.38	889	944	1,833	27.13	856
Valenzuela City	16,806	1,534	1,370	2,904	17.28	1,660	1,653	3,313	19.71	1,710
Caloocan City	42,906	4,044	3,967	8,011	18.67	4,418	4,175	8,593	20.03	4,580
Sarangani	15,624			0	0.00			0	0.00	
South Cotabato	25,845			0	0.00			0	0.00	
Sultan Kudarat	23,457			0	0.00			0	0.00	
Cotabato City	8,645			0	0.00			0	0.00	
Gen. Santos City	16,785			0	0.00			0	0.00	
A.R.M.M.	105,215	0	0	0	0.00	0	0	0	0.00	0
Basilan	7,530			0	0.00			0	0.00	
Lanao del Sur	24,507			0	0.00			0	0.00	
Maguindanao	30,325			0	0.00			0	0.00	
Sulu	23,100			0	0.00			0	0.00	
Tawi-Tawi	11,821			0	0.00			0	0.00	
Lamitan City	2,072			0	0.00			0	0.00	
Marawi City	5,862			0	0.00			0	0.00	
CARAGA	76,372	0	0	0	0.00	0	0	0	0.00	0

Area	Elig. Pop. (Total Pop. X 2.7%)	OPV 1				OPV 2				Male
		Male	Female	Total	%	Male	Female	Total	%	
PHILIPPINES	2,832,883	35,657	33,897	69,554	2.46	36,984	35,896	72,880	2.57	37,508
N C R	348,812	35,657	33,897	69,554	19.94	36,984	35,896	72,880	20.89	37,508
Malabon	9,901	958	923	1,881	19.00	1,021	1,017	2,038	20.58	1,064
Navotas	6,757	876	839	1,715	25.38	889	944	1,833	27.13	856
Valenzuela City	16,806	1,534	1,370	2,904	17.28	1,660	1,653	3,313	19.71	1,710
Caloocan City	42,906	4,044	3,967	8,011	18.67	4,418	4,175	8,593	20.03	4,580
Agusan del Norte	10,339			0	0.00			0	0.00	
Agusan del Sur	21,166			0	0.00			0	0.00	
Surigao del Norte	9,321			0	0.00			0	0.00	
Surigao del Sur	14,612			0	0.00			0	0.00	
Province of Dinagat	3,987			0	0.00			0	0.00	
Bislig City	2,775			0	0.00			0	0.00	
Butuan City	9,831			0	0.00			0	0.00	
Surigao City	4,341			0	0.00			0	0.00	

Legend:

0 = No Case

* = No Report

Second Quarter

OPV 3			
Male	Female	Total	%
37,508	35,982	73,490	2.59
37,508	35,982	73,490	21.07
1,064	1,031	2,095	21.16
856	839	1,695	25.08
1,710	1,653	3,363	20.01
4,580	4,416	8,996	20.97
1029	790	1,819	14.90
1,942	1,847	3,789	18.52
142	137	279	16.13
1,860	1,872	3,732	17.12
12,348	12,401	24,749	31.12
896	903	1,799	11.40
1,065	892	1,957	18.70
246	227	473	14.29
3,948	3,611	7,559	15.68
1,379	1,359	2,738	17.16
1,465	1,360	2,825	20.67
1,942	1,881	3,823	21.20
1,036	763	1,799	15.94

Second Quarter

OPV 3			
Male	Female	Total	%
37,508	35,982	73,490	2.59
37,508	35,982	73,490	21.07
1,064	1,031	2,095	21.16
856	839	1,695	25.08
1,710	1,653	3,363	20.01
4,580	4,416	8,996	20.97
0	0	0	0.00
		0	0.00
		0	0.00
		0	0.00
		0	0.00
		0	0.00
		0	0.00
		0	0.00
0	0	0	0.00
		0	0.00
		0	0.00
		0	0.00
		0	0.00
		0	0.00

Second Quarter

OPV 3			
Male	Female	Total	%
37,508	35,982	73,490	2.59
37,508	35,982	73,490	21.07
1,064	1,031	2,095	21.16
856	839	1,695	25.08
1,710	1,653	3,363	20.01
4,580	4,416	8,996	20.97
		0	0.00
		0	0.00
		0	0.00
		0	0.00
		0	0.00
		0	0.00
		0	0.00
		0	0.00
		0	0.00
		0	0.00
		0	0.00
		0	0.00
		0	0.00
		0	0.00
0	0	0	0.00
		0	0.00
		0	0.00
		0	0.00
		0	0.00

Second Quarter

OPV 3			
Male	Female	Total	%
37,508	35,982	73,490	2.59
37,508	35,982	73,490	21.07
1,064	1,031	2,095	21.16
856	839	1,695	25.08
1,710	1,653	3,363	20.01
4,580	4,416	8,996	20.97
		0	0.00
		0	0.00
0	0	0	0.00
		0	0.00
		0	0.00
		0	0.00
		0	0.00
		0	0.00
		0	0.00
		0	0.00
		0	0.00
0	0	0	0.00
		0	0.00

Second Quarter

OPV 3			
Male	Female	Total	%
37,508	35,982	73,490	2.59
37,508	35,982	73,490	21.07
1,064	1,031	2,095	21.16
856	839	1,695	25.08
1,710	1,653	3,363	20.01
4,580	4,416	8,996	20.97
		0	0.00
		0	0.00
0	0	0	0.00
		0	0.00
		0	0.00
		0	0.00
		0	0.00
		0	0.00
		0	0.00
		0	0.00
		0	0.00
		0	0.00
0	0	0	0.00
		0	0.00

Second Quarter

OPV 3			
Male	Female	Total	%
37,508	35,982	73,490	2.59
37,508	35,982	73,490	21.07
1,064	1,031	2,095	21.16
856	839	1,695	25.08
1,710	1,653	3,363	20.01
4,580	4,416	8,996	20.97
		0	0.00
		0	0.00
		0	0.00
		0	0.00
		0	0.00
		0	0.00
		0	0.00
0	0	0	0.00
		0	0.00
		0	0.00
		0	0.00
		0	0.00
		0	0.00
0	0	0	0.00
		0	0.00

Second Quarter

OPV 3			
Male	Female	Total	%
37,508	35,982	73,490	2.59
37,508	35,982	73,490	21.07
1,064	1,031	2,095	21.16
856	839	1,695	25.08
1,710	1,653	3,363	20.01
4,580	4,416	8,996	20.97
		0	0.00
		0	0.00
		0	0.00
		0	0.00
		0	0.00
		0	0.00
0	0	0	0.00
		0	0.00
		0	0.00
		0	0.00
		0	0.00
		0	0.00
		0	0.00
		0	0.00
0	0	0	0.00

Table 2D.4 - CHILD CARE
 2017 - Quarterly Report
 Children given Oral Polio Vaccine (OPV)

Area	Elig. Pop. (Total Pop. X 2.7%)	OPV 1				OPV 2				Male
		Male	Female	Total	%	Male	Female	Total	%	
PHILIPPINES	2,832,883	34,256	32,763	67,019	2.37	32,479	31,249	63,728	2.25	32,410
N C R	348,812	34,256	32,763	67,019	19.21	32,479	31,249	63,728	18.27	32,410
Malabon	9,901	855	721	1,576	15.92	762	705	1,467	14.82	728
Navotas	6,757	751	791	1,542	22.82	688	718	1,406	20.81	847
Valenzuela City	16,806	1,433	1,339	2,772	16.49	1,323	1,335	2,658	15.82	1,386
Caloocan City	42,906	4,548	4,376	8,924	20.80	4,282	4,102	8,384	19.54	4,054
Marikina City	12,209	998	927	1,925	15.77	934	793	1,727	14.14	921
Pasig City	20,459	2,056	2,024	4,080	19.94	1,874	1,925	3,799	18.57	1,863
Pateros	1,729	145	135	280	16.19	144	154	298	17.23	154
Taguig	21,803	1,873	1,795	3,668	16.82	2,029	1,774	3,803	17.44	1,783
Quezon City	79,532	10,256	9,970	20,226	25.43	9,798	9,587	19,385	24.37	9,617
Makati City	15,781	942	893	1,835	11.63	917	865	1,782	11.29	959
Mandaluyong City	10,463	907	1,031	1,938	18.52	852	1,019	1,871	17.88	924
San Juan	3,310	364	315	679	20.52	377	278	655	19.79	363
Manila City	48,220	3,609	3,287	6,896	14.30	3,354	3,154	6,508	13.50	3,587
Las Piñas City	15,952	1,356	1,251	2,607	16.34	1,255	1,187	2,442	15.31	1,272
Muntinlupa City	13,666	1,179	1,174	2,353	17.22	1,133	1,113	2,246	16.44	1,242
Parañaque City	18,035	1,941	1,765	3,706	20.55	1,801	1,653	3,454	19.15	1,744
Pasay City	11,283	1,043	969	2,012	17.83	956	887	1,843	16.33	966

Area	Elig. Pop. (Total Pop. X 2.7%)	OPV 1				OPV 2				Male
		Male	Female	Total	%	Male	Female	Total	%	
PHILIPPINES	2,832,883	34,256	32,763	67,019	2.37	32,479	31,249	63,728	2.25	32,410
N C R	348,812	34,256	32,763	67,019	19.21	32,479	31,249	63,728	18.27	32,410
Malabon	9,901	855	721	1,576	15.92	762	705	1,467	14.82	728
Navotas	6,757	751	791	1,542	22.82	688	718	1,406	20.81	847
Valenzuela City	16,806	1,433	1,339	2,772	16.49	1,323	1,335	2,658	15.82	1,386
Caloocan City	42,906	4,548	4,376	8,924	20.80	4,282	4,102	8,384	19.54	4,054
C A R	49,878	0	0	0	0.00	0	0	0	0.00	0
Abra	6,913			0	0.00			0	0.00	
Apayao	3,541			0	0.00			0	0.00	
Benguet	12,545			0	0.00			0	0.00	
Ifugao	6,031			0	0.00			0	0.00	
Kalinga	6,307			0	0.00			0	0.00	
Mt. Province	4,832			0	0.00			0	0.00	
Baguio City	9,710			0	0.00			0	0.00	
Region 1	142,108	0	0	0	0.00	0	0	0	0.00	0
Ilocos Norte	13,081			0	0.00			0	0.00	
Ilocos Sur	15,911			0	0.00			0	0.00	
La Union	18,406			0	0.00			0	0.00	
Pangasinan	68,378			0	0.00			0	0.00	
Alaminos City	2,584			0	0.00			0	0.00	

Area	Elig. Pop. (Total Pop. X 2.7%)	OPV 1				OPV 2				
		Male	Female	Total	%	Male	Female	Total	%	Male
PHILIPPINES	2,832,883	34,256	32,763	67,019	2.37	32,479	31,249	63,728	2.25	32,410
N C R	348,812	34,256	32,763	67,019	19.21	32,479	31,249	63,728	18.27	32,410
Malabon	9,901	855	721	1,576	15.92	762	705	1,467	14.82	728
Navotas	6,757	751	791	1,542	22.82	688	718	1,406	20.81	847
Valenzuela City	16,806	1,433	1,339	2,772	16.49	1,323	1,335	2,658	15.82	1,386
Caloocan City	42,906	4,548	4,376	8,924	20.80	4,282	4,102	8,384	19.54	4,054
Candon City	1,677			0	0.00			0	0.00	
Dagupan City	4,933			0	0.00			0	0.00	
Laoag City	3,016			0	0.00			0	0.00	
San Carlos City	5,431			0	0.00			0	0.00	
San Fernando City	3,372			0	0.00			0	0.00	
Urdaneta City	3,829			0	0.00			0	0.00	
Vigan City	1,490			0	0.00			0	0.00	
Region 2	97,082	0	0	0	0.00	0	0	0	0.00	0
Batanes	512			0	0.00			0	0.00	
Cagayan	29,110			0	0.00			0	0.00	
Isabela	33,229			0	0.00			0	0.00	
Nueva Vizcaya	12,900			0	0.00			0	0.00	
Quirino	5,550			0	0.00			0	0.00	
Cauayan City	3,636			0	0.00			0	0.00	
Ilagan City	4,087			0	0.00			0	0.00	
Santiago City	3,785			0	0.00			0	0.00	
Tuguegarao City	4,273			0	0.00			0	0.00	

Area	Elig. Pop. (Total Pop. X 2.7%)	OPV 1				OPV 2				Male
		Male	Female	Total	%	Male	Female	Total	%	
PHILIPPINES	2,832,883	34,256	32,763	67,019	2.37	32,479	31,249	63,728	2.25	32,410
N C R	348,812	34,256	32,763	67,019	19.21	32,479	31,249	63,728	18.27	32,410
Malabon	9,901	855	721	1,576	15.92	762	705	1,467	14.82	728
Navotas	6,757	751	791	1,542	22.82	688	718	1,406	20.81	847
Valenzuela City	16,806	1,433	1,339	2,772	16.49	1,323	1,335	2,658	15.82	1,386
Caloocan City	42,906	4,548	4,376	8,924	20.80	4,282	4,102	8,384	19.54	4,054
Region 3	308,533	0	0	0	0.00	0	0	0	0.00	0
Aurora	6,415			0	0.00			0	0.00	
Bataan	18,124			0	0.00			0	0.00	
Bulacan	63,017			0	0.00			0	0.00	
Nueva Ecija	39,976			0	0.00			0	0.00	
Pampanga	44,258			0	0.00			0	0.00	
Tarlac	28,411			0	0.00			0	0.00	
Zambales	16,415			0	0.00			0	0.00	
Angeles City	11,104			0	0.00			0	0.00	
Balanga City	2,620			0	0.00			0	0.00	
Cabanatuan City	8,182			0	0.00			0	0.00	
City of San Fernando	8,272			0	0.00			0	0.00	
Gapan City	2,986			0	0.00			0	0.00	
Mabalacat City	6,765			0	0.00			0	0.00	
Malolos City	7,039			0	0.00			0	0.00	
Meycauayan	5,838			0	0.00			0	0.00	
Olongapo	6,474			0	0.00			0	0.00	

Area	Elig. Pop. (Total Pop. X 2.7%)	OPV 1				OPV 2				
		Male	Female	Total	%	Male	Female	Total	%	Male
PHILIPPINES	2,832,883	34,256	32,763	67,019	2.37	32,479	31,249	63,728	2.25	32,410
N C R	348,812	34,256	32,763	67,019	19.21	32,479	31,249	63,728	18.27	32,410
Malabon	9,901	855	721	1,576	15.92	762	705	1,467	14.82	728
Navotas	6,757	751	791	1,542	22.82	688	718	1,406	20.81	847
Valenzuela City	16,806	1,433	1,339	2,772	16.49	1,323	1,335	2,658	15.82	1,386
Caloocan City	42,906	4,548	4,376	8,924	20.80	4,282	4,102	8,384	19.54	4,054
Palayan City	1,111			0	0.00			0	0.00	
San Jose City	3,783			0	0.00			0	0.00	
San Jose del Monte City	16,030			0	0.00			0	0.00	
Science City of Munoz	2,206			0	0.00			0	0.00	
Tarlac City	9,507			0	0.00			0	0.00	
Region 4A	395,803	0	0	0	0.00	0	0	0	0.00	0
Batangas	49,943			0	0.00			0	0.00	
Cavite	37,001			0	0.00			0	0.00	
Laguna	27,361			0	0.00			0	0.00	
Quezon	49,968			0	0.00			0	0.00	
Rizal	58,564			0	0.00			0	0.00	
Antipolo City	21,571			0	0.00			0	0.00	
Bacoor City	16,211			0	0.00			0	0.00	
Batangas City	8,864			0	0.00			0	0.00	
Biñan City	9,175			0	0.00			0	0.00	
Cabuyao City	8,506			0	0.00			0	0.00	
Calamba City	12,521			0	0.00			0	0.00	

Area	Elig. Pop. (Total Pop. X 2.7%)	OPV 1				OPV 2				Male
		Male	Female	Total	%	Male	Female	Total	%	
PHILIPPINES	2,832,883	34,256	32,763	67,019	2.37	32,479	31,249	63,728	2.25	32,410
N C R	348,812	34,256	32,763	67,019	19.21	32,479	31,249	63,728	18.27	32,410
Malabon	9,901	855	721	1,576	15.92	762	705	1,467	14.82	728
Navotas	6,757	751	791	1,542	22.82	688	718	1,406	20.81	847
Valenzuela City	16,806	1,433	1,339	2,772	16.49	1,323	1,335	2,658	15.82	1,386
Caloocan City	42,906	4,548	4,376	8,924	20.80	4,282	4,102	8,384	19.54	4,054
Cavite City	2,775			0	0.00			0	0.00	
Dasmariñas City	17,787			0	0.00			0	0.00	
General Trias City	8,483			0	0.00			0	0.00	
Imus City	10,898			0	0.00			0	0.00	
Lipa City	8,931			0	0.00			0	0.00	
Lucena City	7,573			0	0.00			0	0.00	
San Pablo City	7,330			0	0.00			0	0.00	
San Pedro City	8,976			0	0.00			0	0.00	
Santa Rosa City	9,746			0	0.00			0	0.00	
Tagaytay City	1,921			0	0.00			0	0.00	
Tanauan City	4,658			0	0.00			0	0.00	
Tayabas City	2,838			0	0.00			0	0.00	
Trece Martires City	4,203			0	0.00			0	0.00	
Region 4B	86,845	0	0	0	0.00	0	0	0	0.00	0
Marinduque	7,009			0	0.00			0	0.00	
Mindoro Occidental	14,415			0	0.00			0	0.00	
Mindoro Oriental	24,781			0	0.00			0	0.00	
Palawan	24,471			0	0.00			0	0.00	

Area	Elig. Pop. (Total Pop. X 2.7%)	OPV 1				OPV 2				Male
		Male	Female	Total	%	Male	Female	Total	%	
PHILIPPINES	2,832,883	34,256	32,763	67,019	2.37	32,479	31,249	63,728	2.25	32,410
N C R	348,812	34,256	32,763	67,019	19.21	32,479	31,249	63,728	18.27	32,410
Malabon	9,901	855	721	1,576	15.92	762	705	1,467	14.82	728
Navotas	6,757	751	791	1,542	22.82	688	718	1,406	20.81	847
Valenzuela City	16,806	1,433	1,339	2,772	16.49	1,323	1,335	2,658	15.82	1,386
Caloocan City	42,906	4,548	4,376	8,924	20.80	4,282	4,102	8,384	19.54	4,054
Romblon	8,820			0	0.00			0	0.00	
Puerto Princesa City	7,349			0	0.00			0	0.00	
Region 5	169,200	0	0	0	0.00	0	0	0	0.00	0
Albay	32,250			0	0.00			0	0.00	
Camarines Norte	17,007			0	0.00			0	0.00	
Camarines Sur	48,225			0	0.00			0	0.00	
Catanduanes	7,750			0	0.00			0	0.00	
Masbate	25,866			0	0.00			0	0.00	
Sorsogon	23,407			0	0.00			0	0.00	
Iriga City	3,277			0	0.00			0	0.00	
Legaspi City	5,671			0	0.00			0	0.00	
Naga City	5,747			0	0.00			0	0.00	
Region 6	213,837	0	0	0	0.00	0	0	0	0.00	0
Aklan	16,209			0	0.00			0	0.00	

Area	Elig. Pop. (Total Pop. X 2.7%)	OPV 1				OPV 2				Male
		Male	Female	Total	%	Male	Female	Total	%	
PHILIPPINES	2,832,883	34,256	32,763	67,019	2.37	32,479	31,249	63,728	2.25	32,410
N C R	348,812	34,256	32,763	67,019	19.21	32,479	31,249	63,728	18.27	32,410
Malabon	9,901	855	721	1,576	15.92	762	705	1,467	14.82	728
Navotas	6,757	751	791	1,542	22.82	688	718	1,406	20.81	847
Valenzuela City	16,806	1,433	1,339	2,772	16.49	1,323	1,335	2,658	15.82	1,386
Caloocan City	42,906	4,548	4,376	8,924	20.80	4,282	4,102	8,384	19.54	4,054
Antique	17,086			0	0.00			0	0.00	
Capiz	16,542			0	0.00			0	0.00	
Guimaras	4,928			0	0.00			0	0.00	
Iloilo	51,803			0	0.00			0	0.00	
Negros Occidental	30,396			0	0.00			0	0.00	
Bacolod City	16,139			0	0.00			0	0.00	
Bago City	4,911			0	0.00			0	0.00	
Cadiz City	4,444			0	0.00			0	0.00	
Escalante City	2,702			0	0.00			0	0.00	
Himamaylan City	3,070			0	0.00			0	0.00	
Iloilo City	12,505			0	0.00			0	0.00	
Kabankalan City	5,227			0	0.00			0	0.00	
La Carlota City	1,852			0	0.00			0	0.00	
Passi City	2,248			0	0.00			0	0.00	
Roxas City	4,648			0	0.00			0	0.00	
Sagay City	4,201			0	0.00			0	0.00	
San Carlos City	3,807			0	0.00			0	0.00	
Silay City	3,646			0	0.00			0	0.00	
Sipalay City	2,013			0	0.00			0	0.00	

Area	Elig. Pop. (Total Pop. X 2.7%)	OPV 1				OPV 2				
		Male	Female	Total	%	Male	Female	Total	%	Male
PHILIPPINES	2,832,883	34,256	32,763	67,019	2.37	32,479	31,249	63,728	2.25	32,410
N C R	348,812	34,256	32,763	67,019	19.21	32,479	31,249	63,728	18.27	32,410
Malabon	9,901	855	721	1,576	15.92	762	705	1,467	14.82	728
Navotas	6,757	751	791	1,542	22.82	688	718	1,406	20.81	847
Valenzuela City	16,806	1,433	1,339	2,772	16.49	1,323	1,335	2,658	15.82	1,386
Caloocan City	42,906	4,548	4,376	8,924	20.80	4,282	4,102	8,384	19.54	4,054
Talisay City	2,936			0	0.00			0	0.00	
Victorias City	2,526			0	0.00			0	0.00	
Region 7	207,623	0	0	0	0.00	0	0	0	0.00	0
Bohol	35,732			0	0.00			0	0.00	
Cebu	65,901			0	0.00			0	0.00	
Negros Oriental	25,743			0	0.00			0	0.00	
Siquijor	2,825			0	0.00			0	0.00	
Bais City	2,196			0	0.00			0	0.00	
Bayawan City	3,393			0	0.00			0	0.00	
Canlaon City	1,569			0	0.00			0	0.00	
Cebu City	25,286			0	0.00			0	0.00	
Danao City	3,740			0	0.00			0	0.00	
Dumaguete City	3,781			0	0.00			0	0.00	
Lapu-Lapu City	11,185			0	0.00			0	0.00	
Mandaue City	9,939			0	0.00			0	0.00	
Tagbilaran City	3,106			0	0.00			0	0.00	
Talisay City	6,239			0	0.00			0	0.00	

Area	Elig. Pop. (Total Pop. X 2.7%)	OPV 1				OPV 2				Male
		Male	Female	Total	%	Male	Female	Total	%	
PHILIPPINES	2,832,883	34,256	32,763	67,019	2.37	32,479	31,249	63,728	2.25	32,410
N C R	348,812	34,256	32,763	67,019	19.21	32,479	31,249	63,728	18.27	32,410
Malabon	9,901	855	721	1,576	15.92	762	705	1,467	14.82	728
Navotas	6,757	751	791	1,542	22.82	688	718	1,406	20.81	847
Valenzuela City	16,806	1,433	1,339	2,772	16.49	1,323	1,335	2,658	15.82	1,386
Caloocan City	42,906	4,548	4,376	8,924	20.80	4,282	4,102	8,384	19.54	4,054
Tanjay City	2,318			0	0.00			0	0.00	
Toledo City	4,668			0	0.00			0	0.00	
Region 8	127,032	0	0	0	0.00	0	0	0	0.00	0
Biliran	5,180			0	0.00			0	0.00	
Eastern Samar	13,363			0	0.00			0	0.00	
Northern Leyte	42,082			0	0.00			0	0.00	
Northern Samar	18,603			0	0.00			0	0.00	
Southern Leyte	9,766			0	0.00			0	0.00	
Western Samar	17,436			0	0.00			0	0.00	
Calbayog City	5,373			0	0.00			0	0.00	
Maasin City	2,486			0	0.00			0	0.00	
Ormoc City	5,994			0	0.00			0	0.00	
Tacloban City	6,748			0	0.00			0	0.00	
Region 9	105,196	0	0	0	0.00	0	0	0	0.00	0
Zamboanga del Norte	23,031			0	0.00			0	0.00	

Area	Elig. Pop. (Total Pop. X 2.7%)	OPV 1				OPV 2				Male
		Male	Female	Total	%	Male	Female	Total	%	
PHILIPPINES	2,832,883	34,256	32,763	67,019	2.37	32,479	31,249	63,728	2.25	32,410
N C R	348,812	34,256	32,763	67,019	19.21	32,479	31,249	63,728	18.27	32,410
Malabon	9,901	855	721	1,576	15.92	762	705	1,467	14.82	728
Navotas	6,757	751	791	1,542	22.82	688	718	1,406	20.81	847
Valenzuela City	16,806	1,433	1,339	2,772	16.49	1,323	1,335	2,658	15.82	1,386
Caloocan City	42,906	4,548	4,376	8,924	20.80	4,282	4,102	8,384	19.54	4,054
Zamboanga del Sur	23,637			0	0.00			0	0.00	
Zamboanga Sibugay	18,421			0	0.00			0	0.00	
Dapitan City	2,378			0	0.00			0	0.00	
Dipolog City	3,773			0	0.00			0	0.00	
Isabela City	3,059			0	0.00			0	0.00	
Pagadian City	5,797			0	0.00			0	0.00	
Zamboanga City	25,099			0	0.00			0	0.00	
Region 10	131,148	0	0	0	0.00	0	0	0	0.00	0
Bukidnon	29,003			0	0.00			0	0.00	
Camiguin	2,576			0	0.00			0	0.00	
Lanao del Norte	19,169			0	0.00			0	0.00	
Misamis Occidental	9,349			0	0.00			0	0.00	
Misamis Oriental	19,740			0	0.00			0	0.00	
Cagayan de Oro City	18,697			0	0.00			0	0.00	
El Salvador City	1,389			0	0.00			0	0.00	
Gingoog City	3,448			0	0.00			0	0.00	

Area	Elig. Pop. (Total Pop. X 2.7%)	OPV 1				OPV 2				Male
		Male	Female	Total	%	Male	Female	Total	%	
PHILIPPINES	2,832,883	34,256	32,763	67,019	2.37	32,479	31,249	63,728	2.25	32,410
N C R	348,812	34,256	32,763	67,019	19.21	32,479	31,249	63,728	18.27	32,410
Malabon	9,901	855	721	1,576	15.92	762	705	1,467	14.82	728
Navotas	6,757	751	791	1,542	22.82	688	718	1,406	20.81	847
Valenzuela City	16,806	1,433	1,339	2,772	16.49	1,323	1,335	2,658	15.82	1,386
Caloocan City	42,906	4,548	4,376	8,924	20.80	4,282	4,102	8,384	19.54	4,054
Iligan City	9,710			0	0.00			0	0.00	
Malaybalay City	4,835			0	0.00			0	0.00	
Oroquieta City	2,026			0	0.00			0	0.00	
Ozamis City	4,061			0	0.00			0	0.00	
Tangub City	1,804			0	0.00			0	0.00	
Valencia City	5,343			0	0.00			0	0.00	
Region 11	139,135	0	0	0	0.00	0	0	0	0.00	0
Compostela Valley	21,386			0	0.00			0	0.00	
Davao del Norte	29,194			0	0.00			0	0.00	
Davao del Sur	17,739			0	0.00			0	0.00	
Davao Oriental	16,151			0	0.00			0	0.00	
Davao Occidental	8,871			0	0.00			0	0.00	
Davao City	45,794			0	0.00			0	0.00	
Region 12	129,066	0	0	0	0.00	0	0	0	0.00	0
North Cotabato	38,710			0	0.00			0	0.00	

Area	Elig. Pop. (Total Pop. X 2.7%)	OPV 1				OPV 2				Male
		Male	Female	Total	%	Male	Female	Total	%	
PHILIPPINES	2,832,883	34,256	32,763	67,019	2.37	32,479	31,249	63,728	2.25	32,410
N C R	348,812	34,256	32,763	67,019	19.21	32,479	31,249	63,728	18.27	32,410
Malabon	9,901	855	721	1,576	15.92	762	705	1,467	14.82	728
Navotas	6,757	751	791	1,542	22.82	688	718	1,406	20.81	847
Valenzuela City	16,806	1,433	1,339	2,772	16.49	1,323	1,335	2,658	15.82	1,386
Caloocan City	42,906	4,548	4,376	8,924	20.80	4,282	4,102	8,384	19.54	4,054
Sarangani	15,624			0	0.00			0	0.00	
South Cotabato	25,845			0	0.00			0	0.00	
Sultan Kudarat	23,457			0	0.00			0	0.00	
Cotabato City	8,645			0	0.00			0	0.00	
Gen. Santos City	16,785			0	0.00			0	0.00	
A.R.M.M.	105,215	0	0	0	0.00	0	0	0	0.00	0
Basilan	7,530			0	0.00			0	0.00	
Lanao del Sur	24,507			0	0.00			0	0.00	
Maguindanao	30,325			0	0.00			0	0.00	
Sulu	23,100			0	0.00			0	0.00	
Tawi-Tawi	11,821			0	0.00			0	0.00	
Lamitan City	2,072			0	0.00			0	0.00	
Marawi City	5,862			0	0.00			0	0.00	
CARAGA	76,372	0	0	0	0.00	0	0	0	0.00	0

Area	Elig. Pop. (Total Pop. X 2.7%)	OPV 1				OPV 2				Male
		Male	Female	Total	%	Male	Female	Total	%	
PHILIPPINES	2,832,883	34,256	32,763	67,019	2.37	32,479	31,249	63,728	2.25	32,410
N C R	348,812	34,256	32,763	67,019	19.21	32,479	31,249	63,728	18.27	32,410
Malabon	9,901	855	721	1,576	15.92	762	705	1,467	14.82	728
Navotas	6,757	751	791	1,542	22.82	688	718	1,406	20.81	847
Valenzuela City	16,806	1,433	1,339	2,772	16.49	1,323	1,335	2,658	15.82	1,386
Caloocan City	42,906	4,548	4,376	8,924	20.80	4,282	4,102	8,384	19.54	4,054
Agusan del Norte	10,339			0	0.00			0	0.00	
Agusan del Sur	21,166			0	0.00			0	0.00	
Surigao del Norte	9,321			0	0.00			0	0.00	
Surigao del Sur	14,612			0	0.00			0	0.00	
Province of Dinagat	3,987			0	0.00			0	0.00	
Bislig City	2,775			0	0.00			0	0.00	
Butuan City	9,831			0	0.00			0	0.00	
Surigao City	4,341			0	0.00			0	0.00	

Legend:

0 = No Case

* = No Report

Third Quarter

OPV 3			
Male	Female	Total	%
32,410	31,681	64,091	2.26
32,410	31,681	64,091	18.37
728	760	1,488	15.03
847	855	1,702	25.19
1,386	1,367	2,753	16.38
4,054	3,881	7,935	18.49
921	800	1,721	14.10
1,863	1,913	3,776	18.46
154	141	295	17.06
1,783	1,690	3,473	15.93
9,617	9,661	19,278	24.24
959	863	1,822	11.55
924	1,196	2,120	20.26
363	278	641	19.37
3,587	3,134	6,721	13.94
1,272	1,218	2,490	15.61
1,242	1,186	2,428	17.77
1,744	1,614	3,358	18.62
966	1,124	2,090	18.52

Third Quarter

OPV 3			
Male	Female	Total	%
32,410	31,681	64,091	2.26
32,410	31,681	64,091	18.37
728	760	1,488	15.03
847	855	1,702	25.19
1,386	1,367	2,753	16.38
4,054	3,881	7,935	18.49
0	0	0	0.00
		0	0.00
		0	0.00
		0	0.00
		0	0.00
		0	0.00
		0	0.00
		0	0.00
0	0	0	0.00
		0	0.00
		0	0.00
		0	0.00
		0	0.00
		0	0.00

Third Quarter

OPV 3			
Male	Female	Total	%
32,410	31,681	64,091	2.26
32,410	31,681	64,091	18.37
728	760	1,488	15.03
847	855	1,702	25.19
1,386	1,367	2,753	16.38
4,054	3,881	7,935	18.49
		0	0.00
		0	0.00
		0	0.00
		0	0.00
		0	0.00
		0	0.00
		0	0.00
		0	0.00
		0	0.00
		0	0.00
		0	0.00
		0	0.00
		0	0.00
		0	0.00
		0	0.00
0	0	0	0.00
		0	0.00
		0	0.00
		0	0.00
		0	0.00

Third Quarter

OPV 3			
Male	Female	Total	%
32,410	31,681	64,091	2.26
32,410	31,681	64,091	18.37
728	760	1,488	15.03
847	855	1,702	25.19
1,386	1,367	2,753	16.38
4,054	3,881	7,935	18.49
		0	0.00
		0	0.00
0	0	0	0.00
		0	0.00
		0	0.00
		0	0.00
		0	0.00
		0	0.00
		0	0.00
		0	0.00
		0	0.00
0	0	0	0.00
		0	0.00

Third Quarter

OPV 3			
Male	Female	Total	%
32,410	31,681	64,091	2.26
32,410	31,681	64,091	18.37
728	760	1,488	15.03
847	855	1,702	25.19
1,386	1,367	2,753	16.38
4,054	3,881	7,935	18.49
		0	0.00
		0	0.00
0	0	0	0.00
		0	0.00
		0	0.00
		0	0.00
		0	0.00
		0	0.00
		0	0.00
		0	0.00
		0	0.00
		0	0.00
0	0	0	0.00
		0	0.00

Third Quarter

OPV 3			
Male	Female	Total	%
32,410	31,681	64,091	2.26
32,410	31,681	64,091	18.37
728	760	1,488	15.03
847	855	1,702	25.19
1,386	1,367	2,753	16.38
4,054	3,881	7,935	18.49
		0	0.00
		0	0.00
		0	0.00
		0	0.00
		0	0.00
		0	0.00
		0	0.00
0	0	0	0.00
		0	0.00
		0	0.00
		0	0.00
		0	0.00
		0	0.00
0	0	0	0.00
		0	0.00

Third Quarter

OPV 3			
Male	Female	Total	%
32,410	31,681	64,091	2.26
32,410	31,681	64,091	18.37
728	760	1,488	15.03
847	855	1,702	25.19
1,386	1,367	2,753	16.38
4,054	3,881	7,935	18.49
		0	0.00
		0	0.00
		0	0.00
		0	0.00
		0	0.00
		0	0.00
0	0	0	0.00
		0	0.00
		0	0.00
		0	0.00
		0	0.00
		0	0.00
		0	0.00
0	0	0	0.00

Table 2D.4 - CHILD CARE
 2017 - Quarterly Report
 Children given Oral Polio Vaccine (OPV)

Area	Elig. Pop. (Total Pop. X 2.7%)	OPV 1				OPV 2				O	
		Male	Female	Total	%	Male	Female	Total	%	Male	Female
PHILIPPINES	2,832,883	40,497	38,945	79,442	2.80	38,283	37,434	75,717	2.67	35,866	35,311
N C R	348,812	40,497	38,945	79,442	22.77	38,283	37,434	75,717	21.71	35,866	35,311
Malabon	9,901	815	772	1,587	16.03	799	678	1,477	14.92	772	698
Navotas	6,757	1,005	1,024	2,029	30.03	1,006	1,031	2,037	30.15	974	943
Valenzuela City	16,806	2,408	2,029	4,437	26.40	1,680	1,440	3,120	18.57	1,075	1,089
Caloocan City	42,906	4,058	3,898	7,956	18.54	3,390	3,306	6,696	15.61	3,037	2,960
Marikina City	12,209	1,093	1,033	2,126	17.41	962	902	1,864	15.27	869	816
Pasig City	20,459	2,234	2,238	4,472	21.86	2,039	2,036	4,075	19.92	1,845	1,949
Pateros	1,729	157	158	315	18.22	158	151	309	17.87	148	158
Taguig	21,803	3,796	3,783	7,579	34.76	3,783	3,898	7,681	35.23	3,749	3,930
Quezon City	79,532	11,572	11,568	23,140	29.10	11,678	11,624	23,302	29.30	11,487	11,482
Makati City	15,781	1,070	958	2,028	12.85	1,015	983	1,998	12.66	1,010	952
Mandaluyong City	10,463	1,496	1,331	2,827	27.02	1,818	1,715	3,533	33.77	1,701	1,504
San Juan	3,310	177	188	365	11.03	187	210	397	12.00	159	191
Manila City	48,220	3,659	3,439	7,098	14.72	3,319	3,207	6,526	13.53	3,065	2,968
Las Piñas City	15,952	1,449	1,361	2,810	17.62	1,273	1,364	2,637	16.53	1,214	1,197
Muntinlupa City	13,666	2,347	2,245	4,592	33.60	2,160	2,190	4,350	31.83	1,926	1,980
Parañaque City	18,035	2,027	1,801	3,828	21.22	1,937	1,670	3,607	20.00	1,780	1,537
Pasay City	11,283	1,134	1,119	2,253	19.97	1,079	1,029	2,108	18.68	1,055	957

Area	Elig. Pop. (Total Pop. X 2.7%)	OPV 1				OPV 2				O	
		Male	Female	Total	%	Male	Female	Total	%	Male	Female
PHILIPPINES	2,832,883	40,497	38,945	79,442	2.80	38,283	37,434	75,717	2.67	35,866	35,311
N C R	348,812	40,497	38,945	79,442	22.77	38,283	37,434	75,717	21.71	35,866	35,311
Malabon	9,901	815	772	1,587	16.03	799	678	1,477	14.92	772	698
Navotas	6,757	1,005	1,024	2,029	30.03	1,006	1,031	2,037	30.15	974	943
Valenzuela City	16,806	2,408	2,029	4,437	26.40	1,680	1,440	3,120	18.57	1,075	1,089
Caloocan City	42,906	4,058	3,898	7,956	18.54	3,390	3,306	6,696	15.61	3,037	2,960
C A R	49,878	0	0	0	0.00	0	0	0	0.00	0	0
Abra	6,913			0	0.00			0	0.00		
Apayao	3,541			0	0.00			0	0.00		
Benguet	12,545			0	0.00			0	0.00		
Ifugao	6,031			0	0.00			0	0.00		
Kalinga	6,307			0	0.00			0	0.00		
Mt. Province	4,832			0	0.00			0	0.00		
Baguio City	9,710			0	0.00			0	0.00		
Region 1	142,108	0	0	0	0.00	0	0	0	0.00	0	0
Ilocos Norte	13,081			0	0.00			0	0.00		
Ilocos Sur	15,911			0	0.00			0	0.00		
La Union	18,406			0	0.00			0	0.00		
Pangasinan	68,378			0	0.00			0	0.00		
Alaminos City	2,584			0	0.00			0	0.00		

Area	Elig. Pop. (Total Pop. X 2.7%)	OPV 1				OPV 2				O	
		Male	Female	Total	%	Male	Female	Total	%	Male	Female
PHILIPPINES	2,832,883	40,497	38,945	79,442	2.80	38,283	37,434	75,717	2.67	35,866	35,311
N C R	348,812	40,497	38,945	79,442	22.77	38,283	37,434	75,717	21.71	35,866	35,311
Malabon	9,901	815	772	1,587	16.03	799	678	1,477	14.92	772	698
Navotas	6,757	1,005	1,024	2,029	30.03	1,006	1,031	2,037	30.15	974	943
Valenzuela City	16,806	2,408	2,029	4,437	26.40	1,680	1,440	3,120	18.57	1,075	1,089
Caloocan City	42,906	4,058	3,898	7,956	18.54	3,390	3,306	6,696	15.61	3,037	2,960
Candon City	1,677			0	0.00			0	0.00		
Dagupan City	4,933			0	0.00			0	0.00		
Laoag City	3,016			0	0.00			0	0.00		
San Carlos City	5,431			0	0.00			0	0.00		
San Fernando City	3,372			0	0.00			0	0.00		
Urdaneta City	3,829			0	0.00			0	0.00		
Vigan City	1,490			0	0.00			0	0.00		
Region 2	97,082	0	0	0	0.00	0	0	0	0.00	0	0
Batanes	512			0	0.00			0	0.00		
Cagayan	29,110			0	0.00			0	0.00		
Isabela	33,229			0	0.00			0	0.00		
Nueva Vizcaya	12,900			0	0.00			0	0.00		
Quirino	5,550			0	0.00			0	0.00		
Cauayan City	3,636			0	0.00			0	0.00		
Ilagan City	4,087			0	0.00			0	0.00		
Santiago City	3,785			0	0.00			0	0.00		
Tuguegarao City	4,273			0	0.00			0	0.00		

Area	Elig. Pop. (Total Pop. X 2.7%)	OPV 1				OPV 2				O	
		Male	Female	Total	%	Male	Female	Total	%	Male	Female
PHILIPPINES	2,832,883	40,497	38,945	79,442	2.80	38,283	37,434	75,717	2.67	35,866	35,311
N C R	348,812	40,497	38,945	79,442	22.77	38,283	37,434	75,717	21.71	35,866	35,311
Malabon	9,901	815	772	1,587	16.03	799	678	1,477	14.92	772	698
Navotas	6,757	1,005	1,024	2,029	30.03	1,006	1,031	2,037	30.15	974	943
Valenzuela City	16,806	2,408	2,029	4,437	26.40	1,680	1,440	3,120	18.57	1,075	1,089
Caloocan City	42,906	4,058	3,898	7,956	18.54	3,390	3,306	6,696	15.61	3,037	2,960
Region 3	308,533	0	0	0	0.00	0	0	0	0.00	0	0
Aurora	6,415			0	0.00			0	0.00		
Bataan	18,124			0	0.00			0	0.00		
Bulacan	63,017			0	0.00			0	0.00		
Nueva Ecija	39,976			0	0.00			0	0.00		
Pampanga	44,258			0	0.00			0	0.00		
Tarlac	28,411			0	0.00			0	0.00		
Zambales	16,415			0	0.00			0	0.00		
Angeles City	11,104			0	0.00			0	0.00		
Balanga City	2,620			0	0.00			0	0.00		
Cabanatuan City	8,182			0	0.00			0	0.00		
City of San Fernando	8,272			0	0.00			0	0.00		
Gapan City	2,986			0	0.00			0	0.00		
Mabalacat City	6,765			0	0.00			0	0.00		
Malolos City	7,039			0	0.00			0	0.00		
Meycauayan	5,838			0	0.00			0	0.00		
Olongapo	6,474			0	0.00			0	0.00		

Area	Elig. Pop. (Total Pop. X 2.7%)	OPV 1				OPV 2				O	
		Male	Female	Total	%	Male	Female	Total	%	Male	Female
PHILIPPINES	2,832,883	40,497	38,945	79,442	2.80	38,283	37,434	75,717	2.67	35,866	35,311
N C R	348,812	40,497	38,945	79,442	22.77	38,283	37,434	75,717	21.71	35,866	35,311
Malabon	9,901	815	772	1,587	16.03	799	678	1,477	14.92	772	698
Navotas	6,757	1,005	1,024	2,029	30.03	1,006	1,031	2,037	30.15	974	943
Valenzuela City	16,806	2,408	2,029	4,437	26.40	1,680	1,440	3,120	18.57	1,075	1,089
Caloocan City	42,906	4,058	3,898	7,956	18.54	3,390	3,306	6,696	15.61	3,037	2,960
Palayan City	1,111			0	0.00			0	0.00		
San Jose City	3,783			0	0.00			0	0.00		
San Jose del Monte City	16,030			0	0.00			0	0.00		
Science City of Munoz	2,206			0	0.00			0	0.00		
Tarlac City	9,507			0	0.00			0	0.00		
Region 4A	395,803	0	0	0	0.00	0	0	0	0.00	0	0
Batangas	49,943			0	0.00			0	0.00		
Cavite	37,001			0	0.00			0	0.00		
Laguna	27,361			0	0.00			0	0.00		
Quezon	49,968			0	0.00			0	0.00		
Rizal	58,564			0	0.00			0	0.00		
Antipolo City	21,571			0	0.00			0	0.00		
Bacoor City	16,211			0	0.00			0	0.00		
Batangas City	8,864			0	0.00			0	0.00		
Biñan City	9,175			0	0.00			0	0.00		
Cabuyao City	8,506			0	0.00			0	0.00		
Calamba City	12,521			0	0.00			0	0.00		

Area	Elig. Pop. (Total Pop. X 2.7%)	OPV 1				OPV 2				O	
		Male	Female	Total	%	Male	Female	Total	%	Male	Female
PHILIPPINES	2,832,883	40,497	38,945	79,442	2.80	38,283	37,434	75,717	2.67	35,866	35,311
N C R	348,812	40,497	38,945	79,442	22.77	38,283	37,434	75,717	21.71	35,866	35,311
Malabon	9,901	815	772	1,587	16.03	799	678	1,477	14.92	772	698
Navotas	6,757	1,005	1,024	2,029	30.03	1,006	1,031	2,037	30.15	974	943
Valenzuela City	16,806	2,408	2,029	4,437	26.40	1,680	1,440	3,120	18.57	1,075	1,089
Caloocan City	42,906	4,058	3,898	7,956	18.54	3,390	3,306	6,696	15.61	3,037	2,960
Cavite City	2,775			0	0.00			0	0.00		
Dasmariñas City	17,787			0	0.00			0	0.00		
General Trias City	8,483			0	0.00			0	0.00		
Imus City	10,898			0	0.00			0	0.00		
Lipa City	8,931			0	0.00			0	0.00		
Lucena City	7,573			0	0.00			0	0.00		
San Pablo City	7,330			0	0.00			0	0.00		
San Pedro City	8,976			0	0.00			0	0.00		
Santa Rosa City	9,746			0	0.00			0	0.00		
Tagaytay City	1,921			0	0.00			0	0.00		
Tanauan City	4,658			0	0.00			0	0.00		
Tayabas City	2,838			0	0.00			0	0.00		
Trece Martires City	4,203			0	0.00			0	0.00		
Region 4B	86,845	0	0	0	0.00	0	0	0	0.00	0	0
Marinduque	7,009			0	0.00			0	0.00		
Mindoro Occidental	14,415			0	0.00			0	0.00		
Mindoro Oriental	24,781			0	0.00			0	0.00		
Palawan	24,471			0	0.00			0	0.00		

Area	Elig. Pop. (Total Pop. X 2.7%)	OPV 1				OPV 2				O	
		Male	Female	Total	%	Male	Female	Total	%	Male	Female
PHILIPPINES	2,832,883	40,497	38,945	79,442	2.80	38,283	37,434	75,717	2.67	35,866	35,311
N C R	348,812	40,497	38,945	79,442	22.77	38,283	37,434	75,717	21.71	35,866	35,311
Malabon	9,901	815	772	1,587	16.03	799	678	1,477	14.92	772	698
Navotas	6,757	1,005	1,024	2,029	30.03	1,006	1,031	2,037	30.15	974	943
Valenzuela City	16,806	2,408	2,029	4,437	26.40	1,680	1,440	3,120	18.57	1,075	1,089
Caloocan City	42,906	4,058	3,898	7,956	18.54	3,390	3,306	6,696	15.61	3,037	2,960
Romblon	8,820			0	0.00			0	0.00		
Puerto Princesa City	7,349			0	0.00			0	0.00		
Region 5	169,200	0	0	0	0.00	0	0	0	0.00	0	0
Albay	32,250			0	0.00			0	0.00		
Camarines Norte	17,007			0	0.00			0	0.00		
Camarines Sur	48,225			0	0.00			0	0.00		
Catanduanes	7,750			0	0.00			0	0.00		
Masbate	25,866			0	0.00			0	0.00		
Sorsogon	23,407			0	0.00			0	0.00		
Iriga City	3,277			0	0.00			0	0.00		
Legaspi City	5,671			0	0.00			0	0.00		
Naga City	5,747			0	0.00			0	0.00		
Region 6	213,837	0	0	0	0.00	0	0	0	0.00	0	0
Aklan	16,209			0	0.00			0	0.00		

Area	Elig. Pop. (Total Pop. X 2.7%)	OPV 1				OPV 2				O	
		Male	Female	Total	%	Male	Female	Total	%	Male	Female
PHILIPPINES	2,832,883	40,497	38,945	79,442	2.80	38,283	37,434	75,717	2.67	35,866	35,311
N C R	348,812	40,497	38,945	79,442	22.77	38,283	37,434	75,717	21.71	35,866	35,311
Malabon	9,901	815	772	1,587	16.03	799	678	1,477	14.92	772	698
Navotas	6,757	1,005	1,024	2,029	30.03	1,006	1,031	2,037	30.15	974	943
Valenzuela City	16,806	2,408	2,029	4,437	26.40	1,680	1,440	3,120	18.57	1,075	1,089
Caloocan City	42,906	4,058	3,898	7,956	18.54	3,390	3,306	6,696	15.61	3,037	2,960
Antique	17,086			0	0.00			0	0.00		
Capiz	16,542			0	0.00			0	0.00		
Guimaras	4,928			0	0.00			0	0.00		
Iloilo	51,803			0	0.00			0	0.00		
Negros Occidental	30,396			0	0.00			0	0.00		
Bacolod City	16,139			0	0.00			0	0.00		
Bago City	4,911			0	0.00			0	0.00		
Cadiz City	4,444			0	0.00			0	0.00		
Escalante City	2,702			0	0.00			0	0.00		
Himamaylan City	3,070			0	0.00			0	0.00		
Iloilo City	12,505			0	0.00			0	0.00		
Kabankalan City	5,227			0	0.00			0	0.00		
La Carlota City	1,852			0	0.00			0	0.00		
Passi City	2,248			0	0.00			0	0.00		
Roxas City	4,648			0	0.00			0	0.00		
Sagay City	4,201			0	0.00			0	0.00		
San Carlos City	3,807			0	0.00			0	0.00		
Silay City	3,646			0	0.00			0	0.00		
Sipalay City	2,013			0	0.00			0	0.00		

Area	Elig. Pop. (Total Pop. X 2.7%)	OPV 1				OPV 2				O	
		Male	Female	Total	%	Male	Female	Total	%	Male	Female
PHILIPPINES	2,832,883	40,497	38,945	79,442	2.80	38,283	37,434	75,717	2.67	35,866	35,311
N C R	348,812	40,497	38,945	79,442	22.77	38,283	37,434	75,717	21.71	35,866	35,311
Malabon	9,901	815	772	1,587	16.03	799	678	1,477	14.92	772	698
Navotas	6,757	1,005	1,024	2,029	30.03	1,006	1,031	2,037	30.15	974	943
Valenzuela City	16,806	2,408	2,029	4,437	26.40	1,680	1,440	3,120	18.57	1,075	1,089
Caloocan City	42,906	4,058	3,898	7,956	18.54	3,390	3,306	6,696	15.61	3,037	2,960
Talisay City	2,936			0	0.00			0	0.00		
Victorias City	2,526			0	0.00			0	0.00		
Region 7	207,623	0	0	0	0.00	0	0	0	0.00	0	0
Bohol	35,732			0	0.00			0	0.00		
Cebu	65,901			0	0.00			0	0.00		
Negros Oriental	25,743			0	0.00			0	0.00		
Siquijor	2,825			0	0.00			0	0.00		
Bais City	2,196			0	0.00			0	0.00		
Bayawan City	3,393			0	0.00			0	0.00		
Canlaon City	1,569			0	0.00			0	0.00		
Cebu City	25,286			0	0.00			0	0.00		
Danao City	3,740			0	0.00			0	0.00		
Dumaguete City	3,781			0	0.00			0	0.00		
Lapu-Lapu City	11,185			0	0.00			0	0.00		
Mandaue City	9,939			0	0.00			0	0.00		
Tagbilaran City	3,106			0	0.00			0	0.00		
Talisay City	6,239			0	0.00			0	0.00		

Area	Elig. Pop. (Total Pop. X 2.7%)	OPV 1				OPV 2				O	
		Male	Female	Total	%	Male	Female	Total	%	Male	Female
PHILIPPINES	2,832,883	40,497	38,945	79,442	2.80	38,283	37,434	75,717	2.67	35,866	35,311
N C R	348,812	40,497	38,945	79,442	22.77	38,283	37,434	75,717	21.71	35,866	35,311
Malabon	9,901	815	772	1,587	16.03	799	678	1,477	14.92	772	698
Navotas	6,757	1,005	1,024	2,029	30.03	1,006	1,031	2,037	30.15	974	943
Valenzuela City	16,806	2,408	2,029	4,437	26.40	1,680	1,440	3,120	18.57	1,075	1,089
Caloocan City	42,906	4,058	3,898	7,956	18.54	3,390	3,306	6,696	15.61	3,037	2,960
Tanjay City	2,318			0	0.00			0	0.00		
Toledo City	4,668			0	0.00			0	0.00		
Region 8	127,032	0	0	0	0.00	0	0	0	0.00	0	0
Biliran	5,180			0	0.00			0	0.00		
Eastern Samar	13,363			0	0.00			0	0.00		
Northern Leyte	42,082			0	0.00			0	0.00		
Northern Samar	18,603			0	0.00			0	0.00		
Southern Leyte	9,766			0	0.00			0	0.00		
Western Samar	17,436			0	0.00			0	0.00		
Calbayog City	5,373			0	0.00			0	0.00		
Maasin City	2,486			0	0.00			0	0.00		
Ormoc City	5,994			0	0.00			0	0.00		
Tacloban City	6,748			0	0.00			0	0.00		
Region 9	105,196	0	0	0	0.00	0	0	0	0.00	0	0
Zamboanga del Norte	23,031			0	0.00			0	0.00		

Area	Elig. Pop. (Total Pop. X 2.7%)	OPV 1				OPV 2				O	
		Male	Female	Total	%	Male	Female	Total	%	Male	Female
PHILIPPINES	2,832,883	40,497	38,945	79,442	2.80	38,283	37,434	75,717	2.67	35,866	35,311
N C R	348,812	40,497	38,945	79,442	22.77	38,283	37,434	75,717	21.71	35,866	35,311
Malabon	9,901	815	772	1,587	16.03	799	678	1,477	14.92	772	698
Navotas	6,757	1,005	1,024	2,029	30.03	1,006	1,031	2,037	30.15	974	943
Valenzuela City	16,806	2,408	2,029	4,437	26.40	1,680	1,440	3,120	18.57	1,075	1,089
Caloocan City	42,906	4,058	3,898	7,956	18.54	3,390	3,306	6,696	15.61	3,037	2,960
Zamboanga del Sur	23,637			0	0.00			0	0.00		
Zamboanga Sibugay	18,421			0	0.00			0	0.00		
Dapitan City	2,378			0	0.00			0	0.00		
Dipolog City	3,773			0	0.00			0	0.00		
Isabela City	3,059			0	0.00			0	0.00		
Pagadian City	5,797			0	0.00			0	0.00		
Zamboanga City	25,099			0	0.00			0	0.00		
Region 10	131,148	0	0	0	0.00	0	0	0	0.00	0	0
Bukidnon	29,003			0	0.00			0	0.00		
Camiguin	2,576			0	0.00			0	0.00		
Lanao del Norte	19,169			0	0.00			0	0.00		
Misamis Occidental	9,349			0	0.00			0	0.00		
Misamis Oriental	19,740			0	0.00			0	0.00		
Cagayan de Oro City	18,697			0	0.00			0	0.00		
El Salvador City	1,389			0	0.00			0	0.00		
Gingoog City	3,448			0	0.00			0	0.00		

Area	Elig. Pop. (Total Pop. X 2.7%)	OPV 1				OPV 2				O	
		Male	Female	Total	%	Male	Female	Total	%	Male	Female
PHILIPPINES	2,832,883	40,497	38,945	79,442	2.80	38,283	37,434	75,717	2.67	35,866	35,311
N C R	348,812	40,497	38,945	79,442	22.77	38,283	37,434	75,717	21.71	35,866	35,311
Malabon	9,901	815	772	1,587	16.03	799	678	1,477	14.92	772	698
Navotas	6,757	1,005	1,024	2,029	30.03	1,006	1,031	2,037	30.15	974	943
Valenzuela City	16,806	2,408	2,029	4,437	26.40	1,680	1,440	3,120	18.57	1,075	1,089
Caloocan City	42,906	4,058	3,898	7,956	18.54	3,390	3,306	6,696	15.61	3,037	2,960
Iligan City	9,710			0	0.00			0	0.00		
Malaybalay City	4,835			0	0.00			0	0.00		
Oroquieta City	2,026			0	0.00			0	0.00		
Ozamis City	4,061			0	0.00			0	0.00		
Tangub City	1,804			0	0.00			0	0.00		
Valencia City	5,343			0	0.00			0	0.00		
Region 11	139,135	0	0	0	0.00	0	0	0	0.00	0	0
Compostela Valley	21,386			0	0.00			0	0.00		
Davao del Norte	29,194			0	0.00			0	0.00		
Davao del Sur	17,739			0	0.00			0	0.00		
Davao Oriental	16,151			0	0.00			0	0.00		
Davao Occidental	8,871			0	0.00			0	0.00		
Davao City	45,794			0	0.00			0	0.00		
Region 12	129,066	0	0	0	0.00	0	0	0	0.00	0	0
North Cotabato	38,710			0	0.00			0	0.00		

Area	Elig. Pop. (Total Pop. X 2.7%)	OPV 1				OPV 2				O	
		Male	Female	Total	%	Male	Female	Total	%	Male	Female
PHILIPPINES	2,832,883	40,497	38,945	79,442	2.80	38,283	37,434	75,717	2.67	35,866	35,311
N C R	348,812	40,497	38,945	79,442	22.77	38,283	37,434	75,717	21.71	35,866	35,311
Malabon	9,901	815	772	1,587	16.03	799	678	1,477	14.92	772	698
Navotas	6,757	1,005	1,024	2,029	30.03	1,006	1,031	2,037	30.15	974	943
Valenzuela City	16,806	2,408	2,029	4,437	26.40	1,680	1,440	3,120	18.57	1,075	1,089
Caloocan City	42,906	4,058	3,898	7,956	18.54	3,390	3,306	6,696	15.61	3,037	2,960
Sarangani	15,624			0	0.00			0	0.00		
South Cotabato	25,845			0	0.00			0	0.00		
Sultan Kudarat	23,457			0	0.00			0	0.00		
Cotabato City	8,645			0	0.00			0	0.00		
Gen. Santos City	16,785			0	0.00			0	0.00		
A.R.M.M.	105,215	0	0	0	0.00	0	0	0	0.00	0	0
Basilan	7,530			0	0.00			0	0.00		
Lanao del Sur	24,507			0	0.00			0	0.00		
Maguindanao	30,325			0	0.00			0	0.00		
Sulu	23,100			0	0.00			0	0.00		
Tawi-Tawi	11,821			0	0.00			0	0.00		
Lamitan City	2,072			0	0.00			0	0.00		
Marawi City	5,862			0	0.00			0	0.00		
CARAGA	76,372	0	0	0	0.00	0	0	0	0.00	0	0

Area	Elig. Pop. (Total Pop. X 2.7%)	OPV 1				OPV 2				O	
		Male	Female	Total	%	Male	Female	Total	%	Male	Female
PHILIPPINES	2,832,883	40,497	38,945	79,442	2.80	38,283	37,434	75,717	2.67	35,866	35,311
N C R	348,812	40,497	38,945	79,442	22.77	38,283	37,434	75,717	21.71	35,866	35,311
Malabon	9,901	815	772	1,587	16.03	799	678	1,477	14.92	772	698
Navotas	6,757	1,005	1,024	2,029	30.03	1,006	1,031	2,037	30.15	974	943
Valenzuela City	16,806	2,408	2,029	4,437	26.40	1,680	1,440	3,120	18.57	1,075	1,089
Caloocan City	42,906	4,058	3,898	7,956	18.54	3,390	3,306	6,696	15.61	3,037	2,960
Agusan del Norte	10,339			0	0.00			0	0.00		
Agusan del Sur	21,166			0	0.00			0	0.00		
Surigao del Norte	9,321			0	0.00			0	0.00		
Surigao del Sur	14,612			0	0.00			0	0.00		
Province of Dinagat	3,987			0	0.00			0	0.00		
Bislig City	2,775			0	0.00			0	0.00		
Butuan City	9,831			0	0.00			0	0.00		
Surigao City	4,341			0	0.00			0	0.00		

Legend:

0 = No Case

* = No Report

Fourth Quarter

OPV 3			
Male	Female	Total	%
35,866	35,311	71,177	2.51
35,866	35,311	71,177	20.41
772	698	1,470	14.85
974	943	1,917	28.37
1,075	1,089	2,164	12.88
3,037	2,960	5,997	13.98
869	816	1,685	13.80
1,845	1,949	3,794	18.54
148	158	306	17.70
3,749	3,930	7,679	35.22
11,487	11,482	22,969	28.88
1,010	952	1,962	12.43
1,701	1,504	3,205	30.63
159	191	350	10.58
3,065	2,968	6,033	12.51
1,214	1,197	2,411	15.11
1,926	1,980	3,906	28.58
1,780	1,537	3,317	18.39
1,055	957	2,012	17.83

Fourth Quarter

OPV 3			
Male	Female	Total	%
35,866	35,311	71,177	2.51
35,866	35,311	71,177	20.41
772	698	1,470	14.85
974	943	1,917	28.37
1,075	1,089	2,164	12.88
3,037	2,960	5,997	13.98
0	0	0	0.00
		0	0.00
		0	0.00
		0	0.00
		0	0.00
		0	0.00
		0	0.00
		0	0.00
0	0	0	0.00
		0	0.00
		0	0.00
		0	0.00
		0	0.00
		0	0.00

Fourth Quarter

OPV 3			
Male	Female	Total	%
35,866	35,311	71,177	2.51
35,866	35,311	71,177	20.41
772	698	1,470	14.85
974	943	1,917	28.37
1,075	1,089	2,164	12.88
3,037	2,960	5,997	13.98
		0	0.00
		0	0.00
		0	0.00
		0	0.00
		0	0.00
		0	0.00
		0	0.00
		0	0.00
		0	0.00
		0	0.00
		0	0.00
		0	0.00
		0	0.00
		0	0.00
		0	0.00
0	0	0	0.00
			0
			0
			0
			0

Fourth Quarter

OPV 3			
Male	Female	Total	%
35,866	35,311	71,177	2.51
35,866	35,311	71,177	20.41
772	698	1,470	14.85
974	943	1,917	28.37
1,075	1,089	2,164	12.88
3,037	2,960	5,997	13.98
		0	0.00
		0	0.00
0	0	0	0.00
		0	0.00
		0	0.00
		0	0.00
		0	0.00
		0	0.00
		0	0.00
		0	0.00
		0	0.00
0	0	0	0.00
		0	0.00

Fourth Quarter

OPV 3			
Male	Female	Total	%
35,866	35,311	71,177	2.51
35,866	35,311	71,177	20.41
772	698	1,470	14.85
974	943	1,917	28.37
1,075	1,089	2,164	12.88
3,037	2,960	5,997	13.98
		0	0.00
		0	0.00
0	0	0	0.00
		0	0.00
		0	0.00
		0	0.00
		0	0.00
		0	0.00
		0	0.00
		0	0.00
		0	0.00
		0	0.00
0	0	0	0.00
		0	0.00

Fourth Quarter

OPV 3			
Male	Female	Total	%
35,866	35,311	71,177	2.51
35,866	35,311	71,177	20.41
772	698	1,470	14.85
974	943	1,917	28.37
1,075	1,089	2,164	12.88
3,037	2,960	5,997	13.98
		0	0.00
		0	0.00
		0	0.00
		0	0.00
		0	0.00
		0	0.00
		0	0.00
0	0	0	0.00
		0	0.00
		0	0.00
		0	0.00
		0	0.00
		0	0.00
0	0	0	0.00
		0	0.00

Fourth Quarter

OPV 3			
Male	Female	Total	%
35,866	35,311	71,177	2.51
35,866	35,311	71,177	20.41
772	698	1,470	14.85
974	943	1,917	28.37
1,075	1,089	2,164	12.88
3,037	2,960	5,997	13.98
		0	0.00
		0	0.00
		0	0.00
		0	0.00
		0	0.00
		0	0.00
0	0	0	0.00
		0	0.00
		0	0.00
		0	0.00
		0	0.00
		0	0.00
		0	0.00
0	0	0	0.00

Table 2D.4 - Expanded Program on Immunization
 Children Given Oral Polio Vaccines (OPV) by Region, Province and City
 Philippines, 2017

Area	Elig. Pop. (Total Pop. X 2.7%)	OPV 1				OPV 2				OPV 3			
		Male	Female	Total	%	Male	Female	Total	%	Male	Female	Total	%
PHILIPPINES	2,832,883	140,060	133,628	273,688	9.66	135,806	131,333	267,139	9.43	134,206	130,428	264,634	9.34
N C R	348,812	140,060	133,628	273,688	78.46	135,806	131,333	267,139	76.59	134,206	130,428	264,634	75.87
Malabon	9,901	3,308	3,002	6,310	63.73	3,237	3,022	6,259	63.21	3,259	3,152	6,411	64.75
Navotas	6,757	2,854	2,875	5,729	84.78	2,791	2,901	5,692	84.23	2,910	2,858	5,768	85.36
Valenzuela City	16,806	6,516	5,905	12,421	73.91	5,702	5,438	11,140	66.29	5,252	5,184	10,436	62.10
Caloocan City	42,906	16,373	15,891	32,264	75.20	15,568	14,934	30,502	71.09	15,838	15,404	31,242	72.82
Marikina City	12,209	4,190	3,780	7,970	65.28	3,948	3,501	7,449	61.01	3,843	3,348	7,191	58.90
Pasig City	20,459	7,625	7,451	15,076	73.69	7,306	7,159	14,465	70.70	6,967	7,053	14,020	68.53
Pateros	1,729	559	542	1,101	63.67	538	557	1,095	63.32	546	532	1,078	62.34
Taguig	21,803	8,988	8,786	17,774	81.52	9,174	8,934	18,108	83.05	8,830	8,944	17,774	81.52
Quezon City	79,532	43,567	42,889	86,456	108.71	42,612	42,347	84,959	106.82	41,916	41,832	83,748	105.30
Makati City	15,781	3,944	3,644	7,588	48.08	3,853	3,702	7,555	47.87	4,021	3,810	7,831	49.62
Mandaluyong City	10,463	4,032	3,789	7,821	74.75	4,175	4,040	8,215	78.51	4,419	4,199	8,618	82.36
San Juan	3,310	1,027	913	1,940	58.62	1,074	949	2,023	61.13	1,056	957	2,013	60.82
Manila City	48,220	14,275	12,963	27,238	56.49	13,559	12,691	26,250	54.44	13,585	12,428	26,013	53.95
Las Piñas City	15,952	5,411	5,023	10,434	65.41	5,263	5,006	10,269	64.38	5,134	4,965	10,099	63.31
Muntinlupa City	13,666	5,609	5,332	10,941	80.06	5,542	5,507	11,049	80.85	5,467	5,376	10,843	79.34
Parañaque City	18,035	7,757	7,068	14,825	82.20	7,574	6,941	14,515	80.48	7,306	6,773	14,079	78.06
Pasay City	11,283	4,025	3,775	7,800	69.13	3,890	3,704	7,594	67.31	3,857	3,613	7,470	66.21

Area	Population
PHILIPPINES	104,921,600
N C R	12,918,977
Malabon	366,709
Navotas	250,271
Valenzuela City	622,432
Caloocan City	1,589,110
Marikina City	452,201
Pasig City	757,747
Pateros	64,047
Taguig	807,523
Quezon City	2,945,629
Makati City	584,490
Mandaluyong City	387,528
San Juan	122,576
Manila City	1,785,917
Las Piñas City	590,802
Muntinlupa City	506,144
Paranaque City	667,979
Pasay City	417,872
C A R	1,847,347
Abra	256,026
Apayao	131,153
Benguet	464,636
Ifugao	223,352
Kalinga	233,593
Mt. Province	178,971
Baguio City	359,616
Region 1	5,263,258
Ilocos Norte	484,494
Ilocos Sur	589,290

La Union	681,693
Pangasinan	2,532,532
Alaminos City	95,689
Candon City	62,112
Dagupan City	182,690
Laoag City	111,710
San Carlos City	201,143
San Fernando City	124,900
Urdaneta City	141,803
Vigan City	55,202
Region 2	3,595,622
Batanes	18,971
Cagayan	1,078,135
Isabela	1,230,706
Nueva Vizcaya	477,778
Quirino	205,567
Cauayan City	134,673
Iligan City	151,356
Santiago City	140,191
Tuguegarao City	158,245
Region 3	11,427,140
Aurora	237,604
Bataan	671,252
Bulacan	2,333,965
Nueva Ecija	1,480,580
Pampanga	1,639,177
Tarlac	1,052,247
Zambales	607,963
Angeles City	411,264
Balanga City	97,024
Cabanatuan City	303,032
City of San Fernando	306,383
Gapan City	110,595
Mabalacat City	250,573
Malolos City	260,690
Meycauayan City	216,230
Olongapo City	239,790
Palayan City	41,150
San Jose City	140,108
San Jose del Monte City	593,712
Science City of Munoz	81,699

Tarlac City	352,102
Region 4A	14,659,354
Batangas	1,849,727
Cavite	1,370,415
Laguna	1,013,373
Quezon	1,850,661
Rizal	2,169,034
Antipolo City	798,926
Bacoor City	600,403
Batangas City	328,280
Biñan City	339,800
Cabuyao City	315,023
Calamba City	463,727
Cavite City	102,771
Dasmariñas City	658,793
General Trias City	314,195
Imus City	403,647
Lipa City	330,780
Lucena City	280,472
San Pablo City	271,478
San Pedro City	332,434
Santa Rosa City	360,960
Tagaytay City	71,157
Tanauan City	172,528
Tayabas City	105,110
Trece Martires City	155,660
Region 4B	3,216,467
Marinduque	259,577
Mindoro Occidental	533,874
Mindoro Oriental	917,824
Palawan	906,323
Romblon	326,679
Puerto Princesa City	272,190
Region 5	6,266,653
Albay	1,194,430
Camarines Norte	629,884
Camarines Sur	1,786,113
Catanduanes	287,041
Masbate	958,009
Sorsogon	866,924

Iriga City	121,360
Legaspi City	210,047
Naga City	212,845
Region 6	7,919,888
Aklan	600,348
Antique	632,798
Capiz	612,662
Guimaras	182,501
Iloilo	1,918,628
Negros Occidental	1,125,762
Bacolod City	597,740
Bago City	181,895
Cadiz City	164,599
Escalante City	100,075
Himamaylan City	113,702
Iloilo City	463,139
Kabankalan City	193,593
La Carlota City	68,584
Passi City	83,267
Roxas City	172,140
Sagay City	155,600
San Carlos City	140,996
Silay City	135,032
Sipalay City	74,543
Talisay City	108,738
Victorias City	93,546
Region 7	7,689,735
Bohol	1,323,414
Cebu	2,440,782
Negros Oriental	953,432
Siquijor	104,634
Bais City	81,328
Bayawan City	125,684
Canlaon City	58,108
Cebu City	936,521
Danao City	138,528
Dumaguete City	140,050
Lapu-Lapu City	414,265
Mandaue City	368,121
Tagbilaran City	115,039
Talisay City	231,077

Tanjay City	85,849
Toledo City	172,903
Region 8	4,704,894
Biliran	191,837
Eastern Samar	494,944
Northern Leyte	1,558,603
Northern Samar	689,007
Southern Leyte	361,717
Western Samar	645,788
Calbayog City	198,999
Maasin City	92,056
Ormoc City	222,004
Tacloban City	249,939
Region 9	3,896,152
Zamboanga del Norte	853,006
Zamboanga del Sur	875,453
Zamboanga Sibugay	682,270
Dapitan City	88,075
Dipolog City	139,734
Isabela City	113,312
Pagadian City	214,717
Zamboanga City	929,585
Region 10	4,857,341
Bukidnon	1,074,188
Camiguin	95,407
Lanao del Norte	709,977
Misamis Occidental	346,249
Misamis Oriental	731,104
Cagayan de Oro City	692,476
El Salvador City	51,431
Gingoog City	127,695
Iligan City	359,629
Malaybalay City	179,056
Oroquieta City	75,030
Ozamis City	150,393
Tangub City	66,816
Valencia City	197,890
Region 11	5,153,130

Compostela Valley	792,056
Davao del Norte	1,081,260
Davao del Sur	657,018
Davao Oriental	598,176
Davao Occidental	328,560
Davao City	1,696,060
Region 12	4,780,211
North Cotabato	1,433,708
Sarangani	578,658
South Cotabato	957,215
Sultan Kudarat	868,777
Cotabato City	320,178
Gen. Santos City	621,675
A.R.M.M.	3,896,848
Basilan	278,875
Lanao del Sur	907,663
Maguindanao	1,123,143
Sulu	855,540
Tawi-Tawi	437,801
Lamitan City	76,729
Marawi City	217,097
CARAGA	2,828,583
Agusan del Norte	382,932
Agusan del Sur	783,933
Surigao del Norte	345,210
Surigao del Sur	541,169
Province of Dinagat	147,679
Bislig City	102,789
Butuan City	364,093
Surigao City	160,778

Projected Population

Area	Elig. Pop. (Total)	OPV 1				OPV 2	
		Male	Female	Total	%	Male	Female
Philippines	2,832,883	140,060	133,628	273,688	9.66	135,806	131,333
NCR	348,812	140,060	133,628	273,688	78.46	135,806	131,333
CAR	49,878	0	0	0	0.00	-	-
Region 1	142,108	0	0	0	0.00	-	-
Region 2	97,082	0	0	0	0.00	-	-
Region 3	308,533	0	0	0	0.00	-	-
Region 4A	395,803	0	0	0	0.00	-	-
Region 4B	86,845	0	0	0	0.00	-	-
Region 5	169,200	0	0	0	0.00	-	-
Region 6	213,837	0	0	0	0.00	-	-
Region 7	207,623	0	0	0	0.00	-	-
Region 8	127,032	0	0	0	0.00	-	-
Region 9	105,196	0	0	0	0.00	-	-
Region 10	131,148	0	0	0	0.00	-	-
Region 11	139,135	0	0	0	0.00	-	-
Region 12	129,066	0	0	0	0.00	-	-
ARMM	105,215	0	0	0	0.00	-	-
CARAGA	76,372	0	0	0	0.00	-	-

Figure 2D.11

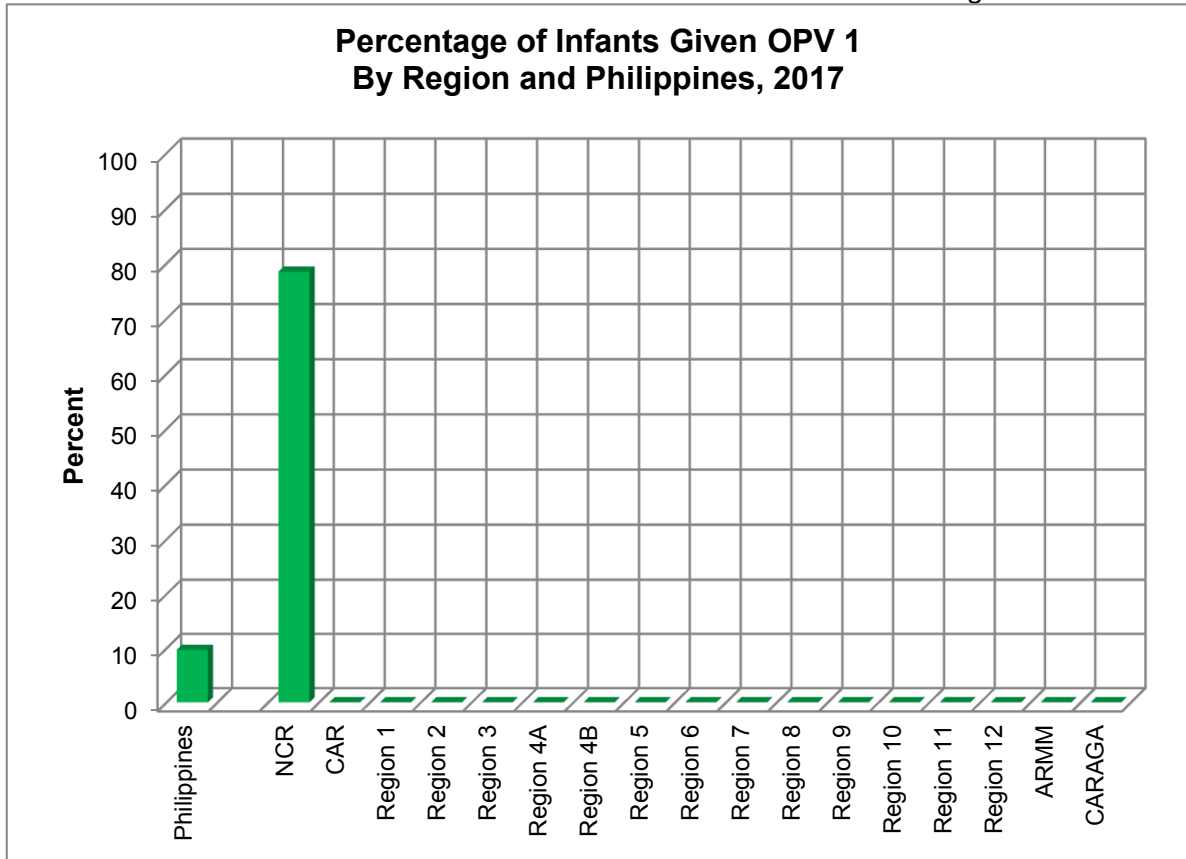


Figure 2D.12

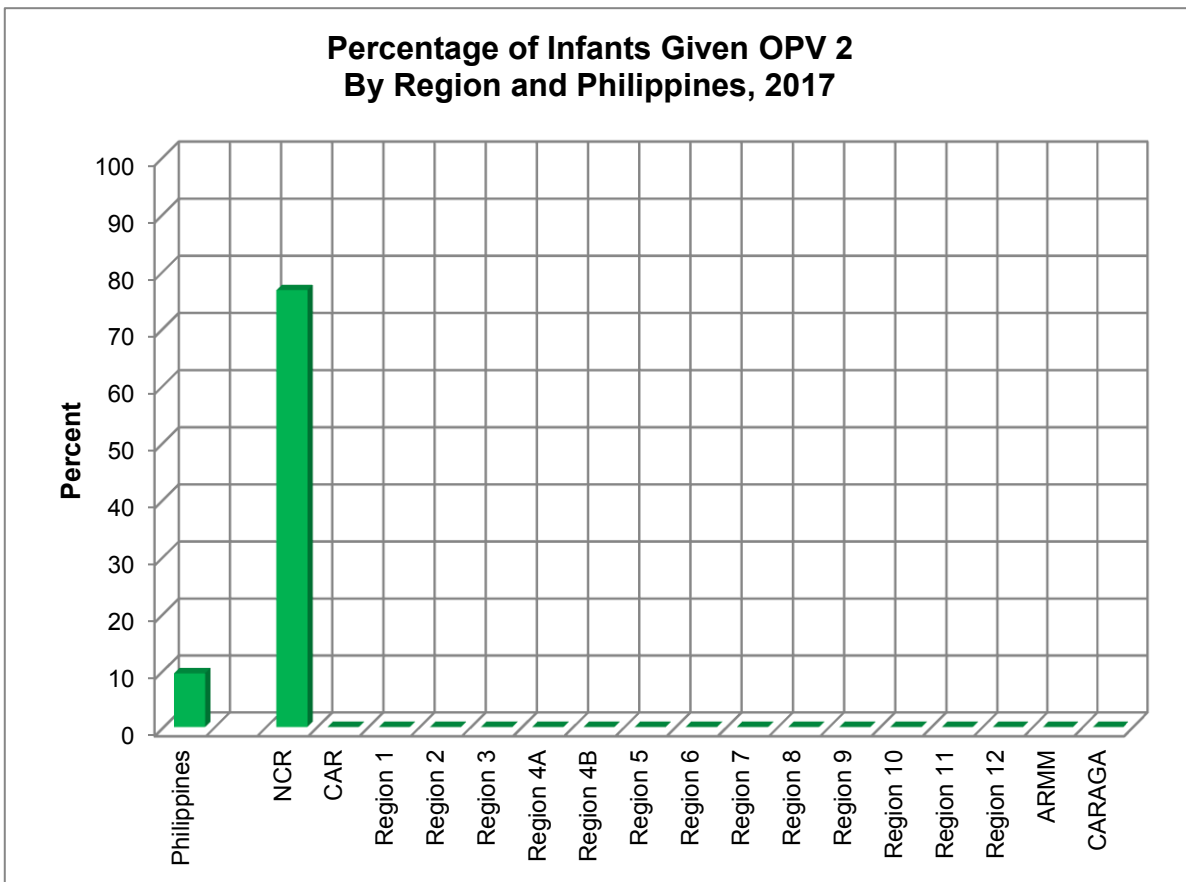


Figure 2D.13

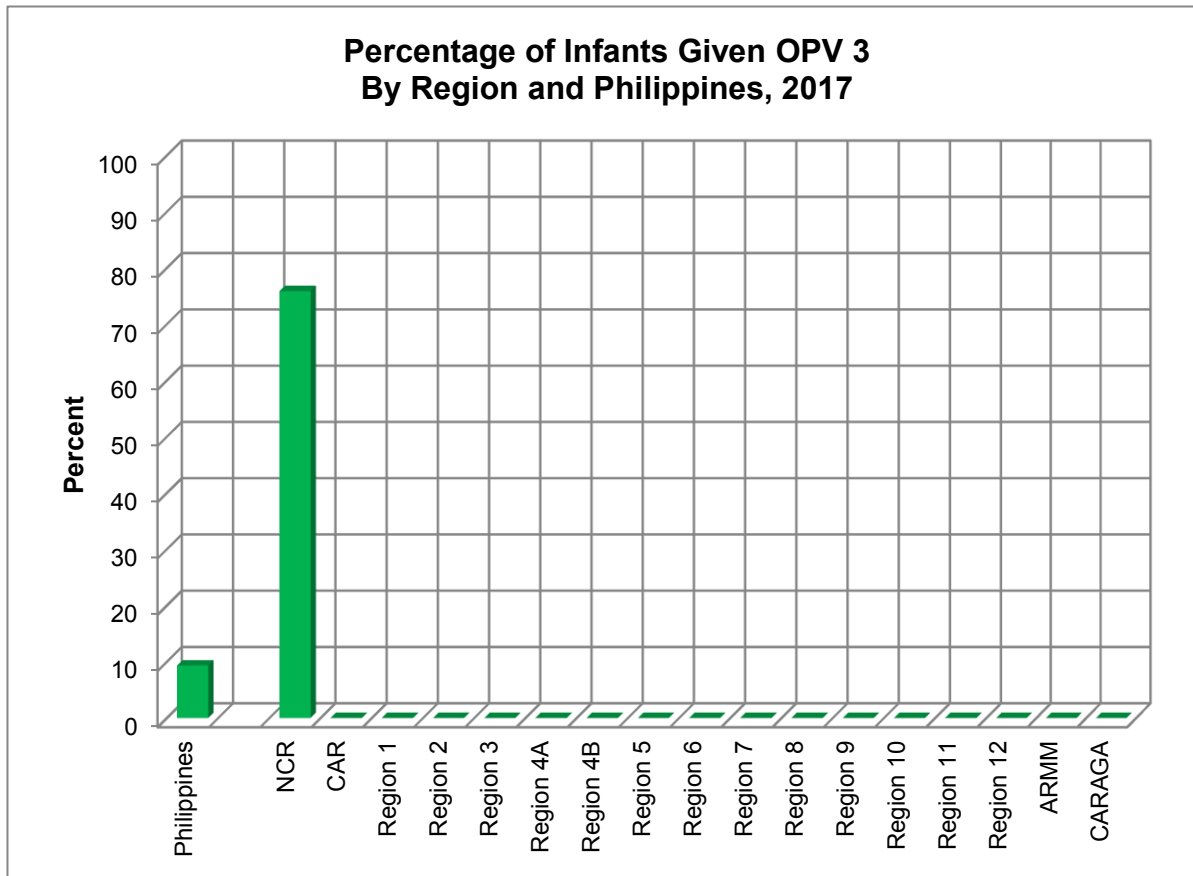


Figure 2D.14

