

CHILD CARE
2017 - Annual Report
Infants given Pneumococcal Conjugate Vaccines

First Quar

Area	Elig. Pop. (Total Pop. X 2.7%)	PCV 1				PCV 2				PCV 3		
		Male	Female	Total	%	Male	Female	Total	%	Male	Female	Total
PHILIPPINES	2,832,883	0	0	0	0.00	0	0	0	0.00	0	0	0
N C R	348,812	0	0	0	0.00	0	0	0	0.00	0	0	0
Malabon	9,901	0	0	0	0.00	0	0	0	0.00	0	0	0
Navotas	6,757	0	0	0	0.00	0	0	0	0.00	0	0	0
Valenzuela City	16,806	0	0	0	0.00	0	0	0	0.00	0	0	0
Caloocan City	42,906	0	0	0	0.00	0	0	0	0.00	0	0	0
Marikina City	12,209	0	0	0	0.00	0	0	0	0.00	0	0	0
Pasig City	20,459	0	0	0	0.00	0	0	0	0.00	0	0	0
Pateros	1,729	0	0	0	0.00	0	0	0	0.00	0	0	0
Taguig	21,803	0	0	0	0.00	0	0	0	0.00	0	0	0
Quezon City	79,532	0	0	0	0.00	0	0	0	0.00	0	0	0
Makati City	15,781	0	0	0	0.00	0	0	0	0.00	0	0	0
Mandaluyong City	10,463	0	0	0	0.00	0	0	0	0.00	0	0	0
San Juan	3,310	0	0	0	0.00	0	0	0	0.00	0	0	0
Manila City	48,220	0	0	0	0.00	0	0	0	0.00	0	0	0
Las Piñas City	15,952	0	0	0	0.00	0	0	0	0.00	0	0	0
Muntinlupa City	13,666	0	0	0	0.00	0	0	0	0.00	0	0	0
Parañaque City	18,035	0	0	0	0.00	0	0	0	0.00	0	0	0
Pasay City	11,283	0	0	0	0.00	0	0	0	0.00	0	0	0

Area	Elig. Pop. (Total Pop. X 2.7%)	PCV 1				PCV 2				PCV 3		
		Male	Female	Total	%	Male	Female	Total	%	Male	Female	Total
PHILIPPINES	2,832,883	0	0	0	0.00	0	0	0	0.00	0	0	0
N C R	348,812	0	0	0	0.00	0	0	0	0.00	0	0	0
Malabon	9,901	0	0	0	0.00	0	0	0	0.00	0	0	0
Navotas	6,757	0	0	0	0.00	0	0	0	0.00	0	0	0
Valenzuela City	16,806	0	0	0	0.00	0	0	0	0.00	0	0	0
Caloocan City	42,906	0	0	0	0.00	0	0	0	0.00	0	0	0
C A R	49,878	0	0	0	0.00	0	0	0	0.00	0	0	0
Abra	6,913			0	0.00			0	0.00			0
Apayao	3,541			0	0.00			0	0.00			0
Benguet	12,545			0	0.00			0	0.00			0
Ifugao	6,031			0	0.00			0	0.00			0
Kalinga	6,307			0	0.00			0	0.00			0
Mt. Province	4,832			0	0.00			0	0.00			0
Baguio City	9,710			0	0.00			0	0.00			0
Region 1	142,108	0	0	0	0.00	0	0	0	0.00	0	0	0
Ilocos Norte	13,081			0	0.00			0	0.00			0
Ilocos Sur	15,911			0	0.00			0	0.00			0
La Union	18,406			0	0.00			0	0.00			0
Pangasinan	68,378			0	0.00			0	0.00			0

Area	Elig. Pop. (Total Pop. X 2.7%)	PCV 1				PCV 2				PCV 3		
		Male	Female	Total	%	Male	Female	Total	%	Male	Female	Total
PHILIPPINES	2,832,883	0	0	0	0.00	0	0	0	0.00	0	0	0
N C R	348,812	0	0	0	0.00	0	0	0	0.00	0	0	0
Malabon	9,901	0	0	0	0.00	0	0	0	0.00	0	0	0
Navotas	6,757	0	0	0	0.00	0	0	0	0.00	0	0	0
Valenzuela City	16,806	0	0	0	0.00	0	0	0	0.00	0	0	0
Caloocan City	42,906	0	0	0	0.00	0	0	0	0.00	0	0	0
Alaminos City	2,584			0	0.00			0	0.00			0
Candon City	1,677			0	0.00			0	0.00			0
Dagupan City	4,933			0	0.00			0	0.00			0
Laoag City	3,016			0	0.00			0	0.00			0
San Carlos City	5,431			0	0.00			0	0.00			0
San Fernando City	3,372			0	0.00			0	0.00			0
Urdaneta City	3,829			0	0.00			0	0.00			0
Vigan City	1,490			0	0.00			0	0.00			0
Region 2	97,082	0	0	0	0.00	0	0	0	0.00	0	0	0
Batanes	512			0	0.00			0	0.00			0
Cagayan	29,110			0	0.00			0	0.00			0
Isabela	33,229			0	0.00			0	0.00			0
Nueva Vizcaya	12,900			0	0.00			0	0.00			0
Quirino	5,550			0	0.00			0	0.00			0
Cauayan City	3,636			0	0.00			0	0.00			0
Ilagan City	4,087			0	0.00			0	0.00			0

Area	Elig. Pop. (Total Pop. X 2.7%)	PCV 1				PCV 2				PCV 3		
		Male	Female	Total	%	Male	Female	Total	%	Male	Female	Total
PHILIPPINES	2,832,883	0	0	0	0.00	0	0	0	0.00	0	0	0
N C R	348,812	0	0	0	0.00	0	0	0	0.00	0	0	0
Malabon	9,901	0	0	0	0.00	0	0	0	0.00	0	0	0
Navotas	6,757	0	0	0	0.00	0	0	0	0.00	0	0	0
Valenzuela City	16,806	0	0	0	0.00	0	0	0	0.00	0	0	0
Caloocan City	42,906	0	0	0	0.00	0	0	0	0.00	0	0	0
Santiago City	3,785			0	0.00			0	0.00			0
Tuguegarao City	4,273			0	0.00			0	0.00			0
Region 3	308,533	0	0	0	0.00	0	0	0	0.00	0	0	0
Aurora	6,415			0	0.00			0	0.00			0
Bataan	18,124			0	0.00			0	0.00			0
Bulacan	63,017			0	0.00			0	0.00			0
Nueva Ecija	39,976			0	0.00			0	0.00			0
Pampanga	44,258			0	0.00			0	0.00			0
Tarlac	28,411			0	0.00			0	0.00			0
Zambales	16,415			0	0.00			0	0.00			0
Angeles City	11,104			0	0.00			0	0.00			0
Balanga City	2,620			0	0.00			0	0.00			0
Cabanatuan City	8,182			0	0.00			0	0.00			0
City of San Fernando	8,272			0	0.00			0	0.00			0
Gapan City	2,986			0	0.00			0	0.00			0
Mabalacat City	6,765			0	0.00			0	0.00			0

Area	Elig. Pop. (Total Pop. X 2.7%)	PCV 1				PCV 2				PCV 3		
		Male	Female	Total	%	Male	Female	Total	%	Male	Female	Total
PHILIPPINES	2,832,883	0	0	0	0.00	0	0	0	0.00	0	0	0
N C R	348,812	0	0	0	0.00	0	0	0	0.00	0	0	0
Malabon	9,901	0	0	0	0.00	0	0	0	0.00	0	0	0
Navotas	6,757	0	0	0	0.00	0	0	0	0.00	0	0	0
Valenzuela City	16,806	0	0	0	0.00	0	0	0	0.00	0	0	0
Caloocan City	42,906	0	0	0	0.00	0	0	0	0.00	0	0	0
Malolos City	7,039			0	0.00			0	0.00			0
Meycauayan	5,838			0	0.00			0	0.00			0
Olongapo	6,474			0	0.00			0	0.00			0
Palayan City	1,111			0	0.00			0	0.00			0
San Jose City	3,783			0	0.00			0	0.00			0
San Jose del Monte C	16,030			0	0.00			0	0.00			0
Science City of Munoz	2,206			0	0.00			0	0.00			0
Tarlac City	9,507			0	0.00			0	0.00			0
Region 4A	395,803	0	0	0	0.00	0	0	0	0.00	0	0	0
Batangas	49,943			0	0.00			0	0.00			0
Cavite	37,001			0	0.00			0	0.00			0
Laguna	27,361			0	0.00			0	0.00			0
Quezon	49,968			0	0.00			0	0.00			0
Rizal	58,564			0	0.00			0	0.00			0
Antipolo City	21,571			0	0.00			0	0.00			0
Bacoor City	16,211			0	0.00			0	0.00			0

First Quar

Area	Elig. Pop. (Total Pop. X 2.7%)	PCV 1				PCV 2				PCV 3		
		Male	Female	Total	%	Male	Female	Total	%	Male	Female	Total
PHILIPPINES	2,832,883	0	0	0	0.00	0	0	0	0.00	0	0	0
N C R	348,812	0	0	0	0.00	0	0	0	0.00	0	0	0
Malabon	9,901	0	0	0	0.00	0	0	0	0.00	0	0	0
Navotas	6,757	0	0	0	0.00	0	0	0	0.00	0	0	0
Valenzuela City	16,806	0	0	0	0.00	0	0	0	0.00	0	0	0
Caloocan City	42,906	0	0	0	0.00	0	0	0	0.00	0	0	0
Batangas City	8,864			0	0.00			0	0.00			0
Biñan City	9,175			0	0.00			0	0.00			0
Cabuyao City	8,506			0	0.00			0	0.00			0
Calamba City	12,521			0	0.00			0	0.00			0
Cavite City	2,775			0	0.00			0	0.00			0
Dasmariñas City	17,787			0	0.00			0	0.00			0
General Trias City	8,483			0	0.00			0	0.00			0
Imus City	10,898			0	0.00			0	0.00			0
Lipa City	8,931			0	0.00			0	0.00			0
Lucena City	7,573			0	0.00			0	0.00			0
San Pablo City	7,330			0	0.00			0	0.00			0
San Pedro City	8,976			0	0.00			0	0.00			0
Santa Rosa City	9,746			0	0.00			0	0.00			0
Tagaytay City	1,921			0	0.00			0	0.00			0
Tanauan City	4,658			0	0.00			0	0.00			0
Tayabas City	2,838			0	0.00			0	0.00			0
Trece Martires City	4,203			0	0.00			0	0.00			0
Region 4B	86,845	0	0	0	0.00	0	0	0	0.00	0	0	0

First Quar

Area	Elig. Pop. (Total Pop. X 2.7%)	PCV 1				PCV 2				PCV 3		
		Male	Female	Total	%	Male	Female	Total	%	Male	Female	Total
PHILIPPINES	2,832,883	0	0	0	0.00	0	0	0	0.00	0	0	0
N C R	348,812	0	0	0	0.00	0	0	0	0.00	0	0	0
Malabon	9,901	0	0	0	0.00	0	0	0	0.00	0	0	0
Navotas	6,757	0	0	0	0.00	0	0	0	0.00	0	0	0
Valenzuela City	16,806	0	0	0	0.00	0	0	0	0.00	0	0	0
Caloocan City	42,906	0	0	0	0.00	0	0	0	0.00	0	0	0
Marinduque	7,009			0	0.00			0	0.00			0
Mindoro Occidental	14,415			0	0.00			0	0.00			0
Mindoro Oriental	24,781			0	0.00			0	0.00			0
Palawan	24,471			0	0.00			0	0.00			0
Romblon	8,820			0	0.00			0	0.00			0
Puerto Princesa City	7,349			0	0.00			0	0.00			0
Region 5	169,200	0	0	0	0.00	0	0	0	0.00	0	0	0
Albay	32,250			0	0.00			0	0.00			0
Camarines Norte	17,007			0	0.00			0	0.00			0
Camarines Sur	48,225			0	0.00			0	0.00			0
Catanduanes	7,750			0	0.00			0	0.00			0
Masbate	25,866			0	0.00			0	0.00			0
Sorsogon	23,407			0	0.00			0	0.00			0
Iriga City	3,277			0	0.00			0	0.00			0

Area	Elig. Pop. (Total Pop. X 2.7%)	PCV 1				PCV 2				PCV 3		
		Male	Female	Total	%	Male	Female	Total	%	Male	Female	Total
PHILIPPINES	2,832,883	0	0	0	0.00	0	0	0	0.00	0	0	0
N C R	348,812	0	0	0	0.00	0	0	0	0.00	0	0	0
Malabon	9,901	0	0	0	0.00	0	0	0	0.00	0	0	0
Navotas	6,757	0	0	0	0.00	0	0	0	0.00	0	0	0
Valenzuela City	16,806	0	0	0	0.00	0	0	0	0.00	0	0	0
Caloocan City	42,906	0	0	0	0.00	0	0	0	0.00	0	0	0
Legaspi City	5,671			0	0.00			0	0.00			0
Naga City	5,747			0	0.00			0	0.00			0
Region 6	213,837	0	0	0	0.00	0	0	0	0.00	0	0	0
Aklan	16,209			0	0.00			0	0.00			0
Antique	17,086			0	0.00			0	0.00			0
Capiz	16,542			0	0.00			0	0.00			0
Guimaras	4,928			0	0.00			0	0.00			0
Iloilo	51,803			0	0.00			0	0.00			0
Negros Occidental	30,396			0	0.00			0	0.00			0
Bacolod City	16,139			0	0.00			0	0.00			0
Bago City	4,911			0	0.00			0	0.00			0
Cadiz City	4,444			0	0.00			0	0.00			0
Escalante City	2,702			0	0.00			0	0.00			0
Himamaylan City	3,070			0	0.00			0	0.00			0
Iloilo City	12,505			0	0.00			0	0.00			0
Kabankalan City	5,227			0	0.00			0	0.00			0

Area	Elig. Pop. (Total Pop. X 2.7%)	PCV 1				PCV 2				PCV 3		
		Male	Female	Total	%	Male	Female	Total	%	Male	Female	Total
PHILIPPINES	2,832,883	0	0	0	0.00	0	0	0	0.00	0	0	0
N C R	348,812	0	0	0	0.00	0	0	0	0.00	0	0	0
Malabon	9,901	0	0	0	0.00	0	0	0	0.00	0	0	0
Navotas	6,757	0	0	0	0.00	0	0	0	0.00	0	0	0
Valenzuela City	16,806	0	0	0	0.00	0	0	0	0.00	0	0	0
Caloocan City	42,906	0	0	0	0.00	0	0	0	0.00	0	0	0
La Carlota City	1,852			0	0.00			0	0.00			0
Passi City	2,248			0	0.00			0	0.00			0
Roxas City	4,648			0	0.00			0	0.00			0
Sagay City	4,201			0	0.00			0	0.00			0
San Carlos City	3,807			0	0.00			0	0.00			0
Silay City	3,646			0	0.00			0	0.00			0
Sipalay City	2,013			0	0.00			0	0.00			0
Talisay City	2,936			0	0.00			0	0.00			0
Victorias City	2,526			0	0.00			0	0.00			0
Region 7	207,623	0	0	0	0.00	0	0	0	0.00	0	0	0
Bohol	35,732			0	0.00			0	0.00			0
Cebu	65,901			0	0.00			0	0.00			0
Negros Oriental	25,743			0	0.00			0	0.00			0
Siquijor	2,825			0	0.00			0	0.00			0
Bais City	2,196			0	0.00			0	0.00			0
Bayawan City	3,393			0	0.00			0	0.00			0

Area	Elig. Pop. (Total Pop. X 2.7%)	PCV 1				PCV 2				PCV 3		
		Male	Female	Total	%	Male	Female	Total	%	Male	Female	Total
PHILIPPINES	2,832,883	0	0	0	0.00	0	0	0	0.00	0	0	0
N C R	348,812	0	0	0	0.00	0	0	0	0.00	0	0	0
Malabon	9,901	0	0	0	0.00	0	0	0	0.00	0	0	0
Navotas	6,757	0	0	0	0.00	0	0	0	0.00	0	0	0
Valenzuela City	16,806	0	0	0	0.00	0	0	0	0.00	0	0	0
Caloocan City	42,906	0	0	0	0.00	0	0	0	0.00	0	0	0
Canlaon City	1,569			0	0.00			0	0.00			0
Cebu City	25,286			0	0.00			0	0.00			0
Danao City	3,740			0	0.00			0	0.00			0
Dumaguete City	3,781			0	0.00			0	0.00			0
Lapu-Lapu City	11,185			0	0.00			0	0.00			0
Mandaue City	9,939			0	0.00			0	0.00			0
Tagbilaran City	3,106			0	0.00			0	0.00			0
Talisay City	6,239			0	0.00			0	0.00			0
Tanjay City	2,318			0	0.00			0	0.00			0
Toledo City	4,668			0	0.00			0	0.00			0
Region 8	127,032	0	0	0	0.00	0	0	0	0.00	0	0	0
Biliran	5,180			0	0.00			0	0.00			0
Eastern Samar	13,363			0	0.00			0	0.00			0
Northern Leyte	42,082			0	0.00			0	0.00			0
Northern Samar	18,603			0	0.00			0	0.00			0
Southern Leyte	9,766			0	0.00			0	0.00			0
Western Samar	17,436			0	0.00			0	0.00			0

Area	Elig. Pop. (Total Pop. X 2.7%)	PCV 1				PCV 2				PCV 3		
		Male	Female	Total	%	Male	Female	Total	%	Male	Female	Total
PHILIPPINES	2,832,883	0	0	0	0.00	0	0	0	0.00	0	0	0
N C R	348,812	0	0	0	0.00	0	0	0	0.00	0	0	0
Malabon	9,901	0	0	0	0.00	0	0	0	0.00	0	0	0
Navotas	6,757	0	0	0	0.00	0	0	0	0.00	0	0	0
Valenzuela City	16,806	0	0	0	0.00	0	0	0	0.00	0	0	0
Caloocan City	42,906	0	0	0	0.00	0	0	0	0.00	0	0	0
Calbayog City	5,373			0	0.00			0	0.00			0
Maasin City	2,486			0	0.00			0	0.00			0
Ormoc City	5,994			0	0.00			0	0.00			0
Tacloban City	6,748			0	0.00			0	0.00			0
Region 9	105,196	0	0	0	0.00	0	0	0	0.00	0	0	0
Zamboanga del Norte	23,031			0	0.00			0	0.00			0
Zamboanga del Sur	23,637			0	0.00			0	0.00			0
Zamboanga Sibugay	18,421			0	0.00			0	0.00			0
Dapitan City	2,378			0	0.00			0	0.00			0
Dipolog City	3,773			0	0.00			0	0.00			0
Isabela City	3,059			0	0.00			0	0.00			0
Pagadian City	5,797			0	0.00			0	0.00			0
Zamboanga City	25,099			0	0.00			0	0.00			0
Region 10	131,148	0	0	0	0.00	0	0	0	0.00	0	0	0

Area	Elig. Pop. (Total Pop. X 2.7%)	PCV 1				PCV 2				PCV 3		
		Male	Female	Total	%	Male	Female	Total	%	Male	Female	Total
PHILIPPINES	2,832,883	0	0	0	0.00	0	0	0	0.00	0	0	0
N C R	348,812	0	0	0	0.00	0	0	0	0.00	0	0	0
Malabon	9,901	0	0	0	0.00	0	0	0	0.00	0	0	0
Navotas	6,757	0	0	0	0.00	0	0	0	0.00	0	0	0
Valenzuela City	16,806	0	0	0	0.00	0	0	0	0.00	0	0	0
Caloocan City	42,906	0	0	0	0.00	0	0	0	0.00	0	0	0
Bukidnon	29,003			0	0.00			0	0.00			0
Camiguin	2,576			0	0.00			0	0.00			0
Lanao del Norte	19,169			0	0.00			0	0.00			0
Misamis Occidental	9,349			0	0.00			0	0.00			0
Misamis Oriental	19,740			0	0.00			0	0.00			0
Cagayan de Oro City	18,697			0	0.00			0	0.00			0
El Salvador City	1,389			0	0.00			0	0.00			0
Gingoog City	3,448			0	0.00			0	0.00			0
Iligan City	9,710			0	0.00			0	0.00			0
Malaybalay City	4,835			0	0.00			0	0.00			0
Oroquieta City	2,026			0	0.00			0	0.00			0
Ozamis City	4,061			0	0.00			0	0.00			0
Tangub City	1,804			0	0.00			0	0.00			0
Valencia City	5,343			0	0.00			0	0.00			0
Region 11	139,135	0	0	0	0.00	0	0	0	0.00	0	0	0

Area	Elig. Pop. (Total Pop. X 2.7%)	PCV 1				PCV 2				PCV 3		
		Male	Female	Total	%	Male	Female	Total	%	Male	Female	Total
PHILIPPINES	2,832,883	0	0	0	0.00	0	0	0	0.00	0	0	0
N C R	348,812	0	0	0	0.00	0	0	0	0.00	0	0	0
Malabon	9,901	0	0	0	0.00	0	0	0	0.00	0	0	0
Navotas	6,757	0	0	0	0.00	0	0	0	0.00	0	0	0
Valenzuela City	16,806	0	0	0	0.00	0	0	0	0.00	0	0	0
Caloocan City	42,906	0	0	0	0.00	0	0	0	0.00	0	0	0
Compostela Valley	21,386			0	0.00			0	0.00			0
Davao del Norte	29,194			0	0.00			0	0.00			0
Davao del Sur	17,739			0	0.00			0	0.00			0
Davao Oriental	8,871			0	0.00			0	0.00			0
Davao Occidental	16,151			0	0.00			0	0.00			0
Davao City	45,794			0	0.00			0	0.00			0
Region 12	129,066	0	0	0	0.00	0	0	0	0.00	0	0	0
North Cotabato	38,710			0	0.00			0	0.00			0
Sarangani	15,624			0	0.00			0	0.00			0
South Cotabato	25,845			0	0.00			0	0.00			0
Sultan Kudarat	23,457			0	0.00			0	0.00			0
Cotabato City	8,645			0	0.00			0	0.00			0
Gen. Santos City	16,785			0	0.00			0	0.00			0
A.R.M.M.	105,215	0	0	0	0.00	0	0	0	0.00	0	0	0

Area	Elig. Pop. (Total Pop. X 2.7%)	PCV 1				PCV 2				PCV 3		
		Male	Female	Total	%	Male	Female	Total	%	Male	Female	Total
PHILIPPINES	2,832,883	0	0	0	0.00	0	0	0	0.00	0	0	0
N C R	348,812	0	0	0	0.00	0	0	0	0.00	0	0	0
Malabon	9,901	0	0	0	0.00	0	0	0	0.00	0	0	0
Navotas	6,757	0	0	0	0.00	0	0	0	0.00	0	0	0
Valenzuela City	16,806	0	0	0	0.00	0	0	0	0.00	0	0	0
Caloocan City	42,906	0	0	0	0.00	0	0	0	0.00	0	0	0
Basilan	7,530			0	0.00			0	0.00			0
Lanao del Sur	24,507			0	0.00			0	0.00			0
Maguindanao	30,325			0	0.00			0	0.00			0
Sulu	23,100			0	0.00			0	0.00			0
Tawi-Tawi	11,821			0	0.00			0	0.00			0
Lamitan City	2,072			0	0.00			0	0.00			0
Marawi City	5,862			0	0.00			0	0.00			0
CARAGA	76,372	0	0	0	0.00	0	0	0	0.00	0	0	0
Agusan del Norte	10,339			0	0.00			0	0.00			0
Agusan del Sur	21,166			0	0.00			0	0.00			0
Surigao del Norte	9,321			0	0.00			0	0.00			0
Surigao del Sur	14,612			0	0.00			0	0.00			0
Province of Dinagat	3,987			0	0.00			0	0.00			0
Bislig City	2,775			0	0.00			0	0.00			0

First Quar

Area	Elig. Pop. (Total Pop. X 2.7%)	PCV 1				PCV 2				PCV 3		
		Male	Female	Total	%	Male	Female	Total	%	Male	Female	Total
PHILIPPINES	2,832,883	0	0	0	0.00	0	0	0	0.00	0	0	0
N C R	348,812	0	0	0	0.00	0	0	0	0.00	0	0	0
Malabon	9,901	0	0	0	0.00	0	0	0	0.00	0	0	0
Navotas	6,757	0	0	0	0.00	0	0	0	0.00	0	0	0
Valenzuela City	16,806	0	0	0	0.00	0	0	0	0.00	0	0	0
Caloocan City	42,906	0	0	0	0.00	0	0	0	0.00	0	0	0
Butuan City	9,831			0	0.00			0	0.00			0
Surigao City	4,341			0	0.00			0	0.00			0

Legend:

0 = No Case

* = No Report

First Quarter

	PCV 3				IPV			
%	Male	Female	Total	%	Male	Female	Total	%
0.00	0	0	0	0.00	20,533	19,393	39,926	
0.00	0	0	0	0.00	20,533	19,393	39,926	11.45
0.00	0	0	0	0.00	585	570	1,155	11.67
0.00	0	0	0	0.00	406	382	788	11.66
0.00	0	0	0	0.00	563	553	1,116	6.64
0.00	0	0	0	0.00	2836	2586	5,422	12.64
0.00	0	0	0	0.00	954	870	1,824	14.94
0.00	0	0	0	0.00	601	621	1,222	5.97
0.00	0	0	0	0.00	156	147	303	17.52
0.00	0	0	0	0.00	62	57	119	0.55
0.00	0	0	0	0.00	5549	5460	11,009	13.84
0.00	0	0	0	0.00	963	856	1,819	11.53
0.00	0	0	0	0.00	332	291	623	5.95
0.00	0	0	0	0.00	288	261	549	16.59
0.00	0	0	0	0.00	2996	2764	5,760	11.95
0.00	0	0	0	0.00	980	909	1,889	11.84
0.00	0	0	0	0.00	707	677	1,384	10.13
0.00	0	0	0	0.00	1681	1628	3,309	18.35
0.00	0	0	0	0.00	874	761	1,635	14.49

First Quarter

PCV 3					IPV			
%	Male	Female	Total	%	Male	Female	Total	%
0.00	0	0	0	0.00	20,533	19,393	39,926	
0.00	0	0	0	0.00	20,533	19,393	39,926	11.45
0.00	0	0	0	0.00	585	570	1,155	11.67
0.00	0	0	0	0.00	406	382	788	11.66
0.00	0	0	0	0.00	563	553	1,116	6.64
0.00	0	0	0	0.00	2836	2586	5,422	12.64
0.00	0	0	0	0.00				
0.00			0	0.00				
0.00			0	0.00				
0.00			0	0.00				
0.00			0	0.00				
0.00			0	0.00				
0.00			0	0.00				
0.00			0	0.00				
0.00			0	0.00				
0.00			0	0.00				
0.00			0	0.00				
0.00	0	0	0	0.00				
0.00			0	0.00				
0.00			0	0.00				
0.00			0	0.00				

First Quarter

	PCV 3				IPV			
%	Male	Female	Total	%	Male	Female	Total	%
0.00	0	0	0	0.00	20,533	19,393	39,926	
0.00	0	0	0	0.00	20,533	19,393	39,926	11.45
0.00	0	0	0	0.00	585	570	1,155	11.67
0.00	0	0	0	0.00	406	382	788	11.66
0.00	0	0	0	0.00	563	553	1,116	6.64
0.00	0	0	0	0.00	2836	2586	5,422	12.64
0.00			0	0.00				
0.00			0	0.00				
0.00			0	0.00				
0.00			0	0.00				
0.00			0	0.00				
0.00			0	0.00				
0.00			0	0.00				
0.00			0	0.00				
0.00			0	0.00				
0.00			0	0.00				
0.00			0	0.00				
0.00			0	0.00				
0.00			0	0.00				
0.00			0	0.00				
0.00			0	0.00				
0.00			0	0.00				
0.00			0	0.00				
0.00	0	0	0	0.00				

First Quarter

	PCV 3				IPV			
%	Male	Female	Total	%	Male	Female	Total	%
0.00	0	0	0	0.00	20,533	19,393	39,926	
0.00	0	0	0	0.00	20,533	19,393	39,926	11.45
0.00	0	0	0	0.00	585	570	1,155	11.67
0.00	0	0	0	0.00	406	382	788	11.66
0.00	0	0	0	0.00	563	553	1,116	6.64
0.00	0	0	0	0.00	2836	2586	5,422	12.64
0.00			0	0.00				
0.00			0	0.00				
0.00			0	0.00				
0.00			0	0.00				
0.00	0	0	0	0.00				
0.00			0	0.00				
0.00			0	0.00				
0.00			0	0.00				
0.00			0	0.00				
0.00			0	0.00				
0.00			0	0.00				
0.00	0	0	0	0.00				

First Quarter

	PCV 3				IPV			
%	Male	Female	Total	%	Male	Female	Total	%
0.00	0	0	0	0.00	20,533	19,393	39,926	
0.00	0	0	0	0.00	20,533	19,393	39,926	11.45
0.00	0	0	0	0.00	585	570	1,155	11.67
0.00	0	0	0	0.00	406	382	788	11.66
0.00	0	0	0	0.00	563	553	1,116	6.64
0.00	0	0	0	0.00	2836	2586	5,422	12.64
0.00			0	0.00				
0.00			0	0.00				
0.00			0	0.00				
0.00			0	0.00				
0.00			0	0.00				
0.00			0	0.00				
0.00			0	0.00				
0.00			0	0.00				
0.00			0	0.00				
0.00			0	0.00				
0.00			0	0.00				
0.00			0	0.00				
0.00	0	0	0	0.00				

First Quarter

PCV 3					IPV			
%	Male	Female	Total	%	Male	Female	Total	%
0.00	0	0	0	0.00	20,533	19,393	39,926	
0.00	0	0	0	0.00	20,533	19,393	39,926	11.45
0.00	0	0	0	0.00	585	570	1,155	11.67
0.00	0	0	0	0.00	406	382	788	11.66
0.00	0	0	0	0.00	563	553	1,116	6.64
0.00	0	0	0	0.00	2836	2586	5,422	12.64
0.00			0	0.00				
0.00			0	0.00				
0.00			0	0.00				
0.00			0	0.00				
0.00			0	0.00				
0.00			0	0.00				
0.00	0	0	0	0.00				
0.00			0	0.00				
0.00			0	0.00				
0.00			0	0.00				
0.00			0	0.00				
0.00			0	0.00				
0.00			0	0.00				
0.00	0	0	0	0.00				

First Quarter

PCV 3					IPV			
%	Male	Female	Total	%	Male	Female	Total	%
0.00	0	0	0	0.00	20,533	19,393	39,926	
0.00	0	0	0	0.00	20,533	19,393	39,926	11.45
0.00	0	0	0	0.00	585	570	1,155	11.67
0.00	0	0	0	0.00	406	382	788	11.66
0.00	0	0	0	0.00	563	553	1,116	6.64
0.00	0	0	0	0.00	2836	2586	5,422	12.64
0.00			0	0.00				
0.00			0	0.00				

CHILD CARE
2017 - Annual Report
Infants given Pneumococcal Conjugate Vaccines

Area	Elig. Pop. (Total Pop. X 2.7%)	PCV 1				PCV 2				PCV	
		Male	Female	Total	%	Male	Female	Total	%	Male	Female
PHILIPPINES	2,832,883	0	0	0	0.00	0	0	0	0.00	0	0
N C R	348,812	0	0	0	0.00	0	0	0	0.00	0	0
Malabon	9,901	0	0	0	0.00	0	0	0	0.00	0	0
Navotas	6,757	0	0	0	0.00	0	0	0	0.00	0	0
Valenzuela City	16,806	0	0	0	0.00	0	0	0	0.00	0	0
Caloocan City	42,906	0	0	0	0.00	0	0	0	0.00	0	0
Marikina City	12,209	0	0	0	0.00	0	0	0	0.00	0	0
Pasig City	20,459	0	0	0	0.00	0	0	0	0.00	0	0
Pateros	1,729	0	0	0	0.00	0	0	0	0.00	0	0
Taguig	21,803	0	0	0	0.00	0	0	0	0.00	0	0
Quezon City	79,532	0	0	0	0.00	0	0	0	0.00	0	0
Makati City	15,781	0	0	0	0.00	0	0	0	0.00	0	0
Mandaluyong City	10,463	0	0	0	0.00	0	0	0	0.00	0	0
San Juan	3,310	0	0	0	0.00	0	0	0	0.00	0	0
Manila City	48,220	0	0	0	0.00	0	0	0	0.00	0	0
Las Piñas City	15,952	0	0	0	0.00	0	0	0	0.00	0	0
Muntinlupa City	13,666	0	0	0	0.00	0	0	0	0.00	0	0
Parañaque City	18,035	0	0	0	0.00	0	0	0	0.00	0	0
Pasay City	11,283	0	0	0	0.00	0	0	0	0.00	0	0

Area	Elig. Pop. (Total Pop. X 2.7%)	PCV 1				PCV 2				PCV	
		Male	Female	Total	%	Male	Female	Total	%	Male	Female
PHILIPPINES	2,832,883	0	0	0	0.00	0	0	0	0.00	0	0
N C R	348,812	0	0	0	0.00	0	0	0	0.00	0	0
Malabon	9,901	0	0	0	0.00	0	0	0	0.00	0	0
Navotas	6,757	0	0	0	0.00	0	0	0	0.00	0	0
Valenzuela City	16,806	0	0	0	0.00	0	0	0	0.00	0	0
Caloocan City	42,906	0	0	0	0.00	0	0	0	0.00	0	0
C A R	49,878	0	0	0	0.00	0	0	0	0.00	0	0
Abra	6,913			0	0.00			0	0.00		
Apayao	3,541			0	0.00			0	0.00		
Benguet	12,545			0	0.00			0	0.00		
Ifugao	6,031			0	0.00			0	0.00		
Kalinga	6,307			0	0.00			0	0.00		
Mt. Province	4,832			0	0.00			0	0.00		
Baguio City	9,710			0	0.00			0	0.00		
Region 1	142,108	0	0	0	0.00	0	0	0	0.00	0	0
Ilocos Norte	13,081			0	0.00			0	0.00		
Ilocos Sur	15,911			0	0.00			0	0.00		
La Union	18,406			0	0.00			0	0.00		
Pangasinan	68,378			0	0.00			0	0.00		
Alaminos City	2,584			0	0.00			0	0.00		

Area	Elig. Pop. (Total Pop. X 2.7%)	PCV 1				PCV 2				PCV	
		Male	Female	Total	%	Male	Female	Total	%	Male	Female
PHILIPPINES	2,832,883	0	0	0	0.00	0	0	0	0.00	0	0
N C R	348,812	0	0	0	0.00	0	0	0	0.00	0	0
Malabon	9,901	0	0	0	0.00	0	0	0	0.00	0	0
Navotas	6,757	0	0	0	0.00	0	0	0	0.00	0	0
Valenzuela City	16,806	0	0	0	0.00	0	0	0	0.00	0	0
Caloocan City	42,906	0	0	0	0.00	0	0	0	0.00	0	0
Candon City	1,677			0	0.00			0	0.00		
Dagupan City	4,933			0	0.00			0	0.00		
Laoag City	3,016			0	0.00			0	0.00		
San Carlos City	5,431			0	0.00			0	0.00		
San Fernando City	3,372			0	0.00			0	0.00		
Urdaneta City	3,829			0	0.00			0	0.00		
Vigan City	1,490			0	0.00			0	0.00		
Region 2	97,082	0	0	0	0.00	0	0	0	0.00	0	0
Batanes	512			0	0.00			0	0.00		
Cagayan	29,110			0	0.00			0	0.00		
Isabela	33,229			0	0.00			0	0.00		
Nueva Vizcaya	12,900			0	0.00			0	0.00		
Quirino	5,550			0	0.00			0	0.00		
Cauayan City	3,636			0	0.00			0	0.00		
Ilagan City	4,087			0	0.00			0	0.00		
Santiago City	3,785			0	0.00			0	0.00		
Tuguegarao City	4,273			0	0.00			0	0.00		

Area	Elig. Pop. (Total Pop. X 2.7%)	PCV 1				PCV 2				PCV	
		Male	Female	Total	%	Male	Female	Total	%	Male	Female
PHILIPPINES	2,832,883	0	0	0	0.00	0	0	0	0.00	0	0
N C R	348,812	0	0	0	0.00	0	0	0	0.00	0	0
Malabon	9,901	0	0	0	0.00	0	0	0	0.00	0	0
Navotas	6,757	0	0	0	0.00	0	0	0	0.00	0	0
Valenzuela City	16,806	0	0	0	0.00	0	0	0	0.00	0	0
Caloocan City	42,906	0	0	0	0.00	0	0	0	0.00	0	0
Region 3	308,533	0	0	0	0.00	0	0	0	0.00	0	0
Aurora	6,415			0	0.00			0	0.00		
Bataan	18,124			0	0.00			0	0.00		
Bulacan	63,017			0	0.00			0	0.00		
Nueva Ecija	39,976			0	0.00			0	0.00		
Pampanga	44,258			0	0.00			0	0.00		
Tarlac	28,411			0	0.00			0	0.00		
Zambales	16,415			0	0.00			0	0.00		
Angeles City	11,104			0	0.00			0	0.00		
Balanga City	2,620			0	0.00			0	0.00		
Cabanatuan City	8,182			0	0.00			0	0.00		
City of San Fernando	8,272			0	0.00			0	0.00		
Gapan City	2,986			0	0.00			0	0.00		
Mabalacat City	6,765			0	0.00			0	0.00		
Malolos City	7,039			0	0.00			0	0.00		
Meycauayan	5,838			0	0.00			0	0.00		
Olongapo	6,474			0	0.00			0	0.00		

Area	Elig. Pop. (Total Pop. X 2.7%)	PCV 1				PCV 2				PCV	
		Male	Female	Total	%	Male	Female	Total	%	Male	Female
PHILIPPINES	2,832,883	0	0	0	0.00	0	0	0	0.00	0	0
N C R	348,812	0	0	0	0.00	0	0	0	0.00	0	0
Malabon	9,901	0	0	0	0.00	0	0	0	0.00	0	0
Navotas	6,757	0	0	0	0.00	0	0	0	0.00	0	0
Valenzuela City	16,806	0	0	0	0.00	0	0	0	0.00	0	0
Caloocan City	42,906	0	0	0	0.00	0	0	0	0.00	0	0
Palayan City	1,111			0	0.00			0	0.00		
San Jose City	3,783			0	0.00			0	0.00		
San Jose del Monte City	16,030			0	0.00			0	0.00		
Science City of Munoz	2,206			0	0.00			0	0.00		
Tarlac City	9,507			0	0.00			0	0.00		
Region 4A	395,803	0	0	0	0.00	0	0	0	0.00	0	0
Batangas	49,943			0	0.00			0	0.00		
Cavite	37,001			0	0.00			0	0.00		
Laguna	27,361			0	0.00			0	0.00		
Quezon	49,968			0	0.00			0	0.00		
Rizal	58,564			0	0.00			0	0.00		
Antipolo City	21,571			0	0.00			0	0.00		
Bacoor City	16,211			0	0.00			0	0.00		
Batangas City	8,864			0	0.00			0	0.00		
Biñan City	9,175			0	0.00			0	0.00		
Cabuyao City	8,506			0	0.00			0	0.00		
Calamba City	12,521			0	0.00			0	0.00		

Area	Elig. Pop. (Total Pop. X 2.7%)	PCV 1				PCV 2				PCV	
		Male	Female	Total	%	Male	Female	Total	%	Male	Female
PHILIPPINES	2,832,883	0	0	0	0.00	0	0	0	0.00	0	0
N C R	348,812	0	0	0	0.00	0	0	0	0.00	0	0
Malabon	9,901	0	0	0	0.00	0	0	0	0.00	0	0
Navotas	6,757	0	0	0	0.00	0	0	0	0.00	0	0
Valenzuela City	16,806	0	0	0	0.00	0	0	0	0.00	0	0
Caloocan City	42,906	0	0	0	0.00	0	0	0	0.00	0	0
Cavite City	2,775			0	0.00			0	0.00		
Dasmariñas City	17,787			0	0.00			0	0.00		
General Trias City	8,483			0	0.00			0	0.00		
Imus City	10,898			0	0.00			0	0.00		
Lipa City	8,931			0	0.00			0	0.00		
Lucena City	7,573			0	0.00			0	0.00		
San Pablo City	7,330			0	0.00			0	0.00		
San Pedro City	8,976			0	0.00			0	0.00		
Santa Rosa City	9,746			0	0.00			0	0.00		
Tagaytay City	1,921			0	0.00			0	0.00		
Tanauan City	4,658			0	0.00			0	0.00		
Tayabas City	2,838			0	0.00			0	0.00		
Trece Martires City	4,203			0	0.00			0	0.00		
Region 4B	86,845	0	0	0	0.00	0	0	0	0.00	0	0
Marinduque	7,009			0	0.00			0	0.00		
Mindoro Occidental	14,415			0	0.00			0	0.00		
Mindoro Oriental	24,781			0	0.00			0	0.00		
Palawan	24,471			0	0.00			0	0.00		

Area	Elig. Pop. (Total Pop. X 2.7%)	PCV 1				PCV 2				PCV	
		Male	Female	Total	%	Male	Female	Total	%	Male	Female
PHILIPPINES	2,832,883	0	0	0	0.00	0	0	0	0.00	0	0
N C R	348,812	0	0	0	0.00	0	0	0	0.00	0	0
Malabon	9,901	0	0	0	0.00	0	0	0	0.00	0	0
Navotas	6,757	0	0	0	0.00	0	0	0	0.00	0	0
Valenzuela City	16,806	0	0	0	0.00	0	0	0	0.00	0	0
Caloocan City	42,906	0	0	0	0.00	0	0	0	0.00	0	0
Romblon	8,820			0	0.00			0	0.00		
Puerto Princesa City	7,349			0	0.00			0	0.00		
Region 5	169,200	0	0	0	0.00	0	0	0	0.00	0	0
Albay	32,250			0	0.00			0	0.00		
Camarines Norte	17,007			0	0.00			0	0.00		
Camarines Sur	48,225			0	0.00			0	0.00		
Catanduanes	7,750			0	0.00			0	0.00		
Masbate	25,866			0	0.00			0	0.00		
Sorsogon	23,407			0	0.00			0	0.00		
Iriga City	3,277			0	0.00			0	0.00		
Legaspi City	5,671			0	0.00			0	0.00		
Naga City	5,747			0	0.00			0	0.00		
Region 6	213,837	0	0	0	0.00	0	0	0	0.00	0	0
Aklan	16,209			0	0.00			0	0.00		

Area	Elig. Pop. (Total Pop. X 2.7%)	PCV 1				PCV 2				PCV	
		Male	Female	Total	%	Male	Female	Total	%	Male	Female
PHILIPPINES	2,832,883	0	0	0	0.00	0	0	0	0.00	0	0
N C R	348,812	0	0	0	0.00	0	0	0	0.00	0	0
Malabon	9,901	0	0	0	0.00	0	0	0	0.00	0	0
Navotas	6,757	0	0	0	0.00	0	0	0	0.00	0	0
Valenzuela City	16,806	0	0	0	0.00	0	0	0	0.00	0	0
Caloocan City	42,906	0	0	0	0.00	0	0	0	0.00	0	0
Antique	17,086			0	0.00			0	0.00		
Capiz	16,542			0	0.00			0	0.00		
Guimaras	4,928			0	0.00			0	0.00		
Iloilo	51,803			0	0.00			0	0.00		
Negros Occidental	30,396			0	0.00			0	0.00		
Bacolod City	16,139			0	0.00			0	0.00		
Bago City	4,911			0	0.00			0	0.00		
Cadiz City	4,444			0	0.00			0	0.00		
Escalante City	2,702			0	0.00			0	0.00		
Himamaylan City	3,070			0	0.00			0	0.00		
Iloilo City	12,505			0	0.00			0	0.00		
Kabankalan City	5,227			0	0.00			0	0.00		
La Carlota City	1,852			0	0.00			0	0.00		
Passi City	2,248			0	0.00			0	0.00		
Roxas City	4,648			0	0.00			0	0.00		
Sagay City	4,201			0	0.00			0	0.00		
San Carlos City	3,807			0	0.00			0	0.00		
Silay City	3,646			0	0.00			0	0.00		
Sipalay City	2,013			0	0.00			0	0.00		

Area	Elig. Pop. (Total Pop. X 2.7%)	PCV 1				PCV 2				PCV	
		Male	Female	Total	%	Male	Female	Total	%	Male	Female
PHILIPPINES	2,832,883	0	0	0	0.00	0	0	0	0.00	0	0
N C R	348,812	0	0	0	0.00	0	0	0	0.00	0	0
Malabon	9,901	0	0	0	0.00	0	0	0	0.00	0	0
Navotas	6,757	0	0	0	0.00	0	0	0	0.00	0	0
Valenzuela City	16,806	0	0	0	0.00	0	0	0	0.00	0	0
Caloocan City	42,906	0	0	0	0.00	0	0	0	0.00	0	0
Talisay City	2,936			0	0.00			0	0.00		
Victorias City	2,526			0	0.00			0	0.00		
Region 7	207,623	0	0	0	0.00	0	0	0	0.00	0	0
Bohol	35,732			0	0.00			0	0.00		
Cebu	65,901			0	0.00			0	0.00		
Negros Oriental	25,743			0	0.00			0	0.00		
Siquijor	2,825			0	0.00			0	0.00		
Bais City	2,196			0	0.00			0	0.00		
Bayawan City	3,393			0	0.00			0	0.00		
Canlaon City	1,569			0	0.00			0	0.00		
Cebu City	25,286			0	0.00			0	0.00		
Danao City	3,740			0	0.00			0	0.00		
Dumaguete City	3,781			0	0.00			0	0.00		
Lapu-Lapu City	11,185			0	0.00			0	0.00		
Mandaue City	9,939			0	0.00			0	0.00		
Tagbilaran City	3,106			0	0.00			0	0.00		
Talisay City	6,239			0	0.00			0	0.00		

Area	Elig. Pop. (Total Pop. X 2.7%)	PCV 1				PCV 2				PCV	
		Male	Female	Total	%	Male	Female	Total	%	Male	Female
PHILIPPINES	2,832,883	0	0	0	0.00	0	0	0	0.00	0	0
N C R	348,812	0	0	0	0.00	0	0	0	0.00	0	0
Malabon	9,901	0	0	0	0.00	0	0	0	0.00	0	0
Navotas	6,757	0	0	0	0.00	0	0	0	0.00	0	0
Valenzuela City	16,806	0	0	0	0.00	0	0	0	0.00	0	0
Caloocan City	42,906	0	0	0	0.00	0	0	0	0.00	0	0
Tanjay City	2,318			0	0.00			0	0.00		
Toledo City	4,668			0	0.00			0	0.00		
Region 8	127,032	0	0	0	0.00	0	0	0	0.00	0	0
Biliran	5,180			0	0.00			0	0.00		
Eastern Samar	13,363			0	0.00			0	0.00		
Northern Leyte	42,082			0	0.00			0	0.00		
Northern Samar	18,603			0	0.00			0	0.00		
Southern Leyte	9,766			0	0.00			0	0.00		
Western Samar	17,436			0	0.00			0	0.00		
Calbayog City	5,373			0	0.00			0	0.00		
Maasin City	2,486			0	0.00			0	0.00		
Ormoc City	5,994			0	0.00			0	0.00		
Tacloban City	6,748			0	0.00			0	0.00		
Region 9	105,196	0	0	0	0.00	0	0	0	0.00	0	0
Zamboanga del Norte	23,031			0	0.00			0	0.00		

Area	Elig. Pop. (Total Pop. X 2.7%)	PCV 1				PCV 2				PCV	
		Male	Female	Total	%	Male	Female	Total	%	Male	Female
PHILIPPINES	2,832,883	0	0	0	0.00	0	0	0	0.00	0	0
N C R	348,812	0	0	0	0.00	0	0	0	0.00	0	0
Malabon	9,901	0	0	0	0.00	0	0	0	0.00	0	0
Navotas	6,757	0	0	0	0.00	0	0	0	0.00	0	0
Valenzuela City	16,806	0	0	0	0.00	0	0	0	0.00	0	0
Caloocan City	42,906	0	0	0	0.00	0	0	0	0.00	0	0
Zamboanga del Sur	23,637			0	0.00			0	0.00		
Zamboanga Sibugay	18,421			0	0.00			0	0.00		
	0										
Dapitan City	2,378			0	0.00			0	0.00		
Dipolog City	3,773			0	0.00			0	0.00		
Isabela City	3,059			0	0.00			0	0.00		
Pagadian City	5,797			0	0.00			0	0.00		
Zamboanga City	25,099			0	0.00			0	0.00		
Region 10	131,148	0	0	0	0.00	0	0	0	0.00	0	0
Bukidnon	29,003			0	0.00			0	0.00		
Camiguin	2,576			0	0.00			0	0.00		
Lanao del Norte	19,169			0	0.00			0	0.00		
Misamis Occidental	9,349			0	0.00			0	0.00		
Misamis Oriental	19,740			0	0.00			0	0.00		
Cagayan de Oro City	18,697			0	0.00			0	0.00		
El Salvador City	1,389			0	0.00			0	0.00		
Gingoog City	3,448			0	0.00			0	0.00		

Area	Elig. Pop. (Total Pop. X 2.7%)	PCV 1				PCV 2				PCV	
		Male	Female	Total	%	Male	Female	Total	%	Male	Female
PHILIPPINES	2,832,883	0	0	0	0.00	0	0	0	0.00	0	0
N C R	348,812	0	0	0	0.00	0	0	0	0.00	0	0
Malabon	9,901	0	0	0	0.00	0	0	0	0.00	0	0
Navotas	6,757	0	0	0	0.00	0	0	0	0.00	0	0
Valenzuela City	16,806	0	0	0	0.00	0	0	0	0.00	0	0
Caloocan City	42,906	0	0	0	0.00	0	0	0	0.00	0	0
Iligan City	9,710			0	0.00			0	0.00		
Malaybalay City	4,835			0	0.00			0	0.00		
Oroquieta City	2,026			0	0.00			0	0.00		
Ozamis City	4,061			0	0.00			0	0.00		
Tangub City	1,804			0	0.00			0	0.00		
Valencia City	5,343			0	0.00			0	0.00		
Region 11	139,135	0	0	0	0.00	0	0	0	0.00	0	0
Compostela Valley	21,386			0	0.00			0	0.00		
Davao del Norte	29,194			0	0.00			0	0.00		
Davao del Sur	17,739			0	0.00			0	0.00		
Davao Oriental	8,871			0	0.00			0	0.00		
Davao Occidental	16,151			0	0.00			0	0.00		
Davao City	45,794			0	0.00			0	0.00		
Region 12	129,066	0	0	0	0.00	0	0	0	0.00	0	0
North Cotabato	38,710			0	0.00			0	0.00		

Area	Elig. Pop. (Total Pop. X 2.7%)	PCV 1				PCV 2				PCV	
		Male	Female	Total	%	Male	Female	Total	%	Male	Female
PHILIPPINES	2,832,883	0	0	0	0.00	0	0	0	0.00	0	0
N C R	348,812	0	0	0	0.00	0	0	0	0.00	0	0
Malabon	9,901	0	0	0	0.00	0	0	0	0.00	0	0
Navotas	6,757	0	0	0	0.00	0	0	0	0.00	0	0
Valenzuela City	16,806	0	0	0	0.00	0	0	0	0.00	0	0
Caloocan City	42,906	0	0	0	0.00	0	0	0	0.00	0	0
Sarangani	15,624			0	0.00			0	0.00		
South Cotabato	25,845			0	0.00			0	0.00		
Sultan Kudarat	23,457			0	0.00			0	0.00		
Cotabato City	8,645			0	0.00			0	0.00		
Gen. Santos City	16,785			0	0.00			0	0.00		
A.R.M.M.	105,215	0	0	0	0.00	0	0	0	0.00	0	0
Basilan	7,530			0	0.00			0	0.00		
Lanao del Sur	24,507			0	0.00			0	0.00		
Maguindanao	30,325			0	0.00			0	0.00		
Sulu	23,100			0	0.00			0	0.00		
Tawi-Tawi	11,821			0	0.00			0	0.00		
Lamitan City	2,072			0	0.00			0	0.00		
Marawi City	5,862			0	0.00			0	0.00		
CARAGA	76,372	0	0	0	0.00	0	0	0	0.00	0	0

Area	Elig. Pop. (Total Pop. X 2.7%)	PCV 1				PCV 2				PCV	
		Male	Female	Total	%	Male	Female	Total	%	Male	Female
PHILIPPINES	2,832,883	0	0	0	0.00	0	0	0	0.00	0	0
N C R	348,812	0	0	0	0.00	0	0	0	0.00	0	0
Malabon	9,901	0	0	0	0.00	0	0	0	0.00	0	0
Navotas	6,757	0	0	0	0.00	0	0	0	0.00	0	0
Valenzuela City	16,806	0	0	0	0.00	0	0	0	0.00	0	0
Caloocan City	42,906	0	0	0	0.00	0	0	0	0.00	0	0
Agusan del Norte	10,339			0	0.00			0	0.00		
Agusan del Sur	21,166			0	0.00			0	0.00		
Surigao del Norte	9,321			0	0.00			0	0.00		
Surigao del Sur	14,612			0	0.00			0	0.00		
Province of Dinagat	3,987			0	0.00			0	0.00		
Bislig City	2,775			0	0.00			0	0.00		
Butuan City	9,831			0	0.00			0	0.00		
Surigao City	4,341			0	0.00			0	0.00		

Legend:

0 = No Case

* = No Report

Second Quarter

PCV 3				IPV			
Male	Female	Total	%	Male	Female	Total	%
0	0	0	0.00	21,050	20,151	41,201	
0	0	0	0.00	21,050	20,151	41,201	11.81
0	0	0	0.00	714	678	1,392	14.06
0	0	0	0.00	287	284	571	8.45
0	0	0	0.00	408	429	837	4.98
0	0	0	0.00	3484	3326	6,810	15.87
0	0	0	0.00	814	678	1,492	12.22
0	0	0	0.00	827	771	1,598	7.81
0	0	0	0.00	110	120	230	13.30
0	0	0	0.00	75	63	138	0.63
0	0	0	0.00	5942	5818	11,760	14.79
0	0	0	0.00	849	826	1,675	10.61
0	0	0	0.00	644	573	1,217	11.63
0	0	0	0.00	218	187	405	12.24
0	0	0	0.00	2753	2655	5,408	11.22
0	0	0	0.00	899	868	1,767	11.08
0	0	0	0.00	707	677	1,384	10.13
0	0	0	0.00	1580	1503	3,083	17.09
0	0	0	0.00	739	695	1,434	12.71

Second Quarter

PCV 3				IPV			
Male	Female	Total	%	Male	Female	Total	%
0	0	0	0.00	21,050	20,151	41,201	
0	0	0	0.00	21,050	20,151	41,201	11.81
0	0	0	0.00	714	678	1,392	14.06
0	0	0	0.00	287	284	571	8.45
0	0	0	0.00	408	429	837	4.98
0	0	0	0.00	3484	3326	6,810	15.87
		0	0.00				
		0	0.00				
		0	0.00				
		0	0.00				
		0	0.00				
		0	0.00				
		0	0.00				
		0	0.00				
		0	0.00				
		0	0.00				
		0	0.00				
		0	0.00				
0	0	0	0.00				

Second Quarter

PCV 3				IPV			
Male	Female	Total	%	Male	Female	Total	%
0	0	0	0.00	21,050	20,151	41,201	
0	0	0	0.00	21,050	20,151	41,201	11.81
0	0	0	0.00	714	678	1,392	14.06
0	0	0	0.00	287	284	571	8.45
0	0	0	0.00	408	429	837	4.98
0	0	0	0.00	3484	3326	6,810	15.87
		0	0.00				
		0	0.00				
		0	0.00				
		0	0.00				
		0	0.00				
		0	0.00				
		0	0.00				
		0	0.00				
		0	0.00				
0	0	0	0.00				
		0	0.00				

Second Quarter

PCV 3				IPV			
Male	Female	Total	%	Male	Female	Total	%
0	0	0	0.00	21,050	20,151	41,201	
0	0	0	0.00	21,050	20,151	41,201	11.81
0	0	0	0.00	714	678	1,392	14.06
0	0	0	0.00	287	284	571	8.45
0	0	0	0.00	408	429	837	4.98
0	0	0	0.00	3484	3326	6,810	15.87
		0	0.00				
		0	0.00				
		0	0.00				
		0	0.00				
		0	0.00				
0	0	0	0.00				
		0	0.00				
		0	0.00				
0	0	0	0.00				

CHILD CARE
2017 - Annual Report
Infants given Pneumococcal Conjugate Vaccines

Area	Elig. Pop. (Total Pop. X 2.7%)	PCV 1				PCV 2				Male
		Male	Female	Total	%	Male	Female	Total	%	
PHILIPPINES	2,832,883	0	0	0	0.00	0	0	0	0.00	0
N C R	348,812	0	0	0	0.00	0	0	0	0.00	0
Malabon	9,901	0	0	0	0.00	0	0	0	0.00	0
Navotas	6,757	0	0	0	0.00	0	0	0	0.00	0
Valenzuela City	16,806	0	0	0	0.00	0	0	0	0.00	0
Caloocan City	42,906	0	0	0	0.00	0	0	0	0.00	0
Marikina City	12,209	0	0	0	0.00	0	0	0	0.00	0
Pasig City	20,459	0	0	0	0.00	0	0	0	0.00	0
Pateros	1,729	0	0	0	0.00	0	0	0	0.00	0
Taguig	21,803	0	0	0	0.00	0	0	0	0.00	0
Quezon City	79,532	0	0	0	0.00	0	0	0	0.00	0
Makati City	15,781	0	0	0	0.00	0	0	0	0.00	0
Mandaluyong City	10,463	0	0	0	0.00	0	0	0	0.00	0
San Juan	3,310	0	0	0	0.00	0	0	0	0.00	0
Manila City	48,220	0	0	0	0.00	0	0	0	0.00	0
Las Piñas City	15,952	0	0	0	0.00	0	0	0	0.00	0
Muntinlupa City	13,666	0	0	0	0.00	0	0	0	0.00	0
Parañaque City	18,035	0	0	0	0.00	0	0	0	0.00	0
Pasay City	11,283	0	0	0	0.00	0	0	0	0.00	0

Area	Elig. Pop. (Total Pop. X 2.7%)	PCV 1				PCV 2				Male
		Male	Female	Total	%	Male	Female	Total	%	
PHILIPPINES	2,832,883	0	0	0	0.00	0	0	0	0.00	0
N C R	348,812	0	0	0	0.00	0	0	0	0.00	0
Malabon	9,901	0	0	0	0.00	0	0	0	0.00	0
Navotas	6,757	0	0	0	0.00	0	0	0	0.00	0
Valenzuela City	16,806	0	0	0	0.00	0	0	0	0.00	0
Caloocan City	42,906	0	0	0	0.00	0	0	0	0.00	0
C A R	49,878	0	0	0	0.00	0	0	0	0.00	0
Abra	6,913			0	0.00			0	0.00	
Apayao	3,541			0	0.00			0	0.00	
Benguet	12,545			0	0.00			0	0.00	
Ifugao	6,031			0	0.00			0	0.00	
Kalinga	6,307			0	0.00			0	0.00	
Mt. Province	4,832			0	0.00			0	0.00	
Baguio City	9,710			0	0.00			0	0.00	
Region 1	142,108	0	0	0	0.00	0	0	0	0.00	0
Ilocos Norte	13,081			0	0.00			0	0.00	
Ilocos Sur	15,911			0	0.00			0	0.00	
La Union	18,406			0	0.00			0	0.00	
Pangasinan	68,378			0	0.00			0	0.00	
Alaminos City	2,584			0	0.00			0	0.00	

Area	Elig. Pop. (Total Pop. X 2.7%)	PCV 1				PCV 2				Male
		Male	Female	Total	%	Male	Female	Total	%	
PHILIPPINES	2,832,883	0	0	0	0.00	0	0	0	0.00	0
N C R	348,812	0	0	0	0.00	0	0	0	0.00	0
Malabon	9,901	0	0	0	0.00	0	0	0	0.00	0
Navotas	6,757	0	0	0	0.00	0	0	0	0.00	0
Valenzuela City	16,806	0	0	0	0.00	0	0	0	0.00	0
Caloocan City	42,906	0	0	0	0.00	0	0	0	0.00	0
Candon City	1,677			0	0.00			0	0.00	
Dagupan City	4,933			0	0.00			0	0.00	
Laoag City	3,016			0	0.00			0	0.00	
San Carlos City	5,431			0	0.00			0	0.00	
San Fernando City	3,372			0	0.00			0	0.00	
Urdaneta City	3,829			0	0.00			0	0.00	
Vigan City	1,490			0	0.00			0	0.00	
Region 2	97,082	0	0	0	0.00	0	0	0	0.00	0
Batanes	512			0	0.00			0	0.00	
Cagayan	29,110			0	0.00			0	0.00	
Isabela	33,229			0	0.00			0	0.00	
Nueva Vizcaya	12,900			0	0.00			0	0.00	
Quirino	5,550			0	0.00			0	0.00	
Cauayan City	3,636			0	0.00			0	0.00	
Ilagan City	4,087			0	0.00			0	0.00	
Santiago City	3,785			0	0.00			0	0.00	
Tuguegarao City	4,273			0	0.00			0	0.00	

Area	Elig. Pop. (Total Pop. X 2.7%)	PCV 1				PCV 2				Male
		Male	Female	Total	%	Male	Female	Total	%	
PHILIPPINES	2,832,883	0	0	0	0.00	0	0	0	0.00	0
N C R	348,812	0	0	0	0.00	0	0	0	0.00	0
Malabon	9,901	0	0	0	0.00	0	0	0	0.00	0
Navotas	6,757	0	0	0	0.00	0	0	0	0.00	0
Valenzuela City	16,806	0	0	0	0.00	0	0	0	0.00	0
Caloocan City	42,906	0	0	0	0.00	0	0	0	0.00	0
Region 3	308,533	0	0	0	0.00	0	0	0	0.00	0
Aurora	6,415			0	0.00			0	0.00	
Bataan	18,124			0	0.00			0	0.00	
Bulacan	63,017			0	0.00			0	0.00	
Nueva Ecija	39,976			0	0.00			0	0.00	
Pampanga	44,258			0	0.00			0	0.00	
Tarlac	28,411			0	0.00			0	0.00	
Zambales	16,415			0	0.00			0	0.00	
Angeles City	11,104			0	0.00			0	0.00	
Balanga City	2,620			0	0.00			0	0.00	
Cabanatuan City	8,182			0	0.00			0	0.00	
City of San Fernando	8,272			0	0.00			0	0.00	
Gapan City	2,986			0	0.00			0	0.00	
Mabalacat City	6,765			0	0.00			0	0.00	
Malolos City	7,039			0	0.00			0	0.00	
Meycauayan	5,838			0	0.00			0	0.00	
Olongapo	6,474			0	0.00			0	0.00	

Area	Elig. Pop. (Total Pop. X 2.7%)	PCV 1				PCV 2				Male
		Male	Female	Total	%	Male	Female	Total	%	
PHILIPPINES	2,832,883	0	0	0	0.00	0	0	0	0.00	0
N C R	348,812	0	0	0	0.00	0	0	0	0.00	0
Malabon	9,901	0	0	0	0.00	0	0	0	0.00	0
Navotas	6,757	0	0	0	0.00	0	0	0	0.00	0
Valenzuela City	16,806	0	0	0	0.00	0	0	0	0.00	0
Caloocan City	42,906	0	0	0	0.00	0	0	0	0.00	0
Palayan City	1,111			0	0.00			0	0.00	
San Jose City	3,783			0	0.00			0	0.00	
San Jose del Monte City	16,030			0	0.00			0	0.00	
Science City of Munoz	2,206			0	0.00			0	0.00	
Tarlac City	9,507			0	0.00			0	0.00	
Region 4A	395,803	0	0	0	0.00	0	0	0	0.00	0
Batangas	49,943			0	0.00			0	0.00	
Cavite	37,001			0	0.00			0	0.00	
Laguna	27,361			0	0.00			0	0.00	
Quezon	49,968			0	0.00			0	0.00	
Rizal	58,564			0	0.00			0	0.00	
Antipolo City	21,571			0	0.00			0	0.00	
Bacoor City	16,211			0	0.00			0	0.00	
Batangas City	8,864			0	0.00			0	0.00	
Biñan City	9,175			0	0.00			0	0.00	
Cabuyao City	8,506			0	0.00			0	0.00	
Calamba City	12,521			0	0.00			0	0.00	

Area	Elig. Pop. (Total Pop. X 2.7%)	PCV 1				PCV 2				Male
		Male	Female	Total	%	Male	Female	Total	%	
PHILIPPINES	2,832,883	0	0	0	0.00	0	0	0	0.00	0
N C R	348,812	0	0	0	0.00	0	0	0	0.00	0
Malabon	9,901	0	0	0	0.00	0	0	0	0.00	0
Navotas	6,757	0	0	0	0.00	0	0	0	0.00	0
Valenzuela City	16,806	0	0	0	0.00	0	0	0	0.00	0
Caloocan City	42,906	0	0	0	0.00	0	0	0	0.00	0
Cavite City	2,775			0	0.00			0	0.00	
Dasmariñas City	17,787			0	0.00			0	0.00	
General Trias City	8,483			0	0.00			0	0.00	
Imus City	10,898			0	0.00			0	0.00	
Lipa City	8,931			0	0.00			0	0.00	
Lucena City	7,573			0	0.00			0	0.00	
San Pablo City	7,330			0	0.00			0	0.00	
San Pedro City	8,976			0	0.00			0	0.00	
Santa Rosa City	9,746			0	0.00			0	0.00	
Tagaytay City	1,921			0	0.00			0	0.00	
Tanauan City	4,658			0	0.00			0	0.00	
Tayabas City	2,838			0	0.00			0	0.00	
Trece Martires City	4,203			0	0.00			0	0.00	
Region 4B	86,845	0	0	0	0.00	0	0	0	0.00	0
Marinduque	7,009			0	0.00			0	0.00	
Mindoro Occidental	14,415			0	0.00			0	0.00	
Mindoro Oriental	24,781			0	0.00			0	0.00	
Palawan	24,471			0	0.00			0	0.00	

Area	Elig. Pop. (Total Pop. X 2.7%)	PCV 1				PCV 2				Male
		Male	Female	Total	%	Male	Female	Total	%	
PHILIPPINES	2,832,883	0	0	0	0.00	0	0	0	0.00	0
N C R	348,812	0	0	0	0.00	0	0	0	0.00	0
Malabon	9,901	0	0	0	0.00	0	0	0	0.00	0
Navotas	6,757	0	0	0	0.00	0	0	0	0.00	0
Valenzuela City	16,806	0	0	0	0.00	0	0	0	0.00	0
Caloocan City	42,906	0	0	0	0.00	0	0	0	0.00	0
Romblon	8,820			0	0.00			0	0.00	
Puerto Princesa City	7,349			0	0.00			0	0.00	
Region 5	169,200	0	0	0	0.00	0	0	0	0.00	0
Albay	32,250			0	0.00			0	0.00	
Camarines Norte	17,007			0	0.00			0	0.00	
Camarines Sur	48,225			0	0.00			0	0.00	
Catanduanes	7,750			0	0.00			0	0.00	
Masbate	25,866			0	0.00			0	0.00	
Sorsogon	23,407			0	0.00			0	0.00	
Iriga City	3,277			0	0.00			0	0.00	
Legaspi City	5,671			0	0.00			0	0.00	
Naga City	5,747			0	0.00			0	0.00	
Region 6	213,837	0	0	0	0.00	0	0	0	0.00	0
Aklan	16,209			0	0.00			0	0.00	

Area	Elig. Pop. (Total Pop. X 2.7%)	PCV 1				PCV 2				Male
		Male	Female	Total	%	Male	Female	Total	%	
PHILIPPINES	2,832,883	0	0	0	0.00	0	0	0	0.00	0
N C R	348,812	0	0	0	0.00	0	0	0	0.00	0
Malabon	9,901	0	0	0	0.00	0	0	0	0.00	0
Navotas	6,757	0	0	0	0.00	0	0	0	0.00	0
Valenzuela City	16,806	0	0	0	0.00	0	0	0	0.00	0
Caloocan City	42,906	0	0	0	0.00	0	0	0	0.00	0
Antique	17,086			0	0.00			0	0.00	
Capiz	16,542			0	0.00			0	0.00	
Guimaras	4,928			0	0.00			0	0.00	
Iloilo	51,803			0	0.00			0	0.00	
Negros Occidental	30,396			0	0.00			0	0.00	
Bacolod City	16,139			0	0.00			0	0.00	
Bago City	4,911			0	0.00			0	0.00	
Cadiz City	4,444			0	0.00			0	0.00	
Escalante City	2,702			0	0.00			0	0.00	
Himamaylan City	3,070			0	0.00			0	0.00	
Iloilo City	12,505			0	0.00			0	0.00	
Kabankalan City	5,227			0	0.00			0	0.00	
La Carlota City	1,852			0	0.00			0	0.00	
Passi City	2,248			0	0.00			0	0.00	
Roxas City	4,648			0	0.00			0	0.00	
Sagay City	4,201			0	0.00			0	0.00	
San Carlos City	3,807			0	0.00			0	0.00	
Silay City	3,646			0	0.00			0	0.00	
Sipalay City	2,013			0	0.00			0	0.00	

Area	Elig. Pop. (Total Pop. X 2.7%)	PCV 1				PCV 2				Male
		Male	Female	Total	%	Male	Female	Total	%	
PHILIPPINES	2,832,883	0	0	0	0.00	0	0	0	0.00	0
N C R	348,812	0	0	0	0.00	0	0	0	0.00	0
Malabon	9,901	0	0	0	0.00	0	0	0	0.00	0
Navotas	6,757	0	0	0	0.00	0	0	0	0.00	0
Valenzuela City	16,806	0	0	0	0.00	0	0	0	0.00	0
Caloocan City	42,906	0	0	0	0.00	0	0	0	0.00	0
Talisay City	2,936			0	0.00			0	0.00	
Victorias City	2,526			0	0.00			0	0.00	
Region 7	207,623	0	0	0	0.00	0	0	0	0.00	0
Bohol	35,732			0	0.00			0	0.00	
Cebu	65,901			0	0.00			0	0.00	
Negros Oriental	25,743			0	0.00			0	0.00	
Siquijor	2,825			0	0.00			0	0.00	
Bais City	2,196			0	0.00			0	0.00	
Bayawan City	3,393			0	0.00			0	0.00	
Canlaon City	1,569			0	0.00			0	0.00	
Cebu City	25,286			0	0.00			0	0.00	
Danao City	3,740			0	0.00			0	0.00	
Dumaguete City	3,781			0	0.00			0	0.00	
Lapu-Lapu City	11,185			0	0.00			0	0.00	
Mandaue City	9,939			0	0.00			0	0.00	
Tagbilaran City	3,106			0	0.00			0	0.00	
Talisay City	6,239			0	0.00			0	0.00	

Area	Elig. Pop. (Total Pop. X 2.7%)	PCV 1				PCV 2				Male
		Male	Female	Total	%	Male	Female	Total	%	
PHILIPPINES	2,832,883	0	0	0	0.00	0	0	0	0.00	0
N C R	348,812	0	0	0	0.00	0	0	0	0.00	0
Malabon	9,901	0	0	0	0.00	0	0	0	0.00	0
Navotas	6,757	0	0	0	0.00	0	0	0	0.00	0
Valenzuela City	16,806	0	0	0	0.00	0	0	0	0.00	0
Caloocan City	42,906	0	0	0	0.00	0	0	0	0.00	0
Tanjay City	2,318			0	0.00			0	0.00	
Toledo City	4,668			0	0.00			0	0.00	
Region 8	127,032	0	0	0	0.00	0	0	0	0.00	0
Biliran	5,180			0	0.00			0	0.00	
Eastern Samar	13,363			0	0.00			0	0.00	
Northern Leyte	42,082			0	0.00			0	0.00	
Northern Samar	18,603			0	0.00			0	0.00	
Southern Leyte	9,766			0	0.00			0	0.00	
Western Samar	17,436			0	0.00			0	0.00	
Calbayog City	5,373			0	0.00			0	0.00	
Maasin City	2,486			0	0.00			0	0.00	
Ormoc City	5,994			0	0.00			0	0.00	
Tacloban City	6,748			0	0.00			0	0.00	
Region 9	105,196	0	0	0	0.00	0	0	0	0.00	0
Zamboanga del Norte	23,031			0	0.00			0	0.00	

Area	Elig. Pop. (Total Pop. X 2.7%)	PCV 1				PCV 2				Male
		Male	Female	Total	%	Male	Female	Total	%	
PHILIPPINES	2,832,883	0	0	0	0.00	0	0	0	0.00	0
N C R	348,812	0	0	0	0.00	0	0	0	0.00	0
Malabon	9,901	0	0	0	0.00	0	0	0	0.00	0
Navotas	6,757	0	0	0	0.00	0	0	0	0.00	0
Valenzuela City	16,806	0	0	0	0.00	0	0	0	0.00	0
Caloocan City	42,906	0	0	0	0.00	0	0	0	0.00	0
Zamboanga del Sur	23,637			0	0.00			0	0.00	
Zamboanga Sibugay	18,421			0	0.00			0	0.00	
Dapitan City	2,378			0	0.00			0	0.00	
Dipolog City	3,773			0	0.00			0	0.00	
Isabela City	3,059			0	0.00			0	0.00	
Pagadian City	5,797			0	0.00			0	0.00	
Zamboanga City	25,099			0	0.00			0	0.00	
Region 10	131,148	0	0	0	0.00	0	0	0	0.00	0
Bukidnon	29,003			0	0.00			0	0.00	
Camiguin	2,576			0	0.00			0	0.00	
Lanao del Norte	19,169			0	0.00			0	0.00	
Misamis Occidental	9,349			0	0.00			0	0.00	
Misamis Oriental	19,740			0	0.00			0	0.00	
Cagayan de Oro City	18,697			0	0.00			0	0.00	
El Salvador City	1,389			0	0.00			0	0.00	
Gingoog City	3,448			0	0.00			0	0.00	

Area	Elig. Pop. (Total Pop. X 2.7%)	PCV 1				PCV 2				Male
		Male	Female	Total	%	Male	Female	Total	%	
PHILIPPINES	2,832,883	0	0	0	0.00	0	0	0	0.00	0
N C R	348,812	0	0	0	0.00	0	0	0	0.00	0
Malabon	9,901	0	0	0	0.00	0	0	0	0.00	0
Navotas	6,757	0	0	0	0.00	0	0	0	0.00	0
Valenzuela City	16,806	0	0	0	0.00	0	0	0	0.00	0
Caloocan City	42,906	0	0	0	0.00	0	0	0	0.00	0
Iligan City	9,710			0	0.00			0	0.00	
Malaybalay City	4,835			0	0.00			0	0.00	
Oroquieta City	2,026			0	0.00			0	0.00	
Ozamis City	4,061			0	0.00			0	0.00	
Tangub City	1,804			0	0.00			0	0.00	
Valencia City	5,343			0	0.00			0	0.00	
Region 11	139,135	0	0	0	0.00	0	0	0	0.00	0
Compostela Valley	21,386			0	0.00			0	0.00	
Davao del Norte	29,194			0	0.00			0	0.00	
Davao del Sur	17,739			0	0.00			0	0.00	
Davao Oriental	8,871			0	0.00			0	0.00	
Davao Occidental	16,151			0	0.00			0	0.00	
Davao City	45,794			0	0.00			0	0.00	
Region 12	129,066	0	0	0	0.00	0	0	0	0.00	0
North Cotabato	38,710			0	0.00			0	0.00	

Area	Elig. Pop. (Total Pop. X 2.7%)	PCV 1				PCV 2				Male
		Male	Female	Total	%	Male	Female	Total	%	
PHILIPPINES	2,832,883	0	0	0	0.00	0	0	0	0.00	0
N C R	348,812	0	0	0	0.00	0	0	0	0.00	0
Malabon	9,901	0	0	0	0.00	0	0	0	0.00	0
Navotas	6,757	0	0	0	0.00	0	0	0	0.00	0
Valenzuela City	16,806	0	0	0	0.00	0	0	0	0.00	0
Caloocan City	42,906	0	0	0	0.00	0	0	0	0.00	0
Sarangani	15,624			0	0.00			0	0.00	
South Cotabato	25,845			0	0.00			0	0.00	
Sultan Kudarat	23,457			0	0.00			0	0.00	
Cotabato City	8,645			0	0.00			0	0.00	
Gen. Santos City	16,785			0	0.00			0	0.00	
A.R.M.M.	105,215	0	0	0	0.00	0	0	0	0.00	0
Basilan	7,530			0	0.00			0	0.00	
Lanao del Sur	24,507			0	0.00			0	0.00	
Maguindanao	30,325			0	0.00			0	0.00	
Sulu	23,100			0	0.00			0	0.00	
Tawi-Tawi	11,821			0	0.00			0	0.00	
Lamitan City	2,072			0	0.00			0	0.00	
Marawi City	5,862			0	0.00			0	0.00	
CARAGA	76,372	0	0	0	0.00	0	0	0	0.00	0

Area	Elig. Pop. (Total Pop. X 2.7%)	PCV 1				PCV 2				Male
		Male	Female	Total	%	Male	Female	Total	%	
PHILIPPINES	2,832,883	0	0	0	0.00	0	0	0	0.00	0
N C R	348,812	0	0	0	0.00	0	0	0	0.00	0
Malabon	9,901	0	0	0	0.00	0	0	0	0.00	0
Navotas	6,757	0	0	0	0.00	0	0	0	0.00	0
Valenzuela City	16,806	0	0	0	0.00	0	0	0	0.00	0
Caloocan City	42,906	0	0	0	0.00	0	0	0	0.00	0
Agusan del Norte	10,339			0	0.00			0	0.00	
Agusan del Sur	21,166			0	0.00			0	0.00	
Surigao del Norte	9,321			0	0.00			0	0.00	
Surigao del Sur	14,612			0	0.00			0	0.00	
Province of Dinagat	3,987			0	0.00			0	0.00	
Bislig City	2,775			0	0.00			0	0.00	
Butuan City	9,831			0	0.00			0	0.00	
Surigao City	4,341			0	0.00			0	0.00	

Legend:

0 = No Case

* = No Report

Third Quarter

PCV 3				IPV			
Male	Female	Total	%	Male	Female	Total	%
0	0	0	0.00	13,423	12,703	26,126	
0	0	0	0.00	13,423	12,703	26,126	7.49
0	0	0	0.00	336	357	693	7.00
0	0	0	0.00	270	312	582	8.61
0	0	0	0.00	341	282	623	3.71
0	0	0	0.00	445	431	876	2.04
0	0	0	0.00	767	686	1,453	11.90
0	0	0	0.00	942	960	1,902	9.30
0	0	0	0.00	149	139	288	16.65
0	0	0	0.00	487	479	966	4.43
0	0	0	0.00	3678	3687	7,365	9.26
0	0	0	0.00	827	718	1,545	9.79
0	0	0	0.00	248	189	437	4.18
0	0	0	0.00	363	278	641	19.37
0	0	0	0.00	1599	1392	2,991	6.20
0	0	0	0.00	651	620	1,271	7.97
0	0	0	0.00	708	677	1,385	10.13
0	0	0	0.00	1137	1042	2,179	12.08
0	0	0	0.00	475	454	929	8.23

Third Quarter

PCV 3				IPV			
Male	Female	Total	%	Male	Female	Total	%
0	0	0	0.00	13,423	12,703	26,126	
0	0	0	0.00	13,423	12,703	26,126	7.49
0	0	0	0.00	336	357	693	7.00
0	0	0	0.00	270	312	582	8.61
0	0	0	0.00	341	282	623	3.71
0	0	0	0.00	445	431	876	2.04
0	0	0	0.00				
		0	0.00				
		0	0.00				
		0	0.00				
		0	0.00				
		0	0.00				
		0	0.00				
		0	0.00				
0	0	0	0.00				
		0	0.00				
		0	0.00				
		0	0.00				
		0	0.00				

Third Quarter

PCV 3				IPV			
Male	Female	Total	%	Male	Female	Total	%
0	0	0	0.00	13,423	12,703	26,126	
0	0	0	0.00	13,423	12,703	26,126	7.49
0	0	0	0.00	336	357	693	7.00
0	0	0	0.00	270	312	582	8.61
0	0	0	0.00	341	282	623	3.71
0	0	0	0.00	445	431	876	2.04
		0	0.00				
		0	0.00				
		0	0.00				
		0	0.00				
		0	0.00				
		0	0.00				
		0	0.00				
		0	0.00				
		0	0.00				
		0	0.00				
		0	0.00				
		0	0.00				
		0	0.00				
		0	0.00				
		0	0.00				
		0	0.00				
0	0	0	0.00				

Third Quarter

PCV 3				IPV			
Male	Female	Total	%	Male	Female	Total	%
0	0	0	0.00	13,423	12,703	26,126	
0	0	0	0.00	13,423	12,703	26,126	7.49
0	0	0	0.00	336	357	693	7.00
0	0	0	0.00	270	312	582	8.61
0	0	0	0.00	341	282	623	3.71
0	0	0	0.00	445	431	876	2.04
		0	0.00				
		0	0.00				
		0	0.00				
		0	0.00				
		0	0.00				
		0	0.00				
		0	0.00				
		0	0.00				
		0	0.00				
		0	0.00				
		0	0.00				
0	0	0	0.00				
		0	0.00				
		0	0.00				
		0	0.00				

Third Quarter

PCV 3				IPV			
Male	Female	Total	%	Male	Female	Total	%
0	0	0	0.00	13,423	12,703	26,126	
0	0	0	0.00	13,423	12,703	26,126	7.49
0	0	0	0.00	336	357	693	7.00
0	0	0	0.00	270	312	582	8.61
0	0	0	0.00	341	282	623	3.71
0	0	0	0.00	445	431	876	2.04
		0	0.00				
		0	0.00				
		0	0.00				
		0	0.00				
		0	0.00				
		0	0.00				
		0	0.00				
		0	0.00				
		0	0.00				
0	0	0	0.00				
		0	0.00				

Third Quarter

PCV 3				IPV			
Male	Female	Total	%	Male	Female	Total	%
0	0	0	0.00	13,423	12,703	26,126	
0	0	0	0.00	13,423	12,703	26,126	7.49
0	0	0	0.00	336	357	693	7.00
0	0	0	0.00	270	312	582	8.61
0	0	0	0.00	341	282	623	3.71
0	0	0	0.00	445	431	876	2.04
		0	0.00				
		0	0.00				
		0	0.00				
		0	0.00				
		0	0.00				
		0	0.00				
		0	0.00				
		0	0.00				
		0	0.00				
0	0	0	0.00				
		0	0.00				

Third Quarter

PCV 3				IPV			
Male	Female	Total	%	Male	Female	Total	%
0	0	0	0.00	13,423	12,703	26,126	
0	0	0	0.00	13,423	12,703	26,126	7.49
0	0	0	0.00	336	357	693	7.00
0	0	0	0.00	270	312	582	8.61
0	0	0	0.00	341	282	623	3.71
0	0	0	0.00	445	431	876	2.04
		0	0.00				
		0	0.00				
		0	0.00				
		0	0.00				
		0	0.00				
		0	0.00				
0	0	0	0.00				
		0	0.00				
		0	0.00				

Third Quarter

PCV 3				IPV			
Male	Female	Total	%	Male	Female	Total	%
0	0	0	0.00	13,423	12,703	26,126	
0	0	0	0.00	13,423	12,703	26,126	7.49
0	0	0	0.00	336	357	693	7.00
0	0	0	0.00	270	312	582	8.61
0	0	0	0.00	341	282	623	3.71
0	0	0	0.00	445	431	876	2.04
		0	0.00				
		0	0.00				
		0	0.00				
		0	0.00				
		0	0.00				
		0	0.00				
		0	0.00				
		0	0.00				
		0	0.00				
		0	0.00				
0	0	0	0.00				

CHILD CARE
2017 - Annual Report
Infants given Pneumococcal Conjugate Vaccines

Area	Elig. Pop. (Total Pop. X 2.7%)	PCV 1				PCV 2				Male
		Male	Female	Total	%	Male	Female	Total	%	
PHILIPPINES	2,832,883	0	0	0	0.00	0	0	0	0.00	0
N C R	348,812	0	0	0	0.00	0	0	0	0.00	0
Malabon	9,901	0	0	0	0.00	0	0	0	0.00	0
Navotas	6,757	0	0	0	0.00	0	0	0	0.00	0
Valenzuela City	16,806	0	0	0	0.00	0	0	0	0.00	0
Caloocan City	42,906	0	0	0	0.00	0	0	0	0.00	0
Marikina City	12,209	0	0	0	0.00	0	0	0	0.00	0
Pasig City	20,459	0	0	0	0.00	0	0	0	0.00	0
Pateros	1,729	0	0	0	0.00	0	0	0	0.00	0
Taguig	21,803	0	0	0	0.00	0	0	0	0.00	0
Quezon City	79,532	0	0	0	0.00	0	0	0	0.00	0
Makati City	15,781	0	0	0	0.00	0	0	0	0.00	0
Mandaluyong City	10,463	0	0	0	0.00	0	0	0	0.00	0
San Juan	3,310	0	0	0	0.00	0	0	0	0.00	0
Manila City	48,220	0	0	0	0.00	0	0	0	0.00	0
Las Piñas City	15,952	0	0	0	0.00	0	0	0	0.00	0
Muntinlupa City	13,666	0	0	0	0.00	0	0	0	0.00	0
Parañaque City	18,035	0	0	0	0.00	0	0	0	0.00	0
Pasay City	11,283	0	0	0	0.00	0	0	0	0.00	0

Area	Elig. Pop. (Total Pop. X 2.7%)	PCV 1				PCV 2				Male
		Male	Female	Total	%	Male	Female	Total	%	
PHILIPPINES	2,832,883	0	0	0	0.00	0	0	0	0.00	0
N C R	348,812	0	0	0	0.00	0	0	0	0.00	0
Malabon	9,901	0	0	0	0.00	0	0	0	0.00	0
Navotas	6,757	0	0	0	0.00	0	0	0	0.00	0
Valenzuela City	16,806	0	0	0	0.00	0	0	0	0.00	0
Caloocan City	42,906	0	0	0	0.00	0	0	0	0.00	0
C A R	49,878	0	0	0	0.00	0	0	0	0.00	0
Abra	6,913			0	0.00			0	0.00	
Apayao	3,541			0	0.00			0	0.00	
Benguet	12,545			0	0.00			0	0.00	
Ifugao	6,031			0	0.00			0	0.00	
Kalinga	6,307			0	0.00			0	0.00	
Mt. Province	4,832			0	0.00			0	0.00	
Baguio City	9,710			0	0.00			0	0.00	
Region 1	142,108	0	0	0	0.00	0	0	0	0.00	0
Ilocos Norte	13,081			0	0.00			0	0.00	
Ilocos Sur	15,911			0	0.00			0	0.00	
La Union	18,406			0	0.00			0	0.00	
Pangasinan	68,378			0	0.00			0	0.00	
Alaminos City	2,584			0	0.00			0	0.00	

Area	Elig. Pop. (Total Pop. X 2.7%)	PCV 1				PCV 2				Male
		Male	Female	Total	%	Male	Female	Total	%	
PHILIPPINES	2,832,883	0	0	0	0.00	0	0	0	0.00	0
N C R	348,812	0	0	0	0.00	0	0	0	0.00	0
Malabon	9,901	0	0	0	0.00	0	0	0	0.00	0
Navotas	6,757	0	0	0	0.00	0	0	0	0.00	0
Valenzuela City	16,806	0	0	0	0.00	0	0	0	0.00	0
Caloocan City	42,906	0	0	0	0.00	0	0	0	0.00	0
Candon City	1,677			0	0.00			0	0.00	
Dagupan City	4,933			0	0.00			0	0.00	
Laoag City	3,016			0	0.00			0	0.00	
San Carlos City	5,431			0	0.00			0	0.00	
San Fernando City	3,372			0	0.00			0	0.00	
Urdaneta City	3,829			0	0.00			0	0.00	
Vigan City	1,490			0	0.00			0	0.00	
Region 2	97,082	0	0	0	0.00	0	0	0	0.00	0
Batanes	512			0	0.00			0	0.00	
Cagayan	29,110			0	0.00			0	0.00	
Isabela	33,229			0	0.00			0	0.00	
Nueva Vizcaya	12,900			0	0.00			0	0.00	
Quirino	5,550			0	0.00			0	0.00	
Cauayan City	3,636			0	0.00			0	0.00	
Ilagan City	4,087			0	0.00			0	0.00	
Santiago City	3,785			0	0.00			0	0.00	
Tuguegarao City	4,273			0	0.00			0	0.00	

Area	Elig. Pop. (Total Pop. X 2.7%)	PCV 1				PCV 2				Male
		Male	Female	Total	%	Male	Female	Total	%	
PHILIPPINES	2,832,883	0	0	0	0.00	0	0	0	0.00	0
N C R	348,812	0	0	0	0.00	0	0	0	0.00	0
Malabon	9,901	0	0	0	0.00	0	0	0	0.00	0
Navotas	6,757	0	0	0	0.00	0	0	0	0.00	0
Valenzuela City	16,806	0	0	0	0.00	0	0	0	0.00	0
Caloocan City	42,906	0	0	0	0.00	0	0	0	0.00	0
Region 3	308,533	0	0	0	0.00	0	0	0	0.00	0
Aurora	6,415			0	0.00			0	0.00	
Bataan	18,124			0	0.00			0	0.00	
Bulacan	63,017			0	0.00			0	0.00	
Nueva Ecija	39,976			0	0.00			0	0.00	
Pampanga	44,258			0	0.00			0	0.00	
Tarlac	28,411			0	0.00			0	0.00	
Zambales	16,415			0	0.00			0	0.00	
Angeles City	11,104			0	0.00			0	0.00	
Balanga City	2,620			0	0.00			0	0.00	
Cabanatuan City	8,182			0	0.00			0	0.00	
City of San Fernando	8,272			0	0.00			0	0.00	
Gapan City	2,986			0	0.00			0	0.00	
Mabalacat City	6,765			0	0.00			0	0.00	
Malolos City	7,039			0	0.00			0	0.00	
Meycauayan	5,838			0	0.00			0	0.00	
Olongapo	6,474			0	0.00			0	0.00	

Area	Elig. Pop. (Total Pop. X 2.7%)	PCV 1				PCV 2				Male
		Male	Female	Total	%	Male	Female	Total	%	
PHILIPPINES	2,832,883	0	0	0	0.00	0	0	0	0.00	0
N C R	348,812	0	0	0	0.00	0	0	0	0.00	0
Malabon	9,901	0	0	0	0.00	0	0	0	0.00	0
Navotas	6,757	0	0	0	0.00	0	0	0	0.00	0
Valenzuela City	16,806	0	0	0	0.00	0	0	0	0.00	0
Caloocan City	42,906	0	0	0	0.00	0	0	0	0.00	0
Palayan City	1,111			0	0.00			0	0.00	
San Jose City	3,783			0	0.00			0	0.00	
San Jose del Monte C	16,030			0	0.00			0	0.00	
Science City of Munoz	2,206			0	0.00			0	0.00	
Tarlac City	9,507			0	0.00			0	0.00	
Region 4A	395,803	0	0	0	0.00	0	0	0	0.00	0
Batangas	49,943			0	0.00			0	0.00	
Cavite	37,001			0	0.00			0	0.00	
Laguna	27,361			0	0.00			0	0.00	
Quezon	49,968			0	0.00			0	0.00	
Rizal	58,564			0	0.00			0	0.00	
Antipolo City	21,571			0	0.00			0	0.00	
Bacoor City	16,211			0	0.00			0	0.00	
Batangas City	8,864			0	0.00			0	0.00	
Biñan City	9,175			0	0.00			0	0.00	
Cabuyao City	8,506			0	0.00			0	0.00	
Calamba City	12,521			0	0.00			0	0.00	

Area	Elig. Pop. (Total Pop. X 2.7%)	PCV 1				PCV 2				Male
		Male	Female	Total	%	Male	Female	Total	%	
PHILIPPINES	2,832,883	0	0	0	0.00	0	0	0	0.00	0
N C R	348,812	0	0	0	0.00	0	0	0	0.00	0
Malabon	9,901	0	0	0	0.00	0	0	0	0.00	0
Navotas	6,757	0	0	0	0.00	0	0	0	0.00	0
Valenzuela City	16,806	0	0	0	0.00	0	0	0	0.00	0
Caloocan City	42,906	0	0	0	0.00	0	0	0	0.00	0
Cavite City	2,775			0	0.00			0	0.00	
Dasmariñas City	17,787			0	0.00			0	0.00	
General Trias City	8,483			0	0.00			0	0.00	
Imus City	10,898			0	0.00			0	0.00	
Lipa City	8,931			0	0.00			0	0.00	
Lucena City	7,573			0	0.00			0	0.00	
San Pablo City	7,330			0	0.00			0	0.00	
San Pedro City	8,976			0	0.00			0	0.00	
Santa Rosa City	9,746			0	0.00			0	0.00	
Tagaytay City	1,921			0	0.00			0	0.00	
Tanauan City	4,658			0	0.00			0	0.00	
Tayabas City	2,838			0	0.00			0	0.00	
Trece Martires City	4,203			0	0.00			0	0.00	
Region 4B	86,845	0	0	0	0.00	0	0	0	0.00	0
Marinduque	7,009			0	0.00			0	0.00	
Mindoro Occidental	14,415			0	0.00			0	0.00	
Mindoro Oriental	24,781			0	0.00			0	0.00	
Palawan	24,471			0	0.00			0	0.00	

Area	Elig. Pop. (Total Pop. X 2.7%)	PCV 1				PCV 2				Male
		Male	Female	Total	%	Male	Female	Total	%	
PHILIPPINES	2,832,883	0	0	0	0.00	0	0	0	0.00	0
N C R	348,812	0	0	0	0.00	0	0	0	0.00	0
Malabon	9,901	0	0	0	0.00	0	0	0	0.00	0
Navotas	6,757	0	0	0	0.00	0	0	0	0.00	0
Valenzuela City	16,806	0	0	0	0.00	0	0	0	0.00	0
Caloocan City	42,906	0	0	0	0.00	0	0	0	0.00	0
Romblon	8,820			0	0.00			0	0.00	
Puerto Princesa City	7,349			0	0.00			0	0.00	
Region 5	169,200	0	0	0	0.00	0	0	0	0.00	0
Albay	32,250			0	0.00			0	0.00	
Camarines Norte	17,007			0	0.00			0	0.00	
Camarines Sur	48,225			0	0.00			0	0.00	
Catanduanes	7,750			0	0.00			0	0.00	
Masbate	25,866			0	0.00			0	0.00	
Sorsogon	23,407			0	0.00			0	0.00	
Iriga City	3,277			0	0.00			0	0.00	
Legaspi City	5,671			0	0.00			0	0.00	
Naga City	5,747			0	0.00			0	0.00	
Region 6	213,837	0	0	0	0.00	0	0	0	0.00	0
Aklan	16,209			0	0.00			0	0.00	

Area	Elig. Pop. (Total Pop. X 2.7%)	PCV 1				PCV 2				Male
		Male	Female	Total	%	Male	Female	Total	%	
PHILIPPINES	2,832,883	0	0	0	0.00	0	0	0	0.00	0
N C R	348,812	0	0	0	0.00	0	0	0	0.00	0
Malabon	9,901	0	0	0	0.00	0	0	0	0.00	0
Navotas	6,757	0	0	0	0.00	0	0	0	0.00	0
Valenzuela City	16,806	0	0	0	0.00	0	0	0	0.00	0
Caloocan City	42,906	0	0	0	0.00	0	0	0	0.00	0
Antique	17,086			0	0.00			0	0.00	
Capiz	16,542			0	0.00			0	0.00	
Guimaras	4,928			0	0.00			0	0.00	
Iloilo	51,803			0	0.00			0	0.00	
Negros Occidental	30,396			0	0.00			0	0.00	
Bacolod City	16,139			0	0.00			0	0.00	
Bago City	4,911			0	0.00			0	0.00	
Cadiz City	4,444			0	0.00			0	0.00	
Escalante City	2,702			0	0.00			0	0.00	
Himamaylan City	3,070			0	0.00			0	0.00	
Iloilo City	12,505			0	0.00			0	0.00	
Kabankalan City	5,227			0	0.00			0	0.00	
La Carlota City	1,852			0	0.00			0	0.00	
Passi City	2,248			0	0.00			0	0.00	
Roxas City	4,648			0	0.00			0	0.00	
Sagay City	4,201			0	0.00			0	0.00	
San Carlos City	3,807			0	0.00			0	0.00	
Silay City	3,646			0	0.00			0	0.00	
Sipalay City	2,013			0	0.00			0	0.00	

Area	Elig. Pop. (Total Pop. X 2.7%)	PCV 1				PCV 2				Male
		Male	Female	Total	%	Male	Female	Total	%	
PHILIPPINES	2,832,883	0	0	0	0.00	0	0	0	0.00	0
N C R	348,812	0	0	0	0.00	0	0	0	0.00	0
Malabon	9,901	0	0	0	0.00	0	0	0	0.00	0
Navotas	6,757	0	0	0	0.00	0	0	0	0.00	0
Valenzuela City	16,806	0	0	0	0.00	0	0	0	0.00	0
Caloocan City	42,906	0	0	0	0.00	0	0	0	0.00	0
Talisay City	2,936			0	0.00			0	0.00	
Victorias City	2,526			0	0.00			0	0.00	
Region 7	207,623	0	0	0	0.00	0	0	0	0.00	0
Bohol	35,732			0	0.00			0	0.00	
Cebu	65,901			0	0.00			0	0.00	
Negros Oriental	25,743			0	0.00			0	0.00	
Siquijor	2,825			0	0.00			0	0.00	
Bais City	2,196			0	0.00			0	0.00	
Bayawan City	3,393			0	0.00			0	0.00	
Canlaon City	1,569			0	0.00			0	0.00	
Cebu City	25,286			0	0.00			0	0.00	
Danao City	3,740			0	0.00			0	0.00	
Dumaguete City	3,781			0	0.00			0	0.00	
Lapu-Lapu City	11,185			0	0.00			0	0.00	
Mandaue City	9,939			0	0.00			0	0.00	
Tagbilaran City	3,106			0	0.00			0	0.00	
Talisay City	6,239			0	0.00			0	0.00	

Area	Elig. Pop. (Total Pop. X 2.7%)	PCV 1				PCV 2				Male
		Male	Female	Total	%	Male	Female	Total	%	
PHILIPPINES	2,832,883	0	0	0	0.00	0	0	0	0.00	0
N C R	348,812	0	0	0	0.00	0	0	0	0.00	0
Malabon	9,901	0	0	0	0.00	0	0	0	0.00	0
Navotas	6,757	0	0	0	0.00	0	0	0	0.00	0
Valenzuela City	16,806	0	0	0	0.00	0	0	0	0.00	0
Caloocan City	42,906	0	0	0	0.00	0	0	0	0.00	0
Tanjay City	2,318			0	0.00			0	0.00	
Toledo City	4,668			0	0.00			0	0.00	
Region 8	127,032	0	0	0	0.00	0	0	0	0.00	0
Biliran	5,180			0	0.00			0	0.00	
Eastern Samar	13,363			0	0.00			0	0.00	
Northern Leyte	42,082			0	0.00			0	0.00	
Northern Samar	18,603			0	0.00			0	0.00	
Southern Leyte	9,766			0	0.00			0	0.00	
Western Samar	17,436			0	0.00			0	0.00	
Calbayog City	5,373			0	0.00			0	0.00	
Maasin City	2,486			0	0.00			0	0.00	
Ormoc City	5,994			0	0.00			0	0.00	
Tacloban City	6,748			0	0.00			0	0.00	
Region 9	105,196	0	0	0	0.00	0	0	0	0.00	0
Zamboanga del Norte	23,031			0	0.00			0	0.00	

Area	Elig. Pop. (Total Pop. X 2.7%)	PCV 1				PCV 2				Male
		Male	Female	Total	%	Male	Female	Total	%	
PHILIPPINES	2,832,883	0	0	0	0.00	0	0	0	0.00	0
N C R	348,812	0	0	0	0.00	0	0	0	0.00	0
Malabon	9,901	0	0	0	0.00	0	0	0	0.00	0
Navotas	6,757	0	0	0	0.00	0	0	0	0.00	0
Valenzuela City	16,806	0	0	0	0.00	0	0	0	0.00	0
Caloocan City	42,906	0	0	0	0.00	0	0	0	0.00	0
Zamboanga del Sur	23,637			0	0.00			0	0.00	
Zamboanga Sibugay	18,421			0	0.00			0	0.00	
Dapitan City	2,378			0	0.00			0	0.00	
Dipolog City	3,773			0	0.00			0	0.00	
Isabela City	3,059			0	0.00			0	0.00	
Pagadian City	5,797			0	0.00			0	0.00	
Zamboanga City	25,099			0	0.00			0	0.00	
Region 10	131,148	0	0	0	0.00	0	0	0	0.00	0
Bukidnon	29,003			0	0.00				0.00	
Camiguin	2,576			0	0.00				0.00	
Lanao del Norte	19,169			0	0.00				0.00	
Misamis Occidental	9,349			0	0.00				0.00	
Misamis Oriental	19,740			0	0.00				0.00	
Cagayan de Oro City	18,697			0	0.00				0.00	
El Salvador City	1,389			0	0.00				0.00	
Gingoog City	3,448			0	0.00				0.00	

Area	Elig. Pop. (Total Pop. X 2.7%)	PCV 1				PCV 2				Male
		Male	Female	Total	%	Male	Female	Total	%	
PHILIPPINES	2,832,883	0	0	0	0.00	0	0	0	0.00	0
N C R	348,812	0	0	0	0.00	0	0	0	0.00	0
Malabon	9,901	0	0	0	0.00	0	0	0	0.00	0
Navotas	6,757	0	0	0	0.00	0	0	0	0.00	0
Valenzuela City	16,806	0	0	0	0.00	0	0	0	0.00	0
Caloocan City	42,906	0	0	0	0.00	0	0	0	0.00	0
Iligan City	9,710			0	0.00				0.00	
Malaybalay City	4,835			0	0.00				0.00	
Oroquieta City	2,026			0	0.00				0.00	
Ozamis City	4,061			0	0.00				0.00	
Tangub City	1,804			0	0.00				0.00	
Valencia City	5,343			0	0.00				0.00	
Region 11	139,135	0	0	0	0.00	0	0	0	0.00	0
Compostela Valley	21,386			0	0.00			0	0.00	
Davao del Norte	29,194			0	0.00			0	0.00	
Davao del Sur	17,739			0	0.00			0	0.00	
Davao Oriental	8,871			0	0.00			0	0.00	
Davao Occidental	16,151			0	0.00			0	0.00	
Davao City	45,794			0	0.00			0	0.00	
Region 12	129,066	0	0	0	0.00	0	0	0	0.00	0
North Cotabato	38,710			0	0.00			0	0.00	

Area	Elig. Pop. (Total Pop. X 2.7%)	PCV 1				PCV 2				Male
		Male	Female	Total	%	Male	Female	Total	%	
PHILIPPINES	2,832,883	0	0	0	0.00	0	0	0	0.00	0
N C R	348,812	0	0	0	0.00	0	0	0	0.00	0
Malabon	9,901	0	0	0	0.00	0	0	0	0.00	0
Navotas	6,757	0	0	0	0.00	0	0	0	0.00	0
Valenzuela City	16,806	0	0	0	0.00	0	0	0	0.00	0
Caloocan City	42,906	0	0	0	0.00	0	0	0	0.00	0
Sarangani	15,624			0	0.00			0	0.00	
South Cotabato	25,845			0	0.00			0	0.00	
Sultan Kudarat	23,457			0	0.00			0	0.00	
Cotabato City	8,645			0	0.00			0	0.00	
Gen. Santos City	16,785			0	0.00			0	0.00	
A.R.M.M.	105,215	0	0	0	0.00	0	0	0	0.00	0
Basilan	7,530			0	0.00			0	0.00	
Lanao del Sur	24,507			0	0.00			0	0.00	
Maguindanao	30,325			0	0.00			0	0.00	
Sulu	23,100			0	0.00			0	0.00	
Tawi-Tawi	11,821			0	0.00			0	0.00	
Lamitan City	2,072			0	0.00			0	0.00	
Marawi City	5,862			0	0.00			0	0.00	
CARAGA	76,372	0	0	0	0.00	0	0	0	0.00	0

Area	Elig. Pop. (Total Pop. X 2.7%)	PCV 1				PCV 2				Male
		Male	Female	Total	%	Male	Female	Total	%	
PHILIPPINES	2,832,883	0	0	0	0.00	0	0	0	0.00	0
N C R	348,812	0	0	0	0.00	0	0	0	0.00	0
Malabon	9,901	0	0	0	0.00	0	0	0	0.00	0
Navotas	6,757	0	0	0	0.00	0	0	0	0.00	0
Valenzuela City	16,806	0	0	0	0.00	0	0	0	0.00	0
Caloocan City	42,906	0	0	0	0.00	0	0	0	0.00	0
Agusan del Norte	10,339			0	0.00			0	0.00	
Agusan del Sur	21,166			0	0.00			0	0.00	
Surigao del Norte	9,321			0	0.00			0	0.00	
Surigao del Sur	14,612			0	0.00			0	0.00	
Province of Dinagat	3,987			0	0.00			0	0.00	
Bislig City	2,775			0	0.00			0	0.00	
Butuan City	9,831			0	0.00			0	0.00	
Surigao City	4,341			0	0.00			0	0.00	

Legend:

0 = No Case

* = No Report

Fourth Quarter

PCV 3				IPV			
Male	Female	Total	%	Male	Female	Total	%
0	0	0	0.00	23,659	22,974	46,633	
0	0	0	0.00	23,659	22,974	46,633	13.37
0	0	0	0.00	712	641	1,353	13.67
0	0	0	0.00	2036	2029	4,065	60.16
0	0	0	0.00	530	555	1,085	6.46
0	0	0	0.00	240	210	450	1.05
0	0	0	0.00	773	713	1,486	12.17
0	0	0	0.00	798	762	1,560	7.62
0	0	0	0.00	143	134	277	16.02
0	0	0	0.00	866	866	1,732	7.94
0	0	0	0.00	8777	8799	17,576	22.10
0	0	0	0.00	806	822	1,628	10.32
0	0	0	0.00	485	437	922	8.81
0	0	0	0.00	159	187	346	10.45
0	0	0	0.00	2669	2565	5,234	10.85
0	0	0	0.00	903	873	1,776	11.13
0	0	0	0.00	749	657	1,406	10.29
0	0	0	0.00	1958	1695	3,653	20.25
0	0	0	0.00	1055	1029	2,084	18.47

Fourth Quarter

PCV 3				IPV			
Male	Female	Total	%	Male	Female	Total	%
0	0	0	0.00	23,659	22,974	46,633	
0	0	0	0.00	23,659	22,974	46,633	13.37
0	0	0	0.00	712	641	1,353	13.67
0	0	0	0.00	2036	2029	4,065	60.16
0	0	0	0.00	530	555	1,085	6.46
0	0	0	0.00	240	210	450	1.05
0	0	0	0.00				
		0	0.00				
		0	0.00				
		0	0.00				
		0	0.00				
		0	0.00				
		0	0.00				
0	0	0	0.00				
		0	0.00				
		0	0.00				
		0	0.00				
		0	0.00				

Fourth Quarter

PCV 3				IPV			
Male	Female	Total	%	Male	Female	Total	%
0	0	0	0.00	23,659	22,974	46,633	
0	0	0	0.00	23,659	22,974	46,633	13.37
0	0	0	0.00	712	641	1,353	13.67
0	0	0	0.00	2036	2029	4,065	60.16
0	0	0	0.00	530	555	1,085	6.46
0	0	0	0.00	240	210	450	1.05
		0	0.00				
		0	0.00				
		0	0.00				
		0	0.00				
		0	0.00				
		0	0.00				
		0	0.00				
		0	0.00				
		0	0.00				
0	0	0	0.00				
		0	0.00				

Fourth Quarter

PCV 3				IPV			
Male	Female	Total	%	Male	Female	Total	%
0	0	0	0.00	23,659	22,974	46,633	
0	0	0	0.00	23,659	22,974	46,633	13.37
0	0	0	0.00	712	641	1,353	13.67
0	0	0	0.00	2036	2029	4,065	60.16
0	0	0	0.00	530	555	1,085	6.46
0	0	0	0.00	240	210	450	1.05
		0	0.00				
		0	0.00				
		0	0.00				
		0	0.00				
		0	0.00				
		0	0.00				
		0	0.00				
		0	0.00				
		0	0.00				
0	0	0	0.00				
		0	0.00				

Fourth Quarter

PCV 3				IPV			
Male	Female	Total	%	Male	Female	Total	%
0	0	0	0.00	23,659	22,974	46,633	
0	0	0	0.00	23,659	22,974	46,633	13.37
0	0	0	0.00	712	641	1,353	13.67
0	0	0	0.00	2036	2029	4,065	60.16
0	0	0	0.00	530	555	1,085	6.46
0	0	0	0.00	240	210	450	1.05
		0	0.00				
		0	0.00				
		0	0.00				
		0	0.00				
		0	0.00				
		0	0.00				
		0	0.00				
		0	0.00				
0	0	0	0.00				
		0	0.00				
		0	0.00				
		0	0.00				

Fourth Quarter

PCV 3				IPV			
Male	Female	Total	%	Male	Female	Total	%
0	0	0	0.00	23,659	22,974	46,633	
0	0	0	0.00	23,659	22,974	46,633	13.37
0	0	0	0.00	712	641	1,353	13.67
0	0	0	0.00	2036	2029	4,065	60.16
0	0	0	0.00	530	555	1,085	6.46
0	0	0	0.00	240	210	450	1.05
		0	0.00				
		0	0.00				
		0	0.00				
		0	0.00				
		0	0.00				
		0	0.00				
		0	0.00				
		0	0.00				
0	0	0	0.00				
		0	0.00				

Fourth Quarter

PCV 3				IPV			
Male	Female	Total	%	Male	Female	Total	%
0	0	0	0.00	23,659	22,974	46,633	
0	0	0	0.00	23,659	22,974	46,633	13.37
0	0	0	0.00	712	641	1,353	13.67
0	0	0	0.00	2036	2029	4,065	60.16
0	0	0	0.00	530	555	1,085	6.46
0	0	0	0.00	240	210	450	1.05
		0	0.00				
		0	0.00				
		0	0.00				
		0	0.00				
		0	0.00				
		0	0.00				
		0	0.00				
0	0	0	0.00				
		0	0.00				
		0	0.00				
0	0	0	0.00				

Tabele 2D.6 - Expanded Program on Immunization
 Infants Given Pneumococcal Conjugate Vaccines (PCV) by Region, Province and City
 Philippines, 2017

Area	Eligible Pop. (Total Pop. X 2.7%)	PCV 1				PCV 2				PCV 3				IPV			
		Male	Female	Total	%	Male	Female	Total	%	Male	Female	Total	%	Male	Female	Total	%
PHILIPPINES	2,832,883	0	0	0	0.00	0	0	0	0.00	0	0	0	0.00	78,665	75,221	153,886	5.43
N C R	348,812	0	0	0	0.00	0	0	0	0.00	0	0	0	0.00	78,665	75,221	153,886	44.12
Malabon	9,901	0	0	0	0.00	0	0	0	0.00	0	0	0	0.00	2,347	2,246	4,593	46.39
Navotas	6,757	0	0	0	0.00	0	0	0	0.00	0	0	0	0.00	2,999	3,007	6,006	88.88
Valenzuela City	16,806	0	0	0	0.00	0	0	0	0.00	0	0	0	0.00	1,842	1,819	3,661	21.78
Caloocan City	42,906	0	0	0	0.00	0	0	0	0.00	0	0	0	0.00	7,005	6,553	13,558	31.60
Marikina City	12,209	0	0	0	0.00	0	0	0	0.00	0	0	0	0.00	3,308	2,947	6,255	51.23
Pasig City	20,459	0	0	0	0.00	0	0	0	0.00	0	0	0	0.00	3,168	3,114	6,282	30.71
Pateros	1,729	0	0	0	0.00	0	0	0	0.00	0	0	0	0.00	558	540	1,098	63.50
Taguig	21,803	0	0	0	0.00	0	0	0	0.00	0	0	0	0.00	1,490	1,465	2,955	13.55
Quezon City	79,532	0	0	0	0.00	0	0	0	0.00	0	0	0	0.00	23,946	23,764	47,710	59.99
Makati City	15,781	0	0	0	0.00	0	0	0	0.00	0	0	0	0.00	3,445	3,222	6,667	42.25
Mandaluyong City	10,463	0	0	0	0.00	0	0	0	0.00	0	0	0	0.00	1,709	1,490	3,199	30.57
San Juan	3,310	0	0	0	0.00	0	0	0	0.00	0	0	0	0.00	1,028	913	1,941	58.65
Manila City	48,220	0	0	0	0.00	0	0	0	0.00	0	0	0	0.00	10,017	9,376	19,393	40.22
Las Piñas City	15,952	0	0	0	0.00	0	0	0	0.00	0	0	0	0.00	3,433	3,270	6,703	42.02
Muntinlupa City	13,666	0	0	0	0.00	0	0	0	0.00	0	0	0	0.00	2,871	2,688	5,559	40.68
Parañaque City	18,035	0	0	0	0.00	0	0	0	0.00	0	0	0	0.00	6,356	5,868	12,224	67.78
Pasay City	11,283	0	0	0	0.00	0	0	0	0.00	0	0	0	0.00	3,143	2,939	6,082	53.91

Area	Population
PHILIPPINES	104,921,600
N C R	12,918,977
Malabon	366,709
Navotas	250,271
Valenzuela City	622,432
Caloocan City	1,589,110
Marikina City	452,201
Pasig City	757,747
Pateros	64,047
Taguig	807,523
Quezon City	2,945,629
Makati City	584,490
Mandaluyong City	387,528
San Juan	122,576
Manila City	1,785,917
Las Piñas City	590,802
Muntinlupa City	506,144
Parañaque City	667,979
Pasay City	417,872
C A R	1,847,347
Abra	256,026
Apayao	131,153
Benguet	464,636
Ifugao	223,352
Kalinga	233,593
Mt. Province	178,971
Baguio City	359,616
Region 1	5,263,258
Ilocos Norte	484,494
Ilocos Sur	589,290

La Union	681,693
Pangasinan	2,532,532
Alaminos City	95,689
Candon City	62,112
Dagupan City	182,690
Laoag City	111,710
San Carlos City	201,143
San Fernando City	124,900
Urdaneta City	141,803
Vigan City	55,202
Region 2	3,595,622
Batanes	18,971
Cagayan	1,078,135
Isabela	1,230,706
Nueva Vizcaya	477,778
Quirino	205,567
Cauayan City	134,673
Iligan City	151,356
Santiago City	140,191
Tuguegarao City	158,245
Region 3	11,427,140
Aurora	237,604
Bataan	671,252
Bulacan	2,333,965
Nueva Ecija	1,480,580
Pampanga	1,639,177
Tarlac	1,052,247
Zambales	607,963
Angeles City	411,264
Balanga City	97,024
Cabanatuan City	303,032
City of San Fernando	306,383
Gapan City	110,595
Mabalacat City	250,573
Malolos City	260,690
Meycauayan City	216,230
Olongapo	239,790
Palayan City	41,150
San Jose City	140,108
San Jose del Monte City	593,712
Science City of Munoz	81,699

Tarlac City	352,102
Region 4A	14,659,354
Batangas	1,849,727
Cavite	1,370,415
Laguna	1,013,373
Quezon	1,850,661
Rizal	2,169,034
Antipolo City	798,926
Bacoor City	600,403
Batangas City	328,280
Biñan City	339,800
Cabuyao City	315,023
Calamba City	463,727
Cavite City	102,771
Dasmariñas City	658,793
General Trias City	314,195
Imus City	403,647
Lipa City	330,780
Lucena City	280,472
San Pablo City	271,478
San Pedro City	332,434
Santa Rosa City	360,960
Tagaytay City	71,157
Tanauan City	172,528
Tayabas City	105,110
Trece Martires City	155,660
Region 4B	3,216,467
Marinduque	259,577
Mindoro Occidental	533,874
Mindoro Oriental	917,824
Palawan	906,323
Romblon	326,679
Puerto Princesa City	272,190
Region 5	6,266,653
Albay	1,194,430
Camarines Norte	629,884
Camarines Sur	1,786,113
Catanduanes	287,041
Masbate	958,009
Sorsogon	866,924

Iriga City	121,360
Legaspi City	210,047
Naga City	212,845
Region 6	7,919,888
Aklan	600,348
Antique	632,798
Capiz	612,662
Guimaras	182,501
Iloilo	1,918,628
Negros Occidental	1,125,762
Bacolod City	597,740
Bago City	181,895
Cadiz City	164,599
Escalante City	100,075
Himamaylan City	113,702
Iloilo City	463,139
Kabankalan City	193,593
La Carlota City	68,584
Passi City	83,267
Roxas City	172,140
Sagay City	155,600
San Carlos City	140,996
Silay City	135,032
Sipalay City	74,543
Talisay City	108,738
Victorias City	93,546
Region 7	7,689,735
Bohol	1,323,414
Cebu	2,440,782
Negros Oriental	953,432
Siquijor	104,634
Bais City	81,328
Bayawan City	125,684
Canlaon City	58,108
Cebu City	936,521
Danao City	138,528
Dumaguete City	140,050
Lapu-Lapu City	414,265
Mandaue City	368,121
Tagbilaran City	115,039
Talisay City	231,077

Tanjay City	85,849
Toledo City	172,903
Region 8	4,704,894
Biliran	191,837
Eastern Samar	494,944
Northern Leyte	1,558,603
Northern Samar	689,007
Southern Leyte	361,717
Western Samar	645,788
Calbayog City	198,999
Maasin City	92,056
Ormoc City	222,004
Tacloban City	249,939
Region 9	3,896,152
Zamboanga del Norte	853,006
Zamboanga del Sur	875,453
Zamboanga Sibugay	682,270
Dapitan City	88,075
Dipolog City	139,734
Isabela City	113,312
Pagadian City	214,717
Zamboanga City	929,585
Region 10	4,857,341
Bukidnon	1,074,188
Camiguin	95,407
Lanao del Norte	709,977
Misamis Occidental	346,249
Misamis Oriental	731,104
Cagayan de Oro City	692,476
El Salvador City	51,431
Gingoog City	127,695
Iligan City	359,629
Malaybalay City	179,056
Oroquieta City	75,030
Ozamis City	150,393
Tangub City	66,816
Valencia City	197,890
Region 11	5,153,130

Compostela Valley	792,056
Davao del Norte	1,081,260
Davao del Sur	657,018
Davao Occidental	328,560
Davao Oriental	598,176
Davao City	1,696,060
Region 12	4,780,211
North Cotabato	1,433,708
Sarangani	578,658
South Cotabato	957,215
Sultan Kudarat	868,777
Cotabato City	320,178
Gen. Santos City	621,675
A.R.M.M.	3,896,848
Basilan	278,875
Lanao del Sur	907,663
Maguindanao	1,123,143
Sulu	855,540
Tawi-Tawi	437,801
Lamitan City	76,729
Marawi City	217,097
CARAGA	2,828,583
Agusan del Norte	382,932
Agusan del Sur	783,933
Surigao del Norte	345,210
Surigao del Sur	541,169
Province of Dinagat	147,679
Bislig City	102,789
Butuan City	364,093
Surigao City	160,778

Projected Population

Area	Elig. Pop. (Total)	PCV 1				PCV 2		
		Male	Female	Total	%	Male	Female	Total
Philippines	2,832,883	0	0	0	0.00	-	-	-
NCR	348,812	0	0	0	0.00	-	-	-
CAR	49,878	0	0	0	0.00	-	-	-
Region 1	142,108	0	0	0	0.00	-	-	-
Region 2	97,082	0	0	0	0.00	-	-	-
Region 3	308,533	0	0	0	0.00	-	-	-
Region 4A	395,803	0	0	0	0.00	-	-	-
Region 4B	86,845	0	0	0	0.00	-	-	-
Region 5	169,200	0	0	0	0.00	-	-	-
Region 6	213,837	0	0	0	0.00	-	-	-
Region 7	207,623	0	0	0	0.00	-	-	-
Region 8	127,032	0	0	0	0.00	-	-	-
Region 9	105,196	0	0	0	0.00	-	-	-
Region 10	131,148	0	0	0	0.00	-	-	-
Region 11	139,135	0	0	0	0.00	-	-	-
Region 12	129,066	0	0	0	0.00	-	-	-
ARMM	105,215	0	0	0	0.00	-	-	-
CARAGA	76,372	0	0	0	0.00	-	-	-

Figure 2D.21

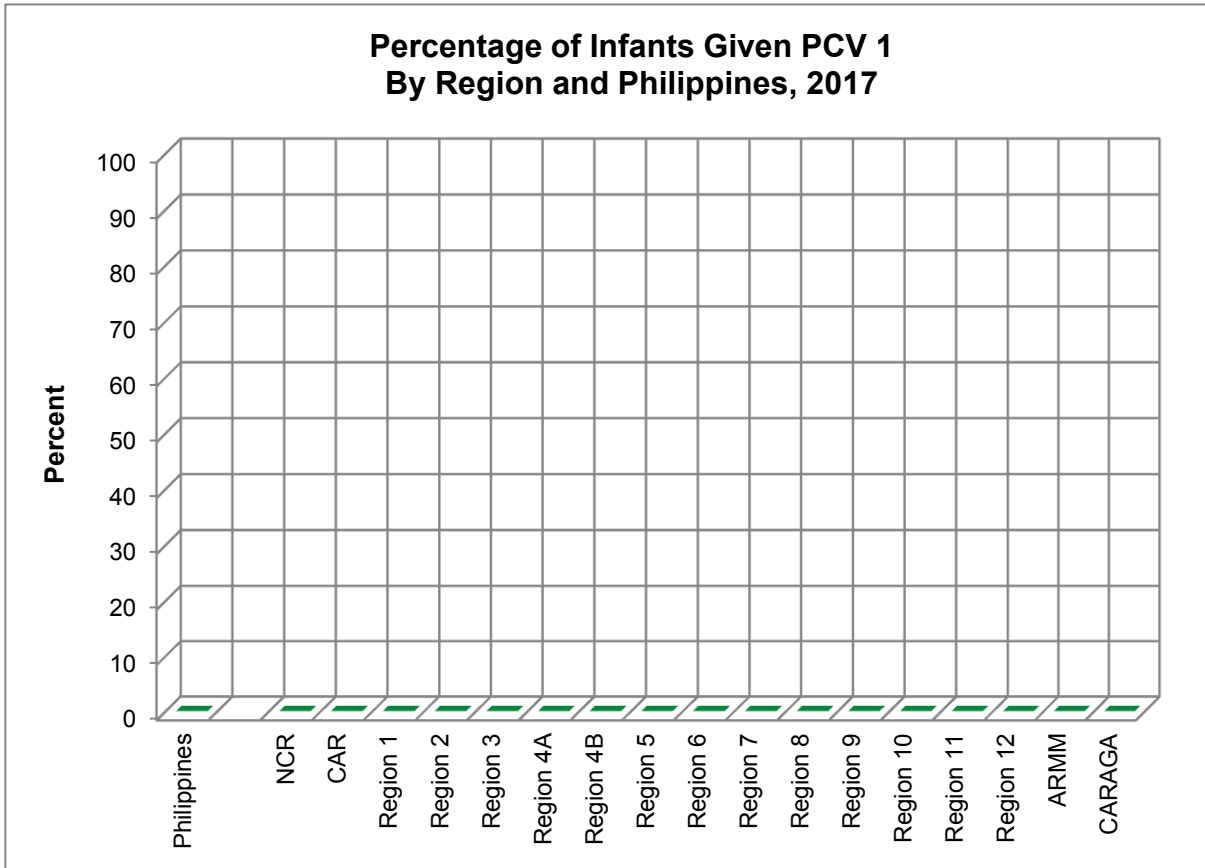


Figure 2D.22

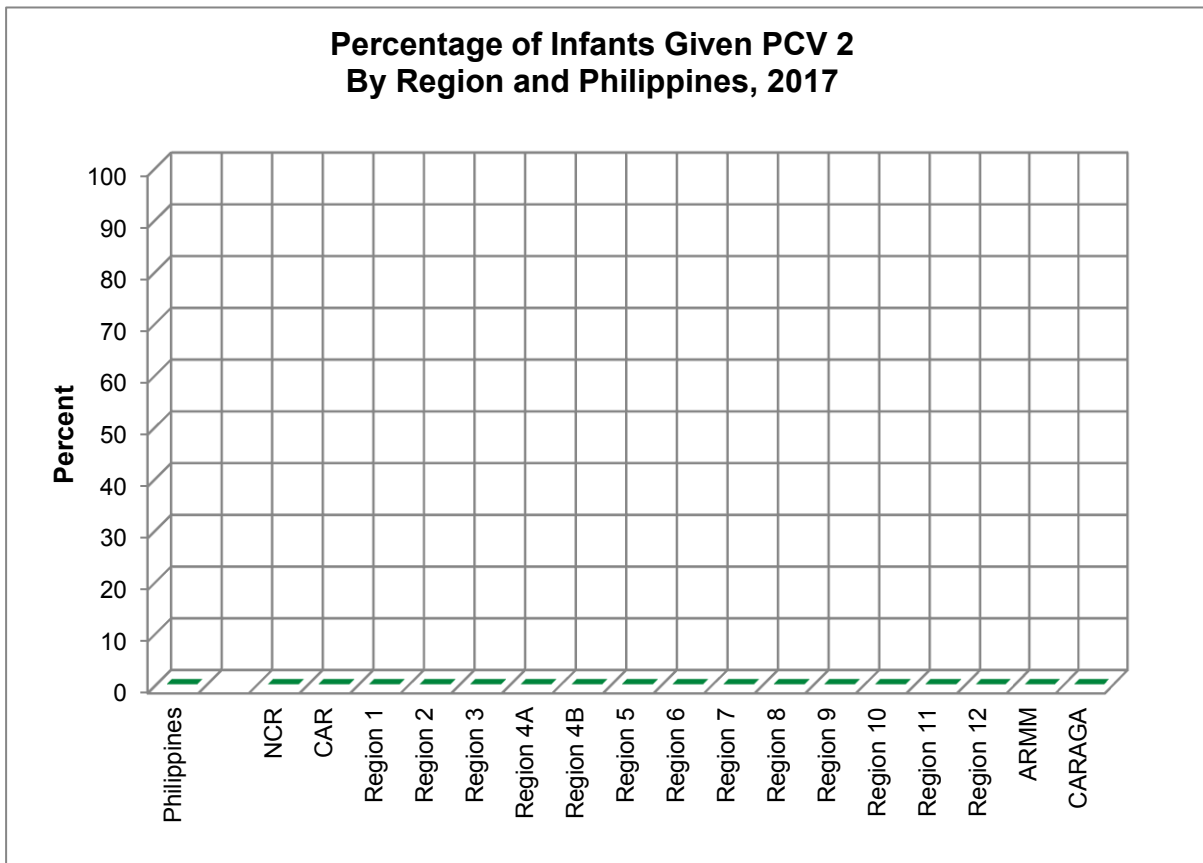


Figure 2D.23

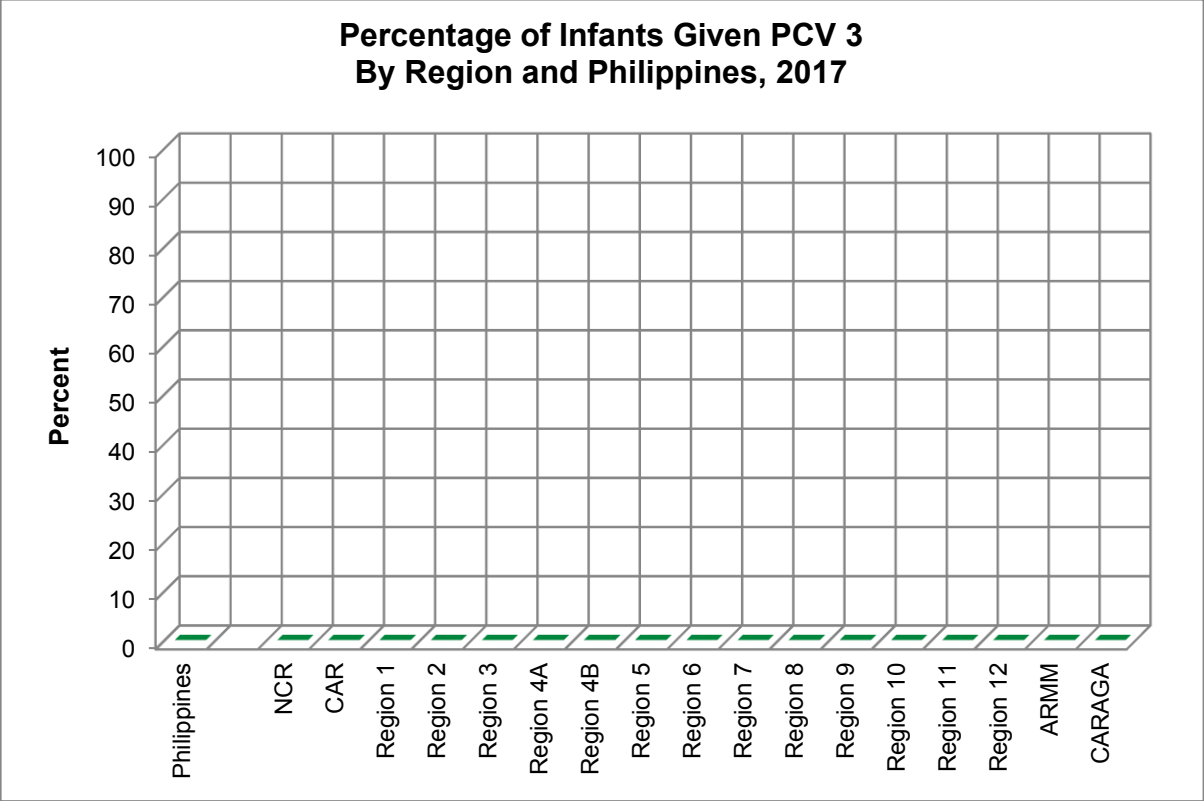


Figure 2D.24

