

CHILD CARE

2017 - Quarterly Report

Fully Immunized Child, Completely Immunized Child and Child Protected at Birth

First Quarter

Area	Elig. Pop. (Total Pop. X 2.7%)	FIC				CIC				CPAB			
		Male	Female	Total	%	Male	Female	Total	%	Male	Female	Total	%
PHILIPPINES	2,832,883	34,038	32,983	67,021	2.37	4,445	4,145	8,590	0.30	25,228	24,905	50,133	81.72
N C R	348,812	34,038	32,983	67,021	19.21	4,445	4,145	8,590	2.46	25,228	24,905	50,133	81.72
Malabon	9,901	1,286	1,147	2,433	24.57	604	546	1,150	11.61	519	483	1,002	78.04
Navotas	6,757	578	638	1,216	18.00	70	54	124	1.84	567	552	1,119	89.88
Valenzuela City	16,806	1,363	1,301	2,664	15.85	241	230	471	2.80	813	898	1,711	162.95
Caloocan City	42,906	4,243	4,136	8,379	19.53	1236	1172	2,408	5.61	2,877	2,728	5,605	116.41
Marikina City	12,209	806	817	1,623	13.29	68	58	126	1.03	826	704	1,530	68.06
Pasig City	20,459	1,912	1,827	3,739	18.28	61	61	122	0.60	939	873	1,812	47.08
Pateros	1,729	122	141	263	15.21	21	12	33	1.91	96	111	207	98.10
Taguig	21,803	1,995	1,893	3,888	17.83	876	785	1,661	7.62	1,249	1,192	2,441	43.72
Quezon City	79,532	11,163	11,260	22,423	28.19	284	265	549	0.69	10,374	10,599	20,973	140.10
Makati City	15,781	913	844	1,757	11.13	60	62	122	0.77	514	540	1,054	55.39
Mandaluyong City	10,463	1,063	996	2,059	19.68	15	19	34	0.32	413	372	785	95.97
San Juan	3,310	229	199	428	12.93	0	0	0	0.00	145	140	285	121.28
Manila City	48,220	3,523	3,310	6,833	14.17	453	446	899	1.86	2,075	1,954	4,029	28.33
Las Piñas City	15,952	1,259	1,151	2,410	15.11	189	202	391	2.45	1,127	1,107	2,234	142.66
Muntinlupa City	13,666	952	861	1,813	13.27	102	78	180	1.32	870	875	1,745	76.94
Parañaque City	18,035	1,662	1,553	3,215	17.83	80	65	145	0.80	1,029	1,028	2,057	65.38
Pasay City	11,283	969	909	1,878	16.65	85	90	175	1.55	795	749	1,544	79.83

First Quarter

Area	Elig. Pop. (Total Pop. X 2.7%)	FIC				CIC				CPAB			
		Male	Female	Total	%	Male	Female	Total	%	Male	Female	Total	%
PHILIPPINES	2,832,883	34,038	32,983	67,021	2.37	4,445	4,145	8,590	0.30	25,228	24,905	50,133	81.72
N C R	348,812	34,038	32,983	67,021	19.21	4,445	4,145	8,590	2.46	25,228	24,905	50,133	81.72
C A R	49,878	0	0	0	0.00	0	0	0	0.00	0	0	0	0.00
Abra	6,913			0	0.00			0	0.00			0	0.00
Apayao	3,541			0	0.00			0	0.00			0	0.00
Benguet	12,545			0	0.00			0	0.00			0	0.00
Ifugao	6,031			0	0.00			0	0.00			0	0.00
Kalinga	6,307			0	0.00			0	0.00			0	0.00
Mt. Province	4,832			0	0.00			0	0.00			0	0.00
Baguio City	9,710			0	0.00			0	0.00			0	0.00
Region 1	142,108	0	0	0	0.00	0	0	0	0.00	0	0	0	0.00
Ilocos Norte	13,081			0	0.00			0	0.00			0	0.00
Ilocos Sur	15,911			0	0.00			0	0.00			0	0.00
La Union	18,406			0	0.00			0	0.00			0	0.00
Pangasinan	68,378			0	0.00			0	0.00			0	0.00
Alaminos City	2,584			0	0.00			0	0.00			0	0.00
Candon City	1,677			0	0.00			0	0.00			0	0.00
Dagupan City	4,933			0	0.00			0	0.00			0	0.00
Laoag City	3,016			0	0.00			0	0.00			0	0.00
San Carlos City	5,431			0	0.00			0	0.00			0	0.00
San Fernando City	3,372			0	0.00			0	0.00			0	0.00

First Quarter

Area	Elig. Pop. (Total Pop. X 2.7%)	FIC				CIC				CPAB			
		Male	Female	Total	%	Male	Female	Total	%	Male	Female	Total	%
PHILIPPINES	2,832,883	34,038	32,983	67,021	2.37	4,445	4,145	8,590	0.30	25,228	24,905	50,133	81.72
N C R	348,812	34,038	32,983	67,021	19.21	4,445	4,145	8,590	2.46	25,228	24,905	50,133	81.72
Urdaneta City	3,829			0	0.00			0	0.00			0	0.00
Vigan City	1,490			0	0.00			0	0.00			0	0.00
Region 2	97,082	0	0	0	0.00	0	0	0	0.00	0	0	0	0.00
Batanes	512			0	0.00			0	0.00			0	0.00
Cagayan	29,110			0	0.00			0	0.00			0	0.00
Isabela	33,229			0	0.00			0	0.00			0	0.00
Nueva Vizcaya	12,900			0	0.00			0	0.00			0	0.00
Quirino	5,550			0	0.00			0	0.00			0	0.00
Cauayan City	3,636			0	0.00			0	0.00			0	0.00
Ilagan City	4,087			0	0.00			0	0.00			0	0.00
Santiago City	3,785			0	0.00			0	0.00			0	0.00
Tuguegarao City	4,273			0	0.00			0	0.00			0	0.00
Region 3	308,533	0	0	0	0.00	0	0	0	0.00	0	0	0	0.00
Aurora	6,415			0	0.00			0	0.00			0	0.00
Bataan	18,124			0	0.00			0	0.00			0	0.00
Bulacan	63,017			0	0.00			0	0.00			0	0.00
Nueva Ecija	39,976			0	0.00			0	0.00			0	0.00
Pampanga	44,258			0	0.00			0	0.00			0	0.00
Tarlac	28,411			0	0.00			0	0.00			0	0.00
Zambales	16,415			0	0.00			0	0.00			0	0.00

First Quarter

Area	Elig. Pop. (Total Pop. X 2.7%)	FIC				CIC				CPAB			
		Male	Female	Total	%	Male	Female	Total	%	Male	Female	Total	%
PHILIPPINES	2,832,883	34,038	32,983	67,021	2.37	4,445	4,145	8,590	0.30	25,228	24,905	50,133	81.72
N C R	348,812	34,038	32,983	67,021	19.21	4,445	4,145	8,590	2.46	25,228	24,905	50,133	81.72
Angeles City	11,104			0	0.00			0	0.00			0	0.00
Balanga City	2,620			0	0.00			0	0.00			0	0.00
Cabanatuan City	8,182			0	0.00			0	0.00			0	0.00
City of San Fernando	8,272			0	0.00			0	0.00			0	0.00
Gapan City	2,986			0	0.00			0	0.00			0	0.00
Mabalacat City	6,765			0	0.00			0	0.00			0	0.00
Malolos City	7,039			0	0.00			0	0.00			0	0.00
Meycauayan	5,838			0	0.00			0	0.00			0	0.00
Olongapo	6,474			0	0.00			0	0.00			0	0.00
Palayan City	1,111			0	0.00			0	0.00			0	0.00
San Jose City	3,783			0	0.00			0	0.00			0	0.00
San Jose del Monte City	16,030			0	0.00			0	0.00			0	0.00
Science City of Munoz	2,206			0	0.00			0	0.00			0	0.00
Tarlac City	9,507			0	0.00			0	0.00			0	0.00
Region 4A	395,803	0	0	0	0.00	0	0	0	0.00	0	0	0	0.00
Batangas	49,943			0	0.00			0	0.00			0	0.00
Cavite	37,001			0	0.00			0	0.00			0	0.00
Laguna	27,361			0	0.00			0	0.00			0	0.00
Quezon	49,968			0	0.00			0	0.00			0	0.00
Rizal	58,564			0	0.00			0	0.00			0	0.00
Antipolo City	21,571			0	0.00			0	0.00			0	0.00

First Quarter

Area	Elig. Pop. (Total Pop. X 2.7%)	FIC				CIC				CPAB			
		Male	Female	Total	%	Male	Female	Total	%	Male	Female	Total	%
PHILIPPINES	2,832,883	34,038	32,983	67,021	2.37	4,445	4,145	8,590	0.30	25,228	24,905	50,133	81.72
N C R	348,812	34,038	32,983	67,021	19.21	4,445	4,145	8,590	2.46	25,228	24,905	50,133	81.72
Bacoor City	16,211			0	0.00			0	0.00			0	0.00
Batangas City	8,864			0	0.00			0	0.00			0	0.00
Biñan City	9,175			0	0.00			0	0.00			0	0.00
Cabuyao City	8,506			0	0.00			0	0.00			0	0.00
Calamba City	12,521			0	0.00			0	0.00			0	0.00
Cavite City	2,775			0	0.00			0	0.00			0	0.00
Dasmariñas City	17,787			0	0.00			0	0.00			0	0.00
General Trias City	8,483			0	0.00			0	0.00			0	0.00
Imus City	10,898			0	0.00			0	0.00			0	0.00
Lipa City	8,931			0	0.00			0	0.00			0	0.00
Lucena City	7,573			0	0.00			0	0.00			0	0.00
San Pablo City	7,330			0	0.00			0	0.00			0	0.00
San Pedro City	8,976			0	0.00			0	0.00			0	0.00
Santa Rosa City	9,746			0	0.00			0	0.00			0	0.00
Tagaytay City	1,921			0	0.00			0	0.00			0	0.00
Tanauan City	4,658			0	0.00			0	0.00			0	0.00
Tayabas City	2,838			0	0.00			0	0.00			0	0.00
Trece Martires City	4,203			0	0.00			0	0.00			0	0.00
Region 4B	86,845	0	0	0	0.00	0	0	0	0.00	0	0	0	0.00
Marinduque	7,009			0	0.00			0	0.00			0	0.00
Mindoro Occidental	14,415			0	0.00			0	0.00			0	0.00
Mindoro Oriental	24,781			0	0.00			0	0.00			0	0.00
Palawan	24,471			0	0.00			0	0.00			0	0.00

First Quarter

Area	Elig. Pop. (Total Pop. X 2.7%)	FIC				CIC				CPAB			
		Male	Female	Total	%	Male	Female	Total	%	Male	Female	Total	%
PHILIPPINES	2,832,883	34,038	32,983	67,021	2.37	4,445	4,145	8,590	0.30	25,228	24,905	50,133	81.72
N C R	348,812	34,038	32,983	67,021	19.21	4,445	4,145	8,590	2.46	25,228	24,905	50,133	81.72
Romblon	8,820			0	0.00			0	0.00			0	0.00
Puerto Princesa City	7,349			0	0.00			0	0.00			0	0.00
Region 5	169,200	0	0	0	0.00	0	0	0	0.00	0	0	0	0.00
Albay	32,250			0	0.00			0	0.00			0	0.00
Camarines Norte	17,007			0	0.00			0	0.00			0	0.00
Camarines Sur	48,225			0	0.00			0	0.00			0	0.00
Catanduanes	7,750			0	0.00			0	0.00			0	0.00
Masbate	25,866			0	0.00			0	0.00			0	0.00
Sorsogon	23,407			0	0.00			0	0.00			0	0.00
Iriga City	3,277			0	0.00			0	0.00			0	0.00
Legaspi City	5,671			0	0.00			0	0.00			0	0.00
Naga City	5,747			0	0.00			0	0.00			0	0.00
Region 6	213,837	0	0	0	0.00	0	0	0	0.00	0	0	0	0.00
Aklan	16,209			0	0.00			0	0.00			0	0.00
Antique	17,086			0	0.00			0	0.00			0	0.00
Capiz	16,542			0	0.00			0	0.00			0	0.00
Guimaras	4,928			0	0.00			0	0.00			0	0.00
Iloilo	51,803			0	0.00			0	0.00			0	0.00
Negros Occidental	30,396			0	0.00			0	0.00			0	0.00

First Quarter

Area	Elig. Pop. (Total Pop. X 2.7%)	FIC				CIC				CPAB			
		Male	Female	Total	%	Male	Female	Total	%	Male	Female	Total	%
PHILIPPINES	2,832,883	34,038	32,983	67,021	2.37	4,445	4,145	8,590	0.30	25,228	24,905	50,133	81.72
N C R	348,812	34,038	32,983	67,021	19.21	4,445	4,145	8,590	2.46	25,228	24,905	50,133	81.72
Bacolod City	16,139			0	0.00			0	0.00			0	0.00
Bago City	4,911			0	0.00			0	0.00			0	0.00
Cadiz City	4,444			0	0.00			0	0.00			0	0.00
Escalante City	2,702			0	0.00			0	0.00			0	0.00
Himamaylan City	3,070			0	0.00			0	0.00			0	0.00
Iloilo City	12,505			0	0.00			0	0.00			0	0.00
Kabankalan City	5,227			0	0.00			0	0.00			0	0.00
La Carlota City	1,852			0	0.00			0	0.00			0	0.00
Passi City	2,248			0	0.00			0	0.00			0	0.00
Roxas City	4,648			0	0.00			0	0.00			0	0.00
Sagay City	4,201			0	0.00			0	0.00			0	0.00
San Carlos City	3,807			0	0.00			0	0.00			0	0.00
Silay City	3,646			0	0.00			0	0.00			0	0.00
Sipalay City	2,013			0	0.00			0	0.00			0	0.00
Talisay City	2,936			0	0.00			0	0.00			0	0.00
Victorias City	2,526			0	0.00			0	0.00			0	0.00
Region 7	207,623	0	0	0	0.00	0	0	0	0.00	0	0	0	0.00
Bohol	35,732			0	0.00			0	0.00			0	0.00
Cebu	65,901			0	0.00			0	0.00			0	0.00
Negros Oriental	25,743			0	0.00			0	0.00			0	0.00
Siquijor	2,825			0	0.00			0	0.00			0	0.00

First Quarter

Area	Elig. Pop. (Total Pop. X 2.7%)	FIC				CIC				CPAB			
		Male	Female	Total	%	Male	Female	Total	%	Male	Female	Total	%
PHILIPPINES	2,832,883	34,038	32,983	67,021	2.37	4,445	4,145	8,590	0.30	25,228	24,905	50,133	81.72
N C R	348,812	34,038	32,983	67,021	19.21	4,445	4,145	8,590	2.46	25,228	24,905	50,133	81.72
Bais City	2,196			0	0.00			0	0.00			0	0.00
Bayawan City	3,393			0	0.00			0	0.00			0	0.00
Canlaon City	1,569			0	0.00			0	0.00			0	0.00
Cebu City	25,286			0	0.00			0	0.00			0	0.00
Danao City	3,740			0	0.00			0	0.00			0	0.00
Dumaguete City	3,781			0	0.00			0	0.00			0	0.00
Lapu-Lapu City	11,185			0	0.00			0	0.00			0	0.00
Mandaue City	9,939			0	0.00			0	0.00			0	0.00
Tagbilaran City	3,106			0	0.00			0	0.00			0	0.00
Talisay City	6,239			0	0.00			0	0.00			0	0.00
Tanjay City	2,318			0	0.00			0	0.00			0	0.00
Toledo City	4,668			0	0.00			0	0.00			0	0.00
Region 8	127,032	0	0	0	0.00	0	0	0	0.00	0	0	0	0.00
Biliran	5,180			0	0.00			0	0.00			0	0.00
Eastern Samar	13,363			0	0.00			0	0.00			0	0.00
Northern Leyte	42,082			0	0.00			0	0.00			0	0.00
Northern Samar	18,603			0	0.00			0	0.00			0	0.00
Southern Leyte	9,766			0	0.00			0	0.00			0	0.00
Western Samar	17,436			0	0.00			0	0.00			0	0.00
Calbayog City	5,373			0	0.00			0	0.00			0	0.00
Maasin City	2,486			0	0.00			0	0.00			0	0.00
Ormoc City	5,994			0	0.00			0	0.00			0	0.00

First Quarter

Area	Elig. Pop. (Total Pop. X 2.7%)	FIC				CIC				CPAB			
		Male	Female	Total	%	Male	Female	Total	%	Male	Female	Total	%
PHILIPPINES	2,832,883	34,038	32,983	67,021	2.37	4,445	4,145	8,590	0.30	25,228	24,905	50,133	81.72
N C R	348,812	34,038	32,983	67,021	19.21	4,445	4,145	8,590	2.46	25,228	24,905	50,133	81.72
Tacloban City	6,748			0	0.00			0	0.00			0	0.00
Region 9	105,196	0	0	0	0.00	0	0	0	0.00	0	0	0	0.00
Zamboanga del Norte	23,031			0	0.00			0	0.00			0	0.00
Zamboanga del Sur	23,637			0	0.00			0	0.00			0	0.00
Zamboanga Sibugay	18,421			0	0.00			0	0.00			0	0.00
Dapitan City	2,378			0	0.00			0	0.00			0	0.00
Dipolog City	3,773			0	0.00			0	0.00			0	0.00
Isabela City	3,059			0	0.00			0	0.00			0	0.00
Pagadian City	5,797			0	0.00			0	0.00			0	0.00
Zamboanga City	25,099			0	0.00			0	0.00			0	0.00
Region 10	131,148	0	0	0	0.00	0	0	0	0.00	0	0	0	0.00
Bukidnon	29,003			0	0.00			0	0.00			0	0.00
Camiguin	2,576			0	0.00			0	0.00			0	0.00
Lanao del Norte	19,169			0	0.00			0	0.00			0	0.00
Misamis Occidental	9,349			0	0.00			0	0.00			0	0.00
Misamis Oriental	19,740			0	0.00			0	0.00			0	0.00
Cagayan de Oro City	18,697			0	0.00			0	0.00			0	0.00
El Salvador City	1,389			0	0.00			0	0.00			0	0.00
Gingoog City	3,448			0	0.00			0	0.00			0	0.00

First Quarter

Area	Elig. Pop. (Total Pop. X 2.7%)	FIC				CIC				CPAB			
		Male	Female	Total	%	Male	Female	Total	%	Male	Female	Total	%
PHILIPPINES	2,832,883	34,038	32,983	67,021	2.37	4,445	4,145	8,590	0.30	25,228	24,905	50,133	81.72
N C R	348,812	34,038	32,983	67,021	19.21	4,445	4,145	8,590	2.46	25,228	24,905	50,133	81.72
Iligan City	9,710			0	0.00			0	0.00			0	0.00
Malaybalay City	4,835			0	0.00			0	0.00			0	0.00
Oroquieta City	2,026			0	0.00			0	0.00			0	0.00
Ozamis City	4,061			0	0.00			0	0.00			0	0.00
Tangub City	1,804			0	0.00			0	0.00			0	0.00
Valencia City	5,343			0	0.00			0	0.00			0	0.00
Region 11	139,135	0	0	0	0.00	0	0	0	0.00	0	0	0	0.00
Compostela Valley	21,386			0	0.00			0	0.00			0	0.00
Davao del Norte	29,194			0	0.00			0	0.00			0	0.00
Davao del Sur	17,739			0	0.00			0	0.00			0	0.00
Davao Oriental	8,871			0	0.00			0	0.00			0	0.00
Davao Occidental	16,151			0	0.00			0	0.00			0	0.00
Davao City	45,794			0	0.00			0	0.00			0	0.00
Region 12	129,066	0	0	0	0.00	0	0	0	0.00	0	0	0	0.00
North Cotabato	38,710			0	0.00			0	0.00			0	0.00
Sarangani	15,624			0	0.00			0	0.00			0	0.00
South Cotabato	25,845			0	0.00			0	0.00			0	0.00
Sultan Kudarat	23,457			0	0.00			0	0.00			0	0.00
Cotabato City	8,645			0	0.00			0	0.00			0	0.00

First Quarter

Area	Elig. Pop. (Total Pop. X 2.7%)	FIC				CIC				CPAB			
		Male	Female	Total	%	Male	Female	Total	%	Male	Female	Total	%
PHILIPPINES	2,832,883	34,038	32,983	67,021	2.37	4,445	4,145	8,590	0.30	25,228	24,905	50,133	81.72
N C R	348,812	34,038	32,983	67,021	19.21	4,445	4,145	8,590	2.46	25,228	24,905	50,133	81.72
Gen. Santos City	16,785			0	0.00			0	0.00			0	0.00
A.R.M.M.	105,215	0	0	0	0.00	0	0	0	0.00	0	0	0	0.00
Basilan	7,530			0	0.00			0	0.00			0	0.00
Lanao del Sur	24,507			0	0.00			0	0.00			0	0.00
Maguindanao	30,325			0	0.00			0	0.00			0	0.00
Sulu	23,100			0	0.00			0	0.00			0	0.00
Tawi-Tawi	11,821			0	0.00			0	0.00			0	0.00
Lamitan City	2,072			0	0.00			0	0.00			0	0.00
Marawi City	5,862			0	0.00			0	0.00			0	0.00
CARAGA	76,372	0	0	0	0.00	0	0	0	0.00	0	0	0	0.00
Agusan del Norte	10,339			0	0.00			0	0.00			0	0.00
Agusan del Sur	21,166			0	0.00			0	0.00			0	0.00
Surigao del Norte	9,321			0	0.00			0	0.00			0	0.00
Surigao del Sur	14,612			0	0.00			0	0.00			0	0.00
Province of Dinagat	3,987			0	0.00			0	0.00			0	0.00
Bislig City	2,775			0	0.00			0	0.00			0	0.00
Butuan City	9,831			0	0.00			0	0.00			0	0.00
Surigao City	4,341			0	0.00			0	0.00			0	0.00

Legend:

First Quarter

Area	Elig. Pop. (Total Pop. X 2.7%)	FIC				CIC				CPAB			
		Male	Female	Total	%	Male	Female	Total	%	Male	Female	Total	%
PHILIPPINES	2,832,883	34,038	32,983	67,021	2.37	4,445	4,145	8,590	0.30	25,228	24,905	50,133	81.72
N C R	348,812	34,038	32,983	67,021	19.21	4,445	4,145	8,590	2.46	25,228	24,905	50,133	81.72

0 = No Case

* = No Report

First Quarter

CPAB			Live-births
Female	Total	%	
24,905	50,133	81.72	61,346
24,905	50,133	81.72	61,346
483	1,002	78.04	1,284
552	1,119	89.88	1,245
898	1,711	162.95	1,050
2,728	5,605	116.41	4,815
704	1,530	68.06	2,248
873	1,812	47.08	3,849
111	207	98.10	211
1,192	2,441	43.72	5,583
10,599	20,973	140.10	14,970
540	1,054	55.39	1,903
372	785	95.97	818
140	285	121.28	235
1,954	4,029	28.33	14,221
1,107	2,234	142.66	1,566
875	1,745	76.94	2,268
1,028	2,057	65.38	3,146
749	1,544	79.83	1,934

*FIC corrected 4/20/18

First Quarter

CPAB			Live-births
Female	Total	%	
24,905	50,133	81.72	61,346
24,905	50,133	81.72	61,346
	0	0.00	
	0	0.00	
0	0	0.00	0
	0	0.00	
	0	0.00	
	0	0.00	
	0	0.00	
	0	0.00	
	0	0.00	
	0	0.00	
0	0	0.00	0
	0	0.00	
	0	0.00	
	0	0.00	
	0	0.00	
	0	0.00	

First Quarter

CPAB			Live-births
Female	Total	%	
24,905	50,133	81.72	61,346
24,905	50,133	81.72	61,346
	0	0.00	
	0	0.00	
	0	0.00	
	0	0.00	
	0	0.00	
	0	0.00	
0	0	0.00	0
	0	0.00	
	0	0.00	
	0	0.00	
	0	0.00	
	0	0.00	
0	0	0.00	0
	0	0.00	
	0	0.00	
	0	0.00	
	0	0.00	

First Quarter

CPAB			Live-births
Female	Total	%	
24,905	50,133	81.72	61,346
24,905	50,133	81.72	61,346

CHILD CARE

2017 - Quarterly Report

Fully Immunized Child, Completely Immunized Child and Child Protected at Birth

Second Quarter

Area	Elig. Pop. (Total Pop. X 2.7%)	FIC				CIC				CPAB			
		Male	Female	Total	%	Male	Female	Total	%	Male	Female	Total	%
PHILIPPINES	2,832,883	35,514	34,123	69,637	2.46	3,408	3,261	6,669	0.24	23,503	22,839	46,342	77.94
N C R	348,812	35,514	34,123	69,637	19.96	3,408	3,261	6,669	1.91	23,503	22,839	46,342	77.94
Malabon	9,901	939	902	1,841	18.59	502	474	976	9.86	503	551	1,054	78.42
Navotas	6,757	781	771	1,552	22.97	56	53	109	1.61	489	504	993	81.13
Valenzuela City	16,806	1,671	1,610	3,281	19.52	257	262	519	3.09	785	794	1,579	102.47
Caloocan City	42,906	4,231	4,051	8,282	19.30	626	619	1,245	2.90	2,746	2,723	5,469	113.58
Marikina City	12,209	848	798	1,646	13.48	96	101	197	1.61	793	650	1,443	67.91
Pasig City	20,459	2,024	1,975	3,999	19.55	80	78	158	0.77	935	830	1,765	45.86
Pateros	1,729	162	158	320	18.50	2	0	2	0.12	94	96	190	91.35
Taguig	21,803	1,898	1,759	3,657	16.77	597	583	1,180	5.41	1,055	960	2,015	90.00
Quezon City	79,532	11,334	11,414	22,748	28.60	275	282	557	0.70	10,013	10,000	20,013	125.59
Makati City	15,781	957	848	1,805	11.44	40	34	74	0.47	485	437	922	50.41
Mandaluyong City	10,463	1135	1051	2,186	20.89	16	14	30	0.29	422	384	806	69.97
San Juan	3,310	274	262	536	16.20	0	0	0	0.00	133	153	286	84.12
Manila City	48,220	3,508	3,216	6,724	13.94	395	363	758	1.57	1,694	1,510	3,204	22.53
Las Piñas City	15,952	1,382	1,282	2,664	16.70	217	182	399	2.50	932	837	1,769	125.82
Muntinlupa City	13,666	1,246	1,145	2,391	17.50	151	133	284	2.08	699	693	1,392	64.68
Parañaque City	18,035	1,713	1,663	3,376	18.72	31	29	60	0.33	753	702	1,455	46.23
Pasay City	11,283	1,411	1,218	2,629	23.30	67	54	121	1.07	972	1,015	1,987	102.69

Second Quarter

Area	Elig. Pop. (Total Pop. X 2.7%)	FIC				CIC				CPAB			
		Male	Female	Total	%	Male	Female	Total	%	Male	Female	Total	%
PHILIPPINES	2,832,883	35,514	34,123	69,637	2.46	3,408	3,261	6,669	0.24	23,503	22,839	46,342	77.94
N C R	348,812	35,514	34,123	69,637	19.96	3,408	3,261	6,669	1.91	23,503	22,839	46,342	77.94
C A R	49,878	0	0	0	0.00	0	0	0	0.00	0	0	0	0.00
Abra	6,913			0	0.00			0	0.00			0	0.00
Apayao	3,541			0	0.00			0	0.00			0	0.00
Benguet	12,545			0	0.00			0	0.00			0	0.00
Ifugao	6,031			0	0.00			0	0.00			0	0.00
Kalinga	6,307			0	0.00			0	0.00			0	0.00
Mt. Province	4,832			0	0.00			0	0.00			0	0.00
Baguio City	9,710			0	0.00			0	0.00			0	0.00
Region 1	142,108	0	0	0	0.00	0	0	0	0.00	0	0	0	0.00
Ilocos Norte	13,081			0	0.00			0	0.00			0	0.00
Ilocos Sur	15,911			0	0.00			0	0.00			0	0.00
La Union	18,406			0	0.00			0	0.00			0	0.00
Pangasinan	68,378			0	0.00			0	0.00			0	0.00
Alaminos City	2,584			0	0.00			0	0.00			0	0.00
Candon City	1,677			0	0.00			0	0.00			0	0.00
Dagupan City	4,933			0	0.00			0	0.00			0	0.00
Laoag City	3,016			0	0.00			0	0.00			0	0.00
San Carlos City	5,431			0	0.00			0	0.00			0	0.00
San Fernando City	3,372			0	0.00			0	0.00			0	0.00

Second Quarter

Area	Elig. Pop. (Total Pop. X 2.7%)	FIC				CIC				CPAB			
		Male	Female	Total	%	Male	Female	Total	%	Male	Female	Total	%
PHILIPPINES	2,832,883	35,514	34,123	69,637	2.46	3,408	3,261	6,669	0.24	23,503	22,839	46,342	77.94
N C R	348,812	35,514	34,123	69,637	19.96	3,408	3,261	6,669	1.91	23,503	22,839	46,342	77.94
Urdaneta City	3,829			0	0.00			0	0.00			0	0.00
Vigan City	1,490			0	0.00			0	0.00			0	0.00
Region 2	97,082	0	0	0	0.00	0	0	0	0.00	0	0	0	0.00
Batanes	512			0	0.00			0	0.00			0	0.00
Cagayan	29,110			0	0.00			0	0.00			0	0.00
Isabela	33,229			0	0.00			0	0.00			0	0.00
Nueva Vizcaya	12,900			0	0.00			0	0.00			0	0.00
Quirino	5,550			0	0.00			0	0.00			0	0.00
Cauayan City	3,636			0	0.00			0	0.00			0	0.00
Ilagan City	4,087			0	0.00			0	0.00			0	0.00
Santiago City	3,785			0	0.00			0	0.00			0	0.00
Tuguegarao City	4,273			0	0.00			0	0.00			0	0.00
Region 3	308,533	0	0	0	0.00	0	0	0	0.00	0	0	0	0.00
Aurora	6,415			0	0.00			0	0.00			0	0.00
Bataan	18,124			0	0.00			0	0.00			0	0.00
Bulacan	63,017			0	0.00			0	0.00			0	0.00
Nueva Ecija	39,976			0	0.00			0	0.00			0	0.00
Pampanga	44,258			0	0.00			0	0.00			0	0.00
Tarlac	28,411			0	0.00			0	0.00			0	0.00
Zambales	16,415			0	0.00			0	0.00			0	0.00

Second Quarter

Area	Elig. Pop. (Total Pop. X 2.7%)	FIC				CIC				CPAB			
		Male	Female	Total	%	Male	Female	Total	%	Male	Female	Total	%
PHILIPPINES	2,832,883	35,514	34,123	69,637	2.46	3,408	3,261	6,669	0.24	23,503	22,839	46,342	77.94
N C R	348,812	35,514	34,123	69,637	19.96	3,408	3,261	6,669	1.91	23,503	22,839	46,342	77.94
Angeles City	11,104			0	0.00			0	0.00			0	0.00
Balanga City	2,620			0	0.00			0	0.00			0	0.00
Cabanatuan City	8,182			0	0.00			0	0.00			0	0.00
City of San Fernando	8,272			0	0.00			0	0.00			0	0.00
Gapan City	2,986			0	0.00			0	0.00			0	0.00
Mabalacat City	6,765			0	0.00			0	0.00			0	0.00
Malolos City	7,039			0	0.00			0	0.00			0	0.00
Meycauayan	5,838			0	0.00			0	0.00			0	0.00
Olongapo	6,474			0	0.00			0	0.00			0	0.00
Palayan City	1,111			0	0.00			0	0.00			0	0.00
San Jose City	3,783			0	0.00			0	0.00			0	0.00
San Jose del Monte City	16,030			0	0.00			0	0.00			0	0.00
Science City of Munoz	2,206			0	0.00			0	0.00			0	0.00
Tarlac City	9,507			0	0.00			0	0.00			0	0.00
Region 4A	395,803	0	0	0	0.00	0	0	0	0.00	0	0	0	0.00
Batangas	49,943			0	0.00			0	0.00			0	0.00
Cavite	37,001			0	0.00			0	0.00			0	0.00
Laguna	27,361			0	0.00			0	0.00			0	0.00
Quezon	49,968			0	0.00			0	0.00			0	0.00
Rizal	58,564			0	0.00			0	0.00			0	0.00
Antipolo City	21,571			0	0.00			0	0.00			0	0.00

Second Quarter

Area	Elig. Pop. (Total Pop. X 2.7%)	FIC				CIC				CPAB			
		Male	Female	Total	%	Male	Female	Total	%	Male	Female	Total	%
PHILIPPINES	2,832,883	35,514	34,123	69,637	2.46	3,408	3,261	6,669	0.24	23,503	22,839	46,342	77.94
N C R	348,812	35,514	34,123	69,637	19.96	3,408	3,261	6,669	1.91	23,503	22,839	46,342	77.94
Bacoor City	16,211			0	0.00			0	0.00			0	0.00
Batangas City	8,864			0	0.00			0	0.00			0	0.00
Biñan City	9,175			0	0.00			0	0.00			0	0.00
Cabuyao City	8,506			0	0.00			0	0.00			0	0.00
Calamba City	12,521			0	0.00			0	0.00			0	0.00
Cavite City	2,775			0	0.00			0	0.00			0	0.00
Dasmariñas City	17,787			0	0.00			0	0.00			0	0.00
General Trias City	8,483			0	0.00			0	0.00			0	0.00
Imus City	10,898			0	0.00			0	0.00			0	0.00
Lipa City	8,931			0	0.00			0	0.00			0	0.00
Lucena City	7,573			0	0.00			0	0.00			0	0.00
San Pablo City	7,330			0	0.00			0	0.00			0	0.00
San Pedro City	8,976			0	0.00			0	0.00			0	0.00
Santa Rosa City	9,746			0	0.00			0	0.00			0	0.00
Tagaytay City	1,921			0	0.00			0	0.00			0	0.00
Tanauan City	4,658			0	0.00			0	0.00			0	0.00
Tayabas City	2,838			0	0.00			0	0.00			0	0.00
Trece Martires City	4,203			0	0.00			0	0.00			0	0.00
Region 4B	86,845	0	0	0	0.00	0	0	0	0.00	0	0	0	0.00
Marinduque	7,009			0	0.00			0	0.00			0	0.00
Mindoro Occidental	14,415			0	0.00			0	0.00			0	0.00
Mindoro Oriental	24,781			0	0.00			0	0.00			0	0.00
Palawan	24,471			0	0.00			0	0.00			0	0.00

Second Quarter

Area	Elig. Pop. (Total Pop. X 2.7%)	FIC				CIC				CPAB			
		Male	Female	Total	%	Male	Female	Total	%	Male	Female	Total	%
PHILIPPINES	2,832,883	35,514	34,123	69,637	2.46	3,408	3,261	6,669	0.24	23,503	22,839	46,342	77.94
N C R	348,812	35,514	34,123	69,637	19.96	3,408	3,261	6,669	1.91	23,503	22,839	46,342	77.94
Romblon	8,820			0	0.00			0	0.00			0	0.00
Puerto Princesa City	7,349			0	0.00			0	0.00			0	0.00
Region 5	169,200	0	0	0	0.00	0	0	0	0.00	0	0	0	0.00
Albay	32,250			0	0.00			0	0.00			0	0.00
Camarines Norte	17,007			0	0.00			0	0.00			0	0.00
Camarines Sur	48,225			0	0.00			0	0.00			0	0.00
Catanduanes	7,750			0	0.00			0	0.00			0	0.00
Masbate	25,866			0	0.00			0	0.00			0	0.00
Sorsogon	23,407			0	0.00			0	0.00			0	0.00
Iriga City	3,277			0	0.00			0	0.00			0	0.00
Legaspi City	5,671			0	0.00			0	0.00			0	0.00
Naga City	5,747			0	0.00			0	0.00			0	0.00
Region 6	213,837	0	0	0	0.00	0	0	0	0.00	0	0	0	0.00
Aklan	16,209			0	0.00			0	0.00			0	0.00
Antique	17,086			0	0.00			0	0.00			0	0.00
Capiz	16,542			0	0.00			0	0.00			0	0.00
Guimaras	4,928			0	0.00			0	0.00			0	0.00
Iloilo	51,803			0	0.00			0	0.00			0	0.00
Negros Occidental	30,396			0	0.00			0	0.00			0	0.00

Second Quarter

Area	Elig. Pop. (Total Pop. X 2.7%)	FIC				CIC				CPAB			
		Male	Female	Total	%	Male	Female	Total	%	Male	Female	Total	%
PHILIPPINES	2,832,883	35,514	34,123	69,637	2.46	3,408	3,261	6,669	0.24	23,503	22,839	46,342	77.94
N C R	348,812	35,514	34,123	69,637	19.96	3,408	3,261	6,669	1.91	23,503	22,839	46,342	77.94
Bacolod City	16,139			0	0.00			0	0.00			0	0.00
Bago City	4,911			0	0.00			0	0.00			0	0.00
Cadiz City	4,444			0	0.00			0	0.00			0	0.00
Escalante City	2,702			0	0.00			0	0.00			0	0.00
Himamaylan City	3,070			0	0.00			0	0.00			0	0.00
Iloilo City	12,505			0	0.00			0	0.00			0	0.00
Kabankalan City	5,227			0	0.00			0	0.00			0	0.00
La Carlota City	1,852			0	0.00			0	0.00			0	0.00
Passi City	2,248			0	0.00			0	0.00			0	0.00
Roxas City	4,648			0	0.00			0	0.00			0	0.00
Sagay City	4,201			0	0.00			0	0.00			0	0.00
San Carlos City	3,807			0	0.00			0	0.00			0	0.00
Silay City	3,646			0	0.00			0	0.00			0	0.00
Sipalay City	2,013			0	0.00			0	0.00			0	0.00
Talisay City	2,936			0	0.00			0	0.00			0	0.00
Victorias City	2,526			0	0.00			0	0.00			0	0.00
Region 7	207,623	0	0	0	0.00	0	0	0	0.00	0	0	0	0.00
Bohol	35,732			0	0.00			0	0.00			0	0.00
Cebu	65,901			0	0.00			0	0.00			0	0.00
Negros Oriental	25,743			0	0.00			0	0.00			0	0.00
Siquijor	2,825			0	0.00			0	0.00			0	0.00

Second Quarter

Area	Elig. Pop. (Total Pop. X 2.7%)	FIC				CIC				CPAB			
		Male	Female	Total	%	Male	Female	Total	%	Male	Female	Total	%
PHILIPPINES	2,832,883	35,514	34,123	69,637	2.46	3,408	3,261	6,669	0.24	23,503	22,839	46,342	77.94
N C R	348,812	35,514	34,123	69,637	19.96	3,408	3,261	6,669	1.91	23,503	22,839	46,342	77.94
Bais City	2,196			0	0.00			0	0.00			0	0.00
Bayawan City	3,393			0	0.00			0	0.00			0	0.00
Canlaon City	1,569			0	0.00			0	0.00			0	0.00
Cebu City	25,286			0	0.00			0	0.00			0	0.00
Danao City	3,740			0	0.00			0	0.00			0	0.00
Dumaguete City	3,781			0	0.00			0	0.00			0	0.00
Lapu-Lapu City	11,185			0	0.00			0	0.00			0	0.00
Mandaue City	9,939			0	0.00			0	0.00			0	0.00
Tagbilaran City	3,106			0	0.00			0	0.00			0	0.00
Talisay City	6,239			0	0.00			0	0.00			0	0.00
Tanjay City	2,318			0	0.00			0	0.00			0	0.00
Toledo City	4,668			0	0.00			0	0.00			0	0.00
Region 8	127,032	0	0	0	0.00	0	0	0	0.00	0	0	0	0.00
Biliran	5,180			0	0.00			0	0.00			0	0.00
Eastern Samar	13,363			0	0.00			0	0.00			0	0.00
Northern Leyte	42,082			0	0.00			0	0.00			0	0.00
Northern Samar	18,603			0	0.00			0	0.00			0	0.00
Southern Leyte	9,766			0	0.00			0	0.00			0	0.00
Western Samar	17,436			0	0.00			0	0.00			0	0.00
Calbayog City	5,373			0	0.00			0	0.00			0	0.00
Maasin City	2,486			0	0.00			0	0.00			0	0.00
Ormoc City	5,994			0	0.00			0	0.00			0	0.00

Second Quarter

Area	Elig. Pop. (Total Pop. X 2.7%)	FIC				CIC				CPAB			
		Male	Female	Total	%	Male	Female	Total	%	Male	Female	Total	%
PHILIPPINES	2,832,883	35,514	34,123	69,637	2.46	3,408	3,261	6,669	0.24	23,503	22,839	46,342	77.94
N C R	348,812	35,514	34,123	69,637	19.96	3,408	3,261	6,669	1.91	23,503	22,839	46,342	77.94
Tacloban City	6,748			0	0.00			0	0.00			0	0.00
Region 9	105,196	0	0	0	0.00	0	0	0	0.00	0	0	0	0.00
Zamboanga del Norte	23,031			0	0.00			0	0.00			0	0.00
Zamboanga del Sur	23,637			0	0.00			0	0.00			0	0.00
Zamboanga Sibugay	18,421			0	0.00			0	0.00			0	0.00
Dapitan City	2,378			0	0.00			0	0.00			0	0.00
Dipolog City	3,773			0	0.00			0	0.00			0	0.00
Isabela City	3,059			0	0.00			0	0.00			0	0.00
Pagadian City	5,797			0	0.00			0	0.00			0	0.00
Zamboanga City	25,099			0	0.00			0	0.00			0	0.00
Region 10	131,148	0	0	0	0.00	0	0	0	0.00	0	0	0	0.00
Bukidnon	29,003			0	0.00			0	0.00			0	0.00
Camiguin	2,576			0	0.00			0	0.00			0	0.00
Lanao del Norte	19,169			0	0.00			0	0.00			0	0.00
Misamis Occidental	9,349			0	0.00			0	0.00			0	0.00
Misamis Oriental	19,740			0	0.00			0	0.00			0	0.00
Cagayan de Oro City	18,697			0	0.00			0	0.00			0	0.00
El Salvador City	1,389			0	0.00			0	0.00			0	0.00
Gingoog City	3,448			0	0.00			0	0.00			0	0.00

Second Quarter

Area	Elig. Pop. (Total Pop. X 2.7%)	FIC				CIC				CPAB			
		Male	Female	Total	%	Male	Female	Total	%	Male	Female	Total	%
PHILIPPINES	2,832,883	35,514	34,123	69,637	2.46	3,408	3,261	6,669	0.24	23,503	22,839	46,342	77.94
N C R	348,812	35,514	34,123	69,637	19.96	3,408	3,261	6,669	1.91	23,503	22,839	46,342	77.94
Iligan City	9,710			0	0.00			0	0.00			0	0.00
Malaybalay City	4,835			0	0.00			0	0.00			0	0.00
Oroquieta City	2,026			0	0.00			0	0.00			0	0.00
Ozamis City	4,061			0	0.00			0	0.00			0	0.00
Tangub City	1,804			0	0.00			0	0.00			0	0.00
Valencia City	5,343			0	0.00			0	0.00			0	0.00
Region 11	139,135	0	0	0	0.00	0	0	0	0.00	0	0	0	0.00
Compostela Valley	21,386			0	0.00			0	0.00			0	0.00
Davao del Norte	29,194			0	0.00			0	0.00			0	0.00
Davao del Sur	17,739			0	0.00			0	0.00			0	0.00
Davao Oriental	8,871			0	0.00			0	0.00			0	0.00
Davao Occidental	16,151			0	0.00			0	0.00			0	0.00
Davao City	45,794			0	0.00			0	0.00			0	0.00
Region 12	129,066	0	0	0	0.00	0	0	0	0.00	0	0	0	0.00
North Cotabato	38,710			0	0.00			0	0.00			0	0.00
Sarangani	15,624			0	0.00			0	0.00			0	0.00
South Cotabato	25,845			0	0.00			0	0.00			0	0.00
Sultan Kudarat	23,457			0	0.00			0	0.00			0	0.00
Cotabato City	8,645			0	0.00			0	0.00			0	0.00

Second Quarter

Area	Elig. Pop. (Total Pop. X 2.7%)	FIC				CIC				CPAB			
		Male	Female	Total	%	Male	Female	Total	%	Male	Female	Total	%
PHILIPPINES	2,832,883	35,514	34,123	69,637	2.46	3,408	3,261	6,669	0.24	23,503	22,839	46,342	77.94
N C R	348,812	35,514	34,123	69,637	19.96	3,408	3,261	6,669	1.91	23,503	22,839	46,342	77.94
Gen. Santos City	16,785			0	0.00			0	0.00			0	0.00
A.R.M.M.	105,215	0	0	0	0.00	0	0	0	0.00	0	0	0	0.00
Basilan	7,530			0	0.00			0	0.00			0	0.00
Lanao del Sur	24,507			0	0.00			0	0.00			0	0.00
Maguindanao	30,325			0	0.00			0	0.00			0	0.00
Sulu	23,100			0	0.00			0	0.00			0	0.00
Tawi-Tawi	11,821			0	0.00			0	0.00			0	0.00
Lamitan City	2,072			0	0.00			0	0.00			0	0.00
Marawi City	5,862			0	0.00			0	0.00			0	0.00
CARAGA	76,372	0	0	0	0.00	0	0	0	0.00	0	0	0	0.00
Agusan del Norte	10,339			0	0.00			0	0.00			0	0.00
Agusan del Sur	21,166			0	0.00			0	0.00			0	0.00
Surigao del Norte	9,321			0	0.00			0	0.00			0	0.00
Surigao del Sur	14,612			0	0.00			0	0.00			0	0.00
Province of Dinagat	3,987			0	0.00			0	0.00			0	0.00
Bislig City	2,775			0	0.00			0	0.00			0	0.00
Butuan City	9,831			0	0.00			0	0.00			0	0.00
Surigao City	4,341			0	0.00			0	0.00			0	0.00

Legend:

Second Quarter

Area	Elig. Pop. (Total Pop. X 2.7%)	FIC				CIC				CPAB			
		Male	Female	Total	%	Male	Female	Total	%	Male	Female	Total	%
PHILIPPINES	2,832,883	35,514	34,123	69,637	2.46	3,408	3,261	6,669	0.24	23,503	22,839	46,342	77.94
N C R	348,812	35,514	34,123	69,637	19.96	3,408	3,261	6,669	1.91	23,503	22,839	46,342	77.94

0 = No Case

* = No Report

Second Quarter

PAB		Live-births
Total	%	
46,342	77.94	59,462
46,342	77.94	59,462
1,054	78.42	1,344
993	81.13	1,224
1,579	102.47	1,541
5,469	113.58	4,815
1,443	67.91	2,125
1,765	45.86	3,849
190	91.35	208
2,015	90.00	2,239
20,013	125.59	15,935
922	50.41	1,829
806	69.97	1,152
286	84.12	340
3,204	22.53	14,221
1,769	125.82	1,406
1,392	64.68	2,152
1,455	46.23	3,147
1,987	102.69	1,935

Second Quarter

PAB		Live-births
Total	%	
46,342	77.94	59,462
46,342	77.94	59,462
0	0.00	
0	0.00	
0	0.00	0
0	0.00	
0	0.00	
0	0.00	
0	0.00	
0	0.00	
0	0.00	
0	0.00	
0	0.00	
0	0.00	
0	0.00	0
0	0.00	
0	0.00	
0	0.00	
0	0.00	
0	0.00	

Second Quarter

PAB		Live-births
Total	%	
46,342	77.94	59,462
46,342	77.94	59,462
0	0.00	
0	0.00	
0	0.00	
0	0.00	
0	0.00	
0	0.00	
0	0.00	0
0	0.00	
0	0.00	
0	0.00	
0	0.00	
0	0.00	
0	0.00	0
0	0.00	
0	0.00	
0	0.00	
0	0.00	

Second Quarter

PAB		Live-births
Total	%	
46,342	77.94	59,462
46,342	77.94	59,462

CHILD CARE

2017 - Quarterly Report

Fully Immunized Child, Completely Immunized Child and Child Protected at Birth

Third Quarter

Area	Elig. Pop. (Total Pop. X 2.7%)	FIC				CIC				CPAB			
		Male	Female	Total	%	Male	Female	Total	%	Male	Female	Total	%
PHILIPPINES	2,832,883	35,325	33,558	68,883	2.43	3,667	3,370	7,037	0.25	24,374	23,318	47,692	77.03
N C R	348,812	35,325	33,558	68,883	19.75	3,667	3,370	7,037	2.02	24,374	23,318	47,692	77.03
Malabon	9,901	922	810	1,732	17.49	676	672	1,348	13.61	585	525	1,110	84.54
Navotas	6,757	791	751	1,542	22.82	116	110	226	3.34	605	619	1,224	82.37
Valenzuela City	16,806	1,622	1,568	3,190	18.98	371	352	723	4.30	1,198	971	2,169	122.47
Caloocan City	42,906	4,011	3,852	7,863	18.33	502	412	914	2.13	2,944	2,824	5,768	119.79
Marikina City	12,209	970	876	1,846	15.12	60	44	104	0.85	766	723	1,489	65.22
Pasig City	20,459	2,263	2,182	4,445	21.73	122	126	248	1.21	1,217	1,086	2,303	59.83
Pateros	1,729	138	133	271	15.67	1	0	1	0.06	126	123	249	93.61
Taguig	21,803	2,108	2,012	4,120	18.90	831	740	1,571	7.21	946	947	1,893	84.55
Quezon City	79,532	10,946	10,643	21,589	27.15	169	163	332	0.42	10,057	9,790	19,847	122.30
Makati City	15,781	1,101	991	2,092	13.26	39	29	68	0.43	580	541	1,121	56.42
Mandaluyong City	10,463	1,197	1,174	2,371	22.66	14	4	18	0.17	385	337	722	27.66
San Juan	3,310	498	451	949	28.67	0	0	0	0.00	158	179	337	239.01
Manila City	48,220	3,448	3,121	6,569	13.62	482	453	935	1.94	1,683	1,594	3,277	23.04
Las Piñas City	15,952	1,417	1,319	2,736	17.15	170	155	325	2.04	1,001	980	1,981	127.48
Muntinlupa City	13,666	1,099	1,038	2,137	15.64	66	75	141	1.03	642	647	1,289	62.27
Parañaque City	18,035	1,970	1,860	3,830	21.24	23	14	37	0.21	836	829	1,665	52.91

Third Quarter

Area	Elig. Pop. (Total Pop. X 2.7%)	FIC				CIC				CPAB			
		Male	Female	Total	%	Male	Female	Total	%	Male	Female	Total	%
PHILIPPINES	2,832,883	35,325	33,558	68,883	2.43	3,667	3,370	7,037	0.25	24,374	23,318	47,692	77.03
N C R	348,812	35,325	33,558	68,883	19.75	3,667	3,370	7,037	2.02	24,374	23,318	47,692	77.03
Pasay City	11,283	824	777	1,601	14.19	25	21	46	0.41	645	603	1,248	64.50
C A R	49,878	0	0	0	0.00	0	0	0	0.00	0	0	0	0.00
Abra	6,913			0	0.00			0	0.00			0	0.00
Apayao	3,541			0	0.00			0	0.00			0	0.00
Benguet	12,545			0	0.00			0	0.00			0	0.00
Ifugao	6,031			0	0.00			0	0.00			0	0.00
Kalinga	6,307			0	0.00			0	0.00			0	0.00
Mt. Province	4,832			0	0.00			0	0.00			0	0.00
Baguio City	9,710			0	0.00			0	0.00			0	0.00
Region 1	142,108	0	0	0	0.00	0	0	0	0.00	0	0	0	0.00
Ilocos Norte	13,081			0	0.00			0	0.00			0	0.00
Ilocos Sur	15,911			0	0.00			0	0.00			0	0.00
La Union	18,406			0	0.00			0	0.00			0	0.00
Pangasinan	68,378			0	0.00			0	0.00			0	0.00
Alaminos City	2,584			0	0.00			0	0.00			0	0.00
Candon City	1,677			0	0.00			0	0.00			0	0.00
Dagupan City	4,933			0	0.00			0	0.00			0	0.00
Laoag City	3,016			0	0.00			0	0.00			0	0.00
San Carlos City	5,431			0	0.00			0	0.00			0	0.00

Third Quarter

Area	Elig. Pop. (Total Pop. X 2.7%)	FIC				CIC				CPAB			
		Male	Female	Total	%	Male	Female	Total	%	Male	Female	Total	%
PHILIPPINES	2,832,883	35,325	33,558	68,883	2.43	3,667	3,370	7,037	0.25	24,374	23,318	47,692	77.03
N C R	348,812	35,325	33,558	68,883	19.75	3,667	3,370	7,037	2.02	24,374	23,318	47,692	77.03
San Fernando City	3,372			0	0.00			0	0.00			0	0.00
Urdaneta City	3,829			0	0.00			0	0.00			0	0.00
Vigan City	1,490			0	0.00			0	0.00			0	0.00
Region 2	97,082	0	0	0	0.00	0	0	0	0.00	0	0	0	0.00
Batanes	512			0	0.00			0	0.00			0	0.00
Cagayan	29,110			0	0.00			0	0.00			0	0.00
Isabela	33,229			0	0.00			0	0.00			0	0.00
Nueva Vizcaya	12,900			0	0.00			0	0.00			0	0.00
Quirino	5,550			0	0.00			0	0.00			0	0.00
Cauayan City	3,636			0	0.00			0	0.00			0	0.00
Ilagan City	4,087			0	0.00			0	0.00			0	0.00
Santiago City	3,785			0	0.00			0	0.00			0	0.00
Tuguegarao City	4,273			0	0.00			0	0.00			0	0.00
Region 3	308,533	0	0	0	0.00	0	0	0	0.00	0	0	0	0.00
Aurora	6,415			0	0.00			0	0.00			0	0.00
Bataan	18,124			0	0.00			0	0.00			0	0.00
Bulacan	63,017			0	0.00			0	0.00			0	0.00
Nueva Ecija	39,976			0	0.00			0	0.00			0	0.00
Pampanga	44,258			0	0.00			0	0.00			0	0.00
Tarlac	28,411			0	0.00			0	0.00			0	0.00

Third Quarter

Area	Elig. Pop. (Total Pop. X 2.7%)	FIC				CIC				CPAB			
		Male	Female	Total	%	Male	Female	Total	%	Male	Female	Total	%
PHILIPPINES	2,832,883	35,325	33,558	68,883	2.43	3,667	3,370	7,037	0.25	24,374	23,318	47,692	77.03
N C R	348,812	35,325	33,558	68,883	19.75	3,667	3,370	7,037	2.02	24,374	23,318	47,692	77.03
Zambales	16,415			0	0.00			0	0.00			0	0.00
Angeles City	11,104			0	0.00			0	0.00			0	0.00
Balanga City	2,620			0	0.00			0	0.00			0	0.00
Cabanatuan City	8,182			0	0.00			0	0.00			0	0.00
City of San Fernando	8,272			0	0.00			0	0.00			0	0.00
Gapan City	2,986			0	0.00			0	0.00			0	0.00
Mabalacat City	6,765			0	0.00			0	0.00			0	0.00
Malolos City	7,039			0	0.00			0	0.00			0	0.00
Meycauayan	5,838			0	0.00			0	0.00			0	0.00
Olongapo	6,474			0	0.00			0	0.00			0	0.00
Palayan City	1,111			0	0.00			0	0.00			0	0.00
San Jose City	3,783			0	0.00			0	0.00			0	0.00
San Jose del Monte C	16,030			0	0.00			0	0.00			0	0.00
Science City of Munoz	2,206			0	0.00			0	0.00			0	0.00
Tarlac City	9,507			0	0.00			0	0.00			0	0.00
Region 4A	395,803	0	0	0	0.00	0	0	0	0.00	0	0	0	0.00
Batangas	49,943			0	0.00			0	0.00			0	0.00
Cavite	37,001			0	0.00			0	0.00			0	0.00
Laguna	27,361			0	0.00			0	0.00			0	0.00
Quezon	49,968			0	0.00			0	0.00			0	0.00
Rizal	58,564			0	0.00			0	0.00			0	0.00

Third Quarter

Area	Elig. Pop. (Total Pop. X 2.7%)	FIC				CIC				CPAB			
		Male	Female	Total	%	Male	Female	Total	%	Male	Female	Total	%
PHILIPPINES	2,832,883	35,325	33,558	68,883	2.43	3,667	3,370	7,037	0.25	24,374	23,318	47,692	77.03
N C R	348,812	35,325	33,558	68,883	19.75	3,667	3,370	7,037	2.02	24,374	23,318	47,692	77.03
Antipolo City	21,571			0	0.00			0	0.00			0	0.00
Bacoor City	16,211			0	0.00			0	0.00			0	0.00
Batangas City	8,864			0	0.00			0	0.00			0	0.00
Biñan City	9,175			0	0.00			0	0.00			0	0.00
Cabuyao City	8,506			0	0.00			0	0.00			0	0.00
Calamba City	12,521			0	0.00			0	0.00			0	0.00
Cavite City	2,775			0	0.00			0	0.00			0	0.00
Dasmariñas City	17,787			0	0.00			0	0.00			0	0.00
General Trias City	8,483			0	0.00			0	0.00			0	0.00
Imus City	10,898			0	0.00			0	0.00			0	0.00
Lipa City	8,931			0	0.00			0	0.00			0	0.00
Lucena City	7,573			0	0.00			0	0.00			0	0.00
San Pablo City	7,330			0	0.00			0	0.00			0	0.00
San Pedro City	8,976			0	0.00			0	0.00			0	0.00
Santa Rosa City	9,746			0	0.00			0	0.00			0	0.00
Tagaytay City	1,921			0	0.00			0	0.00			0	0.00
Tanauan City	4,658			0	0.00			0	0.00			0	0.00
Tayabas City	2,838			0	0.00			0	0.00			0	0.00
Trece Martires City	4,203			0	0.00			0	0.00			0	0.00
Region 4B	86,845	0	0	0	0.00	0	0	0	0.00	0	0	0	0.00
Marinduque	7,009			0	0.00			0	0.00			0	0.00
Mindoro Occidental	14,415			0	0.00			0	0.00			0	0.00
Mindoro Oriental	24,781			0	0.00			0	0.00			0	0.00

Third Quarter

Area	Elig. Pop. (Total Pop. X 2.7%)	FIC				CIC				CPAB			
		Male	Female	Total	%	Male	Female	Total	%	Male	Female	Total	%
PHILIPPINES	2,832,883	35,325	33,558	68,883	2.43	3,667	3,370	7,037	0.25	24,374	23,318	47,692	77.03
N C R	348,812	35,325	33,558	68,883	19.75	3,667	3,370	7,037	2.02	24,374	23,318	47,692	77.03
Palawan	24,471			0	0.00			0	0.00			0	0.00
Romblon	8,820			0	0.00			0	0.00			0	0.00
Puerto Princesa City	7,349			0	0.00			0	0.00			0	0.00
Region 5	169,200	0	0	0	0.00	0	0	0	0.00	0	0	0	0.00
Albay	32,250			0	0.00			0	0.00			0	0.00
Camarines Norte	17,007			0	0.00			0	0.00			0	0.00
Camarines Sur	48,225			0	0.00			0	0.00			0	0.00
Catanduanes	7,750			0	0.00			0	0.00			0	0.00
Masbate	25,866			0	0.00			0	0.00			0	0.00
Sorsogon	23,407			0	0.00			0	0.00			0	0.00
Iriga City	3,277			0	0.00			0	0.00			0	0.00
Legaspi City	5,671			0	0.00			0	0.00			0	0.00
Naga City	5,747			0	0.00			0	0.00			0	0.00
Region 6	213,837	0	0	0	0.00	0	0	0	0.00	0	0	0	0.00
Aklan	16,209			0	0.00			0	0.00			0	0.00
Antique	17,086			0	0.00			0	0.00			0	0.00
Capiz	16,542			0	0.00			0	0.00			0	0.00
Guimaras	4,928			0	0.00			0	0.00			0	0.00
Iloilo	51,803			0	0.00			0	0.00			0	0.00

Third Quarter

Area	Elig. Pop. (Total Pop. X 2.7%)	FIC				CIC				CPAB			
		Male	Female	Total	%	Male	Female	Total	%	Male	Female	Total	%
PHILIPPINES	2,832,883	35,325	33,558	68,883	2.43	3,667	3,370	7,037	0.25	24,374	23,318	47,692	77.03
N C R	348,812	35,325	33,558	68,883	19.75	3,667	3,370	7,037	2.02	24,374	23,318	47,692	77.03
Negros Occidental	30,396			0	0.00			0	0.00			0	0.00
Bacolod City	16,139			0	0.00			0	0.00			0	0.00
Bago City	4,911			0	0.00			0	0.00			0	0.00
Cadiz City	4,444			0	0.00			0	0.00			0	0.00
Escalante City	2,702			0	0.00			0	0.00			0	0.00
Himamaylan City	3,070			0	0.00			0	0.00			0	0.00
Iloilo City	12,505			0	0.00			0	0.00			0	0.00
Kabankalan City	5,227			0	0.00			0	0.00			0	0.00
La Carlota City	1,852			0	0.00			0	0.00			0	0.00
Passi City	2,248			0	0.00			0	0.00			0	0.00
Roxas City	4,648			0	0.00			0	0.00			0	0.00
Sagay City	4,201			0	0.00			0	0.00			0	0.00
San Carlos City	3,807			0	0.00			0	0.00			0	0.00
Silay City	3,646			0	0.00			0	0.00			0	0.00
Sipalay City	2,013			0	0.00			0	0.00			0	0.00
Talisay City	2,936			0	0.00			0	0.00			0	0.00
Victorias City	2,526			0	0.00			0	0.00			0	0.00
Region 7	207,623	0	0	0	0.00	0	0	0	0.00	0	0	0	0.00
Bohol	35,732			0	0.00			0	0.00			0	0.00
Cebu	65,901			0	0.00			0	0.00			0	0.00
Negros Oriental	25,743			0	0.00			0	0.00			0	0.00
Siquijor	2,825			0	0.00			0	0.00			0	0.00

Third Quarter

Area	Elig. Pop. (Total Pop. X 2.7%)	FIC				CIC				CPAB			
		Male	Female	Total	%	Male	Female	Total	%	Male	Female	Total	%
PHILIPPINES	2,832,883	35,325	33,558	68,883	2.43	3,667	3,370	7,037	0.25	24,374	23,318	47,692	77.03
N C R	348,812	35,325	33,558	68,883	19.75	3,667	3,370	7,037	2.02	24,374	23,318	47,692	77.03
Bais City	2,196			0	0.00			0	0.00			0	0.00
Bayawan City	3,393			0	0.00			0	0.00			0	0.00
Canlaon City	1,569			0	0.00			0	0.00			0	0.00
Cebu City	25,286			0	0.00			0	0.00			0	0.00
Danao City	3,740			0	0.00			0	0.00			0	0.00
Dumaguete City	3,781			0	0.00			0	0.00			0	0.00
Lapu-Lapu City	11,185			0	0.00			0	0.00			0	0.00
Mandaue City	9,939			0	0.00			0	0.00			0	0.00
Tagbilaran City	3,106			0	0.00			0	0.00			0	0.00
Talisay City	6,239			0	0.00			0	0.00			0	0.00
Tanjay City	2,318			0	0.00			0	0.00			0	0.00
Toledo City	4,668			0	0.00			0	0.00			0	0.00
Region 8	127,032	0	0	0	0.00	0	0	0	0.00	0	0	0	0.00
Biliran	5,180			0	0.00			0	0.00			0	0.00
Eastern Samar	13,363			0	0.00			0	0.00			0	0.00
Northern Leyte	42,082			0	0.00			0	0.00			0	0.00
Northern Samar	18,603			0	0.00			0	0.00			0	0.00
Southern Leyte	9,766			0	0.00			0	0.00			0	0.00
Western Samar	17,436			0	0.00			0	0.00			0	0.00
Calbayog City	5,373			0	0.00			0	0.00			0	0.00
Maasin City	2,486			0	0.00			0	0.00			0	0.00

Third Quarter

Area	Elig. Pop. (Total Pop. X 2.7%)	FIC				CIC				CPAB			
		Male	Female	Total	%	Male	Female	Total	%	Male	Female	Total	%
PHILIPPINES	2,832,883	35,325	33,558	68,883	2.43	3,667	3,370	7,037	0.25	24,374	23,318	47,692	77.03
N C R	348,812	35,325	33,558	68,883	19.75	3,667	3,370	7,037	2.02	24,374	23,318	47,692	77.03
Ormoc City	5,994			0	0.00			0	0.00			0	0.00
Tacloban City	6,748			0	0.00			0	0.00			0	0.00
Region 9	105,196	0	0	0	0.00	0	0	0	0.00	0	0	0	0.00
Zamboanga del Norte	23,031			0	0.00			0	0.00			0	0.00
Zamboanga del Sur	23,637			0	0.00			0	0.00			0	0.00
Zamboanga Sibugay	18,421			0	0.00			0	0.00			0	0.00
Dapitan City	2,378			0	0.00			0	0.00			0	0.00
Dipolog City	3,773			0	0.00			0	0.00			0	0.00
Isabela City	3,059			0	0.00			0	0.00			0	0.00
Pagadian City	5,797			0	0.00			0	0.00			0	0.00
Zamboanga City	25,099			0	0.00			0	0.00			0	0.00
Region 10	131,148	0	0	0	0.00	0	0	0	0.00	0	0	0	0.00
Bukidnon	29,003			0	0.00			0	0.00			0	0.00
Camiguin	2,576			0	0.00			0	0.00			0	0.00
Lanao del Norte	19,169			0	0.00			0	0.00			0	0.00
Misamis Occidental	9,349			0	0.00			0	0.00			0	0.00
Misamis Oriental	19,740			0	0.00			0	0.00			0	0.00
Cagayan de Oro City	18,697			0	0.00			0	0.00			0	0.00
El Salvador City	1,389			0	0.00			0	0.00			0	0.00

Third Quarter

Area	Elig. Pop. (Total Pop. X 2.7%)	FIC				CIC				CPAB			
		Male	Female	Total	%	Male	Female	Total	%	Male	Female	Total	%
PHILIPPINES	2,832,883	35,325	33,558	68,883	2.43	3,667	3,370	7,037	0.25	24,374	23,318	47,692	77.03
N C R	348,812	35,325	33,558	68,883	19.75	3,667	3,370	7,037	2.02	24,374	23,318	47,692	77.03
Gingoog City	3,448			0	0.00			0	0.00			0	0.00
Iligan City	9,710			0	0.00			0	0.00			0	0.00
Malaybalay City	4,835			0	0.00			0	0.00			0	0.00
Oroquieta City	2,026			0	0.00			0	0.00			0	0.00
Ozamis City	4,061			0	0.00			0	0.00			0	0.00
Tangub City	1,804			0	0.00			0	0.00			0	0.00
Valencia City	5,343			0	0.00			0	0.00			0	0.00
Region 11	139,135	0	0	0	0.00	0	0	0	0.00	0	0	0	0.00
Compostela Valley	21,386			0	0.00			0	0.00			0	0.00
Davao del Norte	29,194			0	0.00			0	0.00			0	0.00
Davao del Sur	17,739			0	0.00			0	0.00			0	0.00
Davao Oriental	8,871			0	0.00			0	0.00			0	0.00
Davao Occidental	16,151			0	0.00			0	0.00			0	0.00
Davao City	45,794			0	0.00			0	0.00			0	0.00
Region 12	129,066	0	0	0	0.00	0	0	0	0.00	0	0	0	0.00
North Cotabato	38,710			0	0.00			0	0.00			0	0.00
Sarangani	15,624			0	0.00			0	0.00			0	0.00
South Cotabato	25,845			0	0.00			0	0.00			0	0.00
Sultan Kudarat	23,457			0	0.00			0	0.00			0	0.00

Third Quarter

Area	Elig. Pop. (Total Pop. X 2.7%)	FIC				CIC				CPAB			
		Male	Female	Total	%	Male	Female	Total	%	Male	Female	Total	%
PHILIPPINES	2,832,883	35,325	33,558	68,883	2.43	3,667	3,370	7,037	0.25	24,374	23,318	47,692	77.03
N C R	348,812	35,325	33,558	68,883	19.75	3,667	3,370	7,037	2.02	24,374	23,318	47,692	77.03
Cotabato City	8,645			0	0.00			0	0.00			0	0.00
Gen. Santos City	16,785			0	0.00			0	0.00			0	0.00
A.R.M.M.	105,215	0	0	0	0.00	0	0	0	0.00	0	0	0	0.00
Basilan	7,530			0	0.00			0	0.00			0	0.00
Lanao del Sur	24,507			0	0.00			0	0.00			0	0.00
Maguindanao	30,325			0	0.00			0	0.00			0	0.00
Sulu	23,100			0	0.00			0	0.00			0	0.00
Tawi-Tawi	11,821			0	0.00			0	0.00			0	0.00
Lamitan City	2,072			0	0.00			0	0.00			0	0.00
Marawi City	5,862			0	0.00			0	0.00			0	0.00
CARAGA	76,372	0	0	0	0.00	0	0	0	0.00	0	0	0	0.00
Agusan del Norte	10,339			0	0.00			0	0.00			0	0.00
Agusan del Sur	21,166			0	0.00			0	0.00			0	0.00
Surigao del Norte	9,321			0	0.00			0	0.00			0	0.00
Surigao del Sur	14,612			0	0.00			0	0.00			0	0.00
Province of Dinagat	3,987			0	0.00			0	0.00			0	0.00
Bislig City	2,775			0	0.00			0	0.00			0	0.00
Butuan City	9,831			0	0.00			0	0.00			0	0.00
Surigao City	4,341			0	0.00			0	0.00			0	0.00

Third Quarter

Area	Elig. Pop. (Total Pop. X 2.7%)	FIC				CIC				CPAB			
		Male	Female	Total	%	Male	Female	Total	%	Male	Female	Total	%
PHILIPPINES	2,832,883	35,325	33,558	68,883	2.43	3,667	3,370	7,037	0.25	24,374	23,318	47,692	77.03
N C R	348,812	35,325	33,558	68,883	19.75	3,667	3,370	7,037	2.02	24,374	23,318	47,692	77.03

Legend:

0 = No Case

* = No Report

Third Quarter

PAB		Live-births
Total	%	
47,692	77.03	61,915
47,692	77.03	61,915
1,110	84.54	1,313
1,224	82.37	1,486
2,169	122.47	1,771
5,768	119.79	4,815
1,489	65.22	2,283
2,303	59.83	3,849
249	93.61	266
1,893	84.55	2,239
19,847	122.30	16,228
1,121	56.42	1,987
722	27.66	2,610
337	239.01	141
3,277	23.04	14,221
1,981	127.48	1,554
1,289	62.27	2,070
1,665	52.91	3,147

*FIC corrected 4/20/18

Third Quarter

PAB		Live-births
Total	%	
47,692	77.03	61,915
47,692	77.03	61,915
0	0.00	
0	0.00	
0	0.00	
0	0.00	0
0	0.00	
0	0.00	
0	0.00	
0	0.00	
0	0.00	
0	0.00	
0	0.00	
0	0.00	
0	0.00	
0	0.00	0
0	0.00	
0	0.00	
0	0.00	
0	0.00	

Third Quarter

PAB		Live-births
Total	%	
47,692	77.03	61,915
47,692	77.03	61,915

CHILD CARE

2017 - Quarterly Report

Fully Immunized Child, Completely Immunized Child and Child Protected at Birth

Fourth Quarter

Area	Elig. Pop. (Total Pop. X 2.7%)	FIC				CIC				CPAB		
		Male	Female	Total	%	Male	Female	Total	%	Male	Female	Total
PHILIPPINES	2,832,883	35,034	33,867	68,901	2.43	3,322	2,940	6,262	0.22	24,685	24,432	49,117
N C R	348,812	35,034	33,867	68,901	19.75	3,322	2,940	6,262	1.80	24,685	24,432	49,117
Malabon	9,901	716	728	1,444	14.58	689	578	1,267	12.80	615	586	1,201
Navotas	6,757	1,054	1,030	2,084	30.84	59	58	117	1.73	569	642	1,211
Valenzuela City	16,806	2,376	1,984	4,360	25.94	254	245	499	2.97	927	991	1,918
Caloocan City	42,906	2,988	2,961	5,949	13.87	465	385	850	1.98	3,044	2,976	6,020
Marikina City	12,209	676	574	1,250	10.24	16	14	30	0.25	731	664	1,395
Pasig City	20,459	2,178	2,073	4,251	20.78	144	150	294	1.44	1,371	1,098	2,469
Pateros	1,729	117	114	231	13.36	0	1	1	0.06	118	119	237
Taguig	21,803	3,145	3,066	6,211	28.49	381	342	723	3.32	1,122	1,209	2,331
Quezon City	79,532	10,264	10,396	20,660	25.98	263	271	534	0.67	9,602	9,944	19,546
Makati City	15,781	972	957	1,929	12.22	34	15	49	0.31	635	626	1,261
Mandaluyong City	10,463	1,418	1,345	2,763	26.41	22	11	33	0.32	432	404	836
San Juan	3,310	559	498	1,057	31.94	0	0	0	0.00	199	208	407
Manila City	48,220	2,766	2,557	5,323	11.04	500	415	915	1.90	1,650	1,631	3,281
Las Piñas City	15,952	1,088	1,075	2,163	13.56	205	199	404	2.53	1,041	1,007	2,048
Muntinlupa City	13,666	2,311	2,336	4,647	34.00	241	210	451	3.30	783	755	1,538
Parañaque City	18,035	1,555	1,413	2,968	16.46	32	23	55	0.30	955	766	1,721

Fourth Quarter

Area	Elig. Pop. (Total Pop. X 2.7%)	FIC				CIC				CPAB		
		Male	Female	Total	%	Male	Female	Total	%	Male	Female	Total
PHILIPPINES	2,832,883	35,034	33,867	68,901	2.43	3,322	2,940	6,262	0.22	24,685	24,432	49,117
N C R	348,812	35,034	33,867	68,901	19.75	3,322	2,940	6,262	1.80	24,685	24,432	49,117
Pasay City	11,283	851	760	1,611	14.28	17	23	40	0.35	891	806	1,697
C A R	49,878	0	0	0	0.00	0	0	0	0.00	0	0	0
Abra	6,913			0	0.00			0	0.00			0
Apayao	3,541			0	0.00			0	0.00			0
Benguet	12,545			0	0.00			0	0.00			0
Ifugao	6,031			0	0.00			0	0.00			0
Kalinga	6,307			0	0.00			0	0.00			0
Mt. Province	4,832			0	0.00			0	0.00			0
Baguio City	9,710			0	0.00			0	0.00			0
Region 1	142,108	0	0	0	0.00	0	0	0	0.00	0	0	0
Ilocos Norte	13,081			0	0.00			0	0.00			0
Ilocos Sur	15,911			0	0.00			0	0.00			0
La Union	18,406			0	0.00			0	0.00			0
Pangasinan	68,378			0	0.00			0	0.00			0
Alaminos City	2,584			0	0.00			0	0.00			0
Candon City	1,677			0	0.00			0	0.00			0
Dagupan City	4,933			0	0.00			0	0.00			0
Laoag City	3,016			0	0.00			0	0.00			0
San Carlos City	5,431			0	0.00			0	0.00			0

Fourth Quarter

Area	Elig. Pop. (Total Pop. X 2.7%)	FIC				CIC				CPAB		
		Male	Female	Total	%	Male	Female	Total	%	Male	Female	Total
PHILIPPINES	2,832,883	35,034	33,867	68,901	2.43	3,322	2,940	6,262	0.22	24,685	24,432	49,117
N C R	348,812	35,034	33,867	68,901	19.75	3,322	2,940	6,262	1.80	24,685	24,432	49,117
San Fernando City	3,372			0	0.00			0	0.00			0
Urdaneta City	3,829			0	0.00			0	0.00			0
Vigan City	1,490			0	0.00			0	0.00			0
Region 2	97,082	0	0	0	0.00	0	0	0	0.00	0	0	0
Batanes	512			0	0.00			0	0.00			0
Cagayan	29,110			0	0.00			0	0.00			0
Isabela	33,229			0	0.00			0	0.00			0
Nueva Vizcaya	12,900			0	0.00			0	0.00			0
Quirino	5,550			0	0.00			0	0.00			0
Cauayan City	3,636			0	0.00			0	0.00			0
Ilagan City	4,087			0	0.00			0	0.00			0
Santiago City	3,785			0	0.00			0	0.00			0
Tuguegarao City	4,273			0	0.00			0	0.00			0
Region 3	308,533	0	0	0	0.00	0	0	0	0.00	0	0	0
Aurora	6,415			0	0.00			0	0.00			0
Bataan	18,124			0	0.00			0	0.00			0
Bulacan	63,017			0	0.00			0	0.00			0
Nueva Ecija	39,976			0	0.00			0	0.00			0
Pampanga	44,258			0	0.00			0	0.00			0
Tarlac	28,411			0	0.00			0	0.00			0

Fourth Quarter

Area	Elig. Pop. (Total Pop. X 2.7%)	FIC				CIC				CPAB		
		Male	Female	Total	%	Male	Female	Total	%	Male	Female	Total
PHILIPPINES	2,832,883	35,034	33,867	68,901	2.43	3,322	2,940	6,262	0.22	24,685	24,432	49,117
N C R	348,812	35,034	33,867	68,901	19.75	3,322	2,940	6,262	1.80	24,685	24,432	49,117
Zambales	16,415			0	0.00			0	0.00			0
Angeles City	11,104			0	0.00			0	0.00			0
Balanga City	2,620			0	0.00			0	0.00			0
Cabanatuan City	8,182			0	0.00			0	0.00			0
City of San Fernando	8,272			0	0.00			0	0.00			0
Gapan City	2,986			0	0.00			0	0.00			0
Mabalacat City	6,765			0	0.00			0	0.00			0
Malolos City	7,039			0	0.00			0	0.00			0
Meycauayan	5,838			0	0.00			0	0.00			0
Olongapo	6,474			0	0.00			0	0.00			0
Palayan City	1,111			0	0.00			0	0.00			0
San Jose City	3,783			0	0.00			0	0.00			0
San Jose del Monte City	16,030			0	0.00			0	0.00			0
Science City of Munoz	2,206			0	0.00			0	0.00			0
Tarlac City	9,507			0	0.00			0	0.00			0
Region 4A	395,803	0	0	0	0.00	0	0	0	0.00	0	0	0
Batangas	49,943			0	0.00			0	0.00			0
Cavite	37,001			0	0.00			0	0.00			0
Laguna	27,361			0	0.00			0	0.00			0
Quezon	49,968			0	0.00			0	0.00			0
Rizal	58,564			0	0.00			0	0.00			0

Fourth Quarter

Area	Elig. Pop. (Total Pop. X 2.7%)	FIC				CIC				CPAB		
		Male	Female	Total	%	Male	Female	Total	%	Male	Female	Total
PHILIPPINES	2,832,883	35,034	33,867	68,901	2.43	3,322	2,940	6,262	0.22	24,685	24,432	49,117
N C R	348,812	35,034	33,867	68,901	19.75	3,322	2,940	6,262	1.80	24,685	24,432	49,117
Antipolo City	21,571			0	0.00			0	0.00			0
Bacoor City	16,211			0	0.00			0	0.00			0
Batangas City	8,864			0	0.00			0	0.00			0
Biñan City	9,175			0	0.00			0	0.00			0
Cabuyao City	8,506			0	0.00			0	0.00			0
Calamba City	12,521			0	0.00			0	0.00			0
Cavite City	2,775			0	0.00			0	0.00			0
Dasmariñas City	17,787			0	0.00			0	0.00			0
General Trias City	8,483			0	0.00			0	0.00			0
Imus City	10,898			0	0.00			0	0.00			0
Lipa City	8,931			0	0.00			0	0.00			0
Lucena City	7,573			0	0.00			0	0.00			0
San Pablo City	7,330			0	0.00			0	0.00			0
San Pedro City	8,976			0	0.00			0	0.00			0
Santa Rosa City	9,746			0	0.00			0	0.00			0
Tagaytay City	1,921			0	0.00			0	0.00			0
Tanauan City	4,658			0	0.00			0	0.00			0
Tayabas City	2,838			0	0.00			0	0.00			0
Trece Martires City	4,203											
Region 4B	86,845	0	0	0	0.00	0	0	0	0.00	0	0	0
Marinduque	7,009			0	0.00			0	0.00			0
Mindoro Occidental	14,415			0	0.00			0	0.00			0
Mindoro Oriental	24,781			0	0.00			0	0.00			0

Area	Elig. Pop. (Total Pop. X 2.7%)	FIC				CIC				CPAB		
		Male	Female	Total	%	Male	Female	Total	%	Male	Female	Total
PHILIPPINES	2,832,883	35,034	33,867	68,901	2.43	3,322	2,940	6,262	0.22	24,685	24,432	49,117
N C R	348,812	35,034	33,867	68,901	19.75	3,322	2,940	6,262	1.80	24,685	24,432	49,117
Palawan	24,471			0	0.00			0	0.00			0
Romblon	8,820			0	0.00			0	0.00			0
Puerto Princesa City	7,349			0	0.00			0	0.00			0
Region 5	169,200	0	0	0	0.00	0	0	0	0.00	0	0	0
Albay	32,250			0	0.00			0	0.00			0
Camarines Norte	17,007			0	0.00			0	0.00			0
Camarines Sur	48,225			0	0.00			0	0.00			0
Catanduanes	7,750			0	0.00			0	0.00			0
Masbate	25,866			0	0.00			0	0.00			0
Sorsogon	23,407			0	0.00			0	0.00			0
Iriga City	3,277			0	0.00			0	0.00			0
Legaspi City	5,671			0	0.00			0	0.00			0
Naga City	5,747			0	0.00			0	0.00			0
Region 6	213,837	0	0	0	0.00	0	0	0	0.00	0	0	0
Aklan	16,209			0	0.00			0	0.00			0
Antique	17,086			0	0.00			0	0.00			0
Capiz	16,542			0	0.00			0	0.00			0
Guimaras	4,928			0	0.00			0	0.00			0
Iloilo	51,803			0	0.00			0	0.00			0

Fourth Quarter

Area	Elig. Pop. (Total Pop. X 2.7%)	FIC				CIC				CPAB		
		Male	Female	Total	%	Male	Female	Total	%	Male	Female	Total
PHILIPPINES	2,832,883	35,034	33,867	68,901	2.43	3,322	2,940	6,262	0.22	24,685	24,432	49,117
N C R	348,812	35,034	33,867	68,901	19.75	3,322	2,940	6,262	1.80	24,685	24,432	49,117
Negros Occidental	30,396			0	0.00			0	0.00			0
Bacolod City	16,139			0	0.00			0	0.00			0
Bago City	4,911			0	0.00			0	0.00			0
Cadiz City	4,444			0	0.00			0	0.00			0
Escalante City	2,702			0	0.00			0	0.00			0
Himamaylan City	3,070			0	0.00			0	0.00			0
Iloilo City	12,505			0	0.00			0	0.00			0
Kabankalan City	5,227			0	0.00			0	0.00			0
La Carlota City	1,852			0	0.00			0	0.00			0
Passi City	2,248			0	0.00			0	0.00			0
Roxas City	4,648			0	0.00			0	0.00			0
Sagay City	4,201			0	0.00			0	0.00			0
San Carlos City	3,807			0	0.00			0	0.00			0
Silay City	3,646			0	0.00			0	0.00			0
Sipalay City	2,013			0	0.00			0	0.00			0
Talisay City	2,936			0	0.00			0	0.00			0
Victorias City	2,526			0	0.00			0	0.00			0
Region 7	207,623	0	0	0	0.00	0	0	0	0.00	0	0	0
Bohol	35,732			0	0.00			0	0.00			0
Cebu	65,901			0	0.00			0	0.00			0
Negros Oriental	25,743			0	0.00			0	0.00			0
Siquijor	2,825			0	0.00			0	0.00			0

Fourth Quarter

Area	Elig. Pop. (Total Pop. X 2.7%)	FIC				CIC				CPAB		
		Male	Female	Total	%	Male	Female	Total	%	Male	Female	Total
PHILIPPINES	2,832,883	35,034	33,867	68,901	2.43	3,322	2,940	6,262	0.22	24,685	24,432	49,117
N C R	348,812	35,034	33,867	68,901	19.75	3,322	2,940	6,262	1.80	24,685	24,432	49,117
Bais City	2,196			0	0.00			0	0.00			0
Bayawan City	3,393			0	0.00			0	0.00			0
Canlaon City	1,569			0	0.00			0	0.00			0
Cebu City	25,286			0	0.00			0	0.00			0
Danao City	3,740			0	0.00			0	0.00			0
Dumaguete City	3,781			0	0.00			0	0.00			0
Lapu-Lapu City	11,185			0	0.00			0	0.00			0
Mandaue City	9,939			0	0.00			0	0.00			0
Tagbilaran City	3,106			0	0.00			0	0.00			0
Talisay City	6,239			0	0.00			0	0.00			0
Tanjay City	2,318			0	0.00			0	0.00			0
Toledo City	4,668			0	0.00			0	0.00			0
Region 8	127,032	0	0	0	0.00	0	0	0	0.00	0	0	0
Biliran	5,180			0	0.00			0	0.00			0
Eastern Samar	13,363			0	0.00			0	0.00			0
Northern Leyte	42,082			0	0.00			0	0.00			0
Northern Samar	18,603			0	0.00			0	0.00			0
Southern Leyte	9,766			0	0.00			0	0.00			0
Western Samar	17,436			0	0.00			0	0.00			0
Calbayog City	5,373			0	0.00			0	0.00			0
Maasin City	2,486			0	0.00			0	0.00			0

Fourth Quarter

Area	Elig. Pop. (Total Pop. X 2.7%)	FIC				CIC				CPAB		
		Male	Female	Total	%	Male	Female	Total	%	Male	Female	Total
PHILIPPINES	2,832,883	35,034	33,867	68,901	2.43	3,322	2,940	6,262	0.22	24,685	24,432	49,117
N C R	348,812	35,034	33,867	68,901	19.75	3,322	2,940	6,262	1.80	24,685	24,432	49,117
Ormoc City	5,994			0	0.00			0	0.00			0
Tacloban City	6,748			0	0.00			0	0.00			0
Region 9	105,196	0	0	0	0.00	0	0	0	0.00	0	0	0
Zamboanga del Norte	23,031			0	0.00			0	0.00			0
Zamboanga del Sur	23,637			0	0.00			0	0.00			0
Zamboanga Sibugay	18,421			0	0.00			0	0.00			0
Dapitan City	2,378			0	0.00			0	0.00			0
Dipolog City	3,773			0	0.00			0	0.00			0
Isabela City	3,059			0	0.00			0	0.00			0
Pagadian City	5,797			0	0.00			0	0.00			0
Zamboanga City	25,099			0	0.00			0	0.00			0
Region 10	131,148	0	0	0	0.00	0	0	0	0.00	0	0	0
Bukidnon	29,003			0	0.00			0	0.00			0
Camiguin	2,576			0	0.00			0	0.00			0
Lanao del Norte	19,169			0	0.00			0	0.00			0
Misamis Occidental	9,349			0	0.00			0	0.00			0
Misamis Oriental	19,740			0	0.00			0	0.00			0
Cagayan de Oro City	18,697			0	0.00			0	0.00			0
El Salvador City	1,389			0	0.00			0	0.00			0

Fourth Quarter

Area	Elig. Pop. (Total Pop. X 2.7%)	FIC				CIC				CPAB		
		Male	Female	Total	%	Male	Female	Total	%	Male	Female	Total
PHILIPPINES	2,832,883	35,034	33,867	68,901	2.43	3,322	2,940	6,262	0.22	24,685	24,432	49,117
N C R	348,812	35,034	33,867	68,901	19.75	3,322	2,940	6,262	1.80	24,685	24,432	49,117
Gingoog City	3,448			0	0.00			0	0.00			0
Iligan City	9,710			0	0.00			0	0.00			0
Malaybalay City	4,835			0	0.00			0	0.00			0
Oroquieta City	2,026			0	0.00			0	0.00			0
Ozamis City	4,061			0	0.00			0	0.00			0
Tangub City	1,804			0	0.00			0	0.00			0
Valencia City	5,343			0	0.00			0	0.00			0
Region 11	139,135	0	0	0	0.00	0	0	0	0.00	0	0	0
Compostela Valley	21,386			0	0.00			0	0.00			0
Davao del Norte	29,194			0	0.00			0	0.00			0
Davao del Sur	17,739			0	0.00			0	0.00			0
Davao Oriental	8,871			0	0.00			0	0.00			0
Davao Occidental	16,151			0	0.00			0	0.00			0
Davao City	45,794			0	0.00			0	0.00			0
Region 12	129,066	0	0	0	0.00	0	0	0	0.00	0	0	0
North Cotabato	38,710			0	0.00			0	0.00			0
Sarangani	15,624			0	0.00			0	0.00			0
South Cotabato	25,845			0	0.00			0	0.00			0
Sultan Kudarat	23,457			0	0.00			0	0.00			0

Fourth Quarter

Area	Elig. Pop. (Total Pop. X 2.7%)	FIC				CIC				CPAB		
		Male	Female	Total	%	Male	Female	Total	%	Male	Female	Total
PHILIPPINES	2,832,883	35,034	33,867	68,901	2.43	3,322	2,940	6,262	0.22	24,685	24,432	49,117
N C R	348,812	35,034	33,867	68,901	19.75	3,322	2,940	6,262	1.80	24,685	24,432	49,117
Cotabato City	8,645			0	0.00			0	0.00			0
Gen. Santos City	16,785			0	0.00			0	0.00			0
A.R.M.M.	105,215	0	0	0	0.00	0	0	0	0.00	0	0	0
Basilan	7,530			0	0.00			0	0.00			0
Lanao del Sur	24,507			0	0.00			0	0.00			0
Maguindanao	30,325			0	0.00			0	0.00			0
Sulu	23,100			0	0.00			0	0.00			0
Tawi-Tawi	11,821			0	0.00			0	0.00			0
Lamitan City	2,072			0	0.00			0	0.00			0
Marawi City	5,862			0	0.00			0	0.00			0
CARAGA	76,372	0	0	0	0.00	0	0	0	0.00	0	0	0
Agusan del Norte	10,339			0	0.00			0	0.00			0
Agusan del Sur	21,166			0	0.00			0	0.00			0
Surigao del Norte	9,321			0	0.00			0	0.00			0
Surigao del Sur	14,612			0	0.00			0	0.00			0
Province of Dinagat	3,987			0	0.00			0	0.00			0
Bislig City	2,775			0	0.00			0	0.00			0
Butuan City	9,831			0	0.00			0	0.00			0
Surigao City	4,341			0	0.00			0	0.00			0

Area	Elig. Pop. (Total Pop. X 2.7%)	FIC				CIC				CPAB		
		Male	Female	Total	%	Male	Female	Total	%	Male	Female	Total
PHILIPPINES	2,832,883	35,034	33,867	68,901	2.43	3,322	2,940	6,262	0.22	24,685	24,432	49,117
N C R	348,812	35,034	33,867	68,901	19.75	3,322	2,940	6,262	1.80	24,685	24,432	49,117

Legend:

0 = No Case

* = No Report

Fourth Quarter

PAB		Live-births
Total	%	
49,117	76.92	63,857
49,117	76.92	63,857
1,201	91.82	1,308
1,211	97.19	1,246
1,918	82.21	2,333
6,020	125.03	4,815
1,395	60.63	2,301
2,469	64.13	3,850
237	65.65	361
2,331	104.06	2,240
19,546	105.44	18,537
1,261	65.03	1,939
836	131.03	638
407	37.90	1,074
3,281	23.07	14,222
2,048	118.86	1,723
1,538	70.29	2,188
1,721	54.69	3,147

*FIC corrected 4/20/18

Fourth Quarter

PAB		Live-births
Total	%	
49,117	76.92	63,857
49,117	76.92	63,857
0	0.00	
0	0.00	
0	0.00	
0	0.00	0
0	0.00	
0	0.00	
0	0.00	
0	0.00	
0	0.00	
0	0.00	
0	0.00	
0	0.00	0
0	0.00	
0	0.00	
0	0.00	
0	0.00	
0	0.00	

Fourth Quarter

PAB		Live-births
Total	%	
49,117	76.92	63,857
49,117	76.92	63,857
0	0.00	
0	0.00	
0	0.00	
0	0.00	0
0	0.00	
0	0.00	
0	0.00	
0	0.00	
0	0.00	
0	0.00	
0	0.00	
0	0.00	0
0	0.00	
0	0.00	
0	0.00	
0	0.00	

Fourth Quarter

PAB		Live-births
Total	%	
49,117	76.92	63,857
49,117	76.92	63,857

Table 2D.1 - Expanded Program on Immunization
Fully and Completely Immunized Children and Children Protected at Birth by Region, Province and City
Philippines, 2017

Area	Eligible Pop. (Total Pop. X 2.7%)	Fully Immunized Children				Completely Immunized Children				Children Protected at Birth				Live births
		Male	Female	Total	%	Male	Female	Total	%	Male	Female	Total	%	
PHILIPPINES	2,835,601	139,911	134,531	274,442	9.68	14,842	13,716	28,558	1.01	97,544	95,494	193,038	78.29	246,580
N C R	348,812	139,911	134,531	274,442	78.68	14,842	13,716	28,558	8.19	97,544	95,494	193,038	78.29	246,580
Malabon	9,901	3,863	3,587	7,450	75.24	2,471	2,270	4,741	47.88	2,222	2,145	4,367	83.20	5,249
Navotas	6,757	3,204	3,190	6,394	94.62	301	275	576	8.52	2,230	2,317	4,547	87.43	5,201
Valenzuela City	16,806	7,032	6,463	13,495	80.30	1,123	1,089	2,212	13.16	3,477	3,654	7,131	106.51	6,695
Caloocan City	42,906	15,473	15,000	30,473	71.02	2,829	2,588	5,417	12.63	11,611	11,251	22,862	118.70	19,260
Marikina City	12,209	3,300	3,065	6,365	52.13	240	217	457	3.74	3,116	2,741	5,857	65.39	8,957
Pasig City	20,459	8,377	8,057	16,434	80.33	407	415	822	4.02	4,462	3,887	8,349	54.22	15,397
Pateros	1,729	539	546	1,085	62.74	24	13	37	2.14	434	449	883	84.42	1,046
Taguig	21,803	9,146	8,730	17,876	81.99	2,685	2,450	5,135	23.55	4,372	4,308	8,680	70.56	12,301
Quezon City	79,532	43,707	43,713	87,420	109.92	991	981	1,972	2.48	40,046	40,333	80,379	122.40	65,670
Makati City	15,781	3,943	3,640	7,583	48.05	173	140	313	1.98	2,214	2,144	4,358	56.91	7,658
Mandaluyong City	10,463	4,813	4,566	9,379	89.64	67	48	115	1.10	1,652	1,497	3,149	60.35	5,218
San Juan	3,310	1,560	1,410	2,970	89.74	0	0	0	0.00	635	680	1,315	73.46	1,790
Manila City	48,220	13,245	12,204	25,449	52.78	1,830	1,677	3,507	7.27	7,102	6,689	13,791	24.24	56,885
Las Piñas City	15,952	5,146	4,827	9,973	62.52	781	738	1,519	9.52	4,101	3,931	8,032	128.53	6,249
Muntinlupa City	13,666	5,608	5,380	10,988	80.40	560	496	1,056	7.73	2,994	2,970	5,964	68.73	8,678
Parañaque City	18,035	6,900	6,489	13,389	74.24	166	131	297	1.65	3,573	3,325	6,898	54.80	12,587
Pasay City	11,283	4,055	3,664	7,719	68.42	194	188	382	3.39	3,303	3,173	6,476	83.68	7,739

Area	Elig. Pop. (Total Pop. X 2.7%)	FIC				CIC		
		Male	Female	Total	%	Male	Female	Total
Philippines	2,835,601	139,911	134,531	274,442	9.68	14,842	13,716	28,558
NCR	348,812	139,911	134,531	274,442	78.68	14,842	13,716	28,558
CAR	49,878	0	0	0	0.00	-	-	-
Region 1	142,108	0	0	0	0.00	-	-	-
Region 2	97,082	0	0	0	0.00	-	-	-
Region 3	308,533	0	0	0	0.00	-	-	-
Region 4A	400,083	0	0	0	0.00	-	-	-
Region 4B	86,845	0	0	0	0.00	-	-	-
Region 5	169,200	0	0	0	0.00	-	-	-
Region 6	213,837	0	0	0	0.00	-	-	-
Region 7	206,061	0	0	0	0.00	-	-	-
Region 8	127,032	0	0	0	0.00	-	-	-
Region 9	105,196	0	0	0	0.00	-	-	-
Region 10	131,148	0	0	0	0.00	-	-	-
Region 11	139,135	0	0	0	0.00	-	-	-
Region 12	129,066	0	0	0	0.00	-	-	-
ARMM	105,215	0	0	0	0.00	-	-	-
CARAGA	76,372	0	0	0	0.00	-	-	-

Figure 2D.1

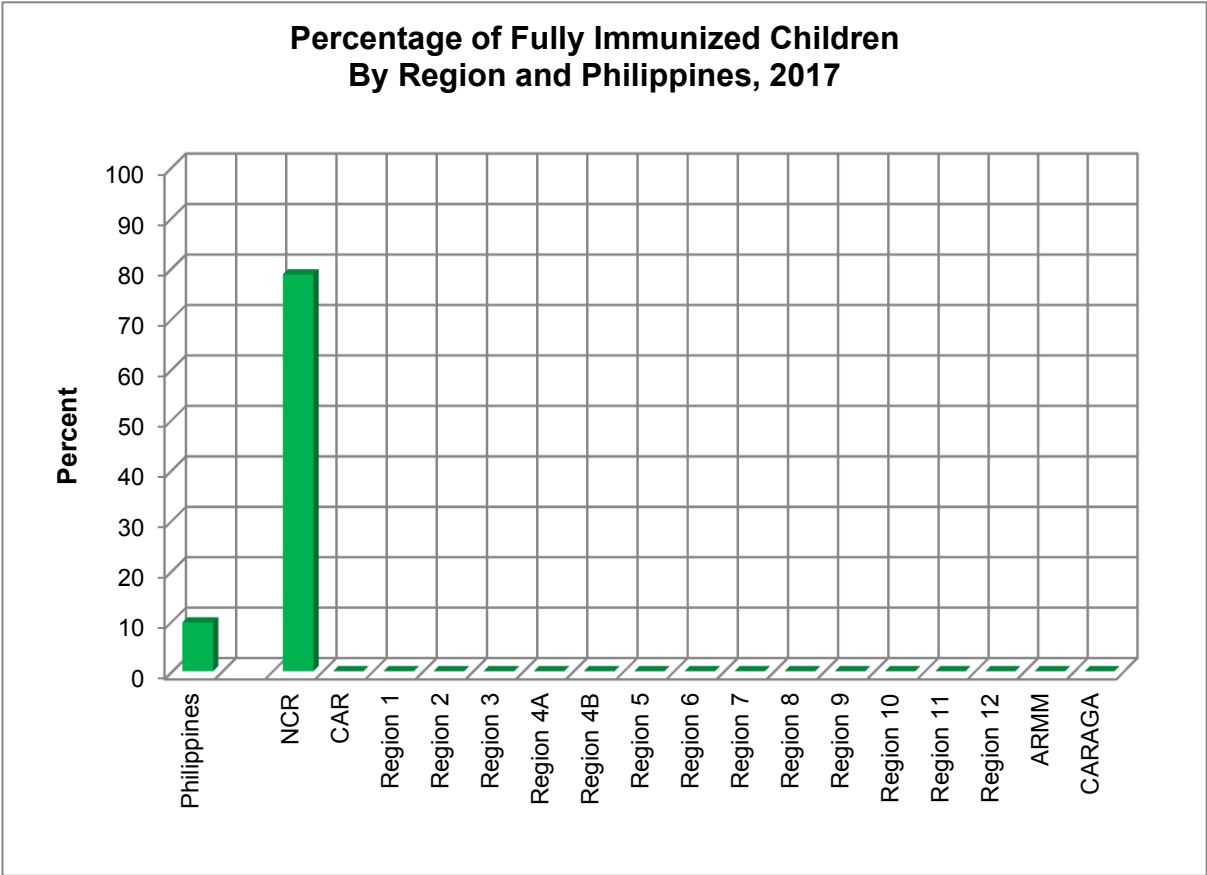


Figure 2D.2

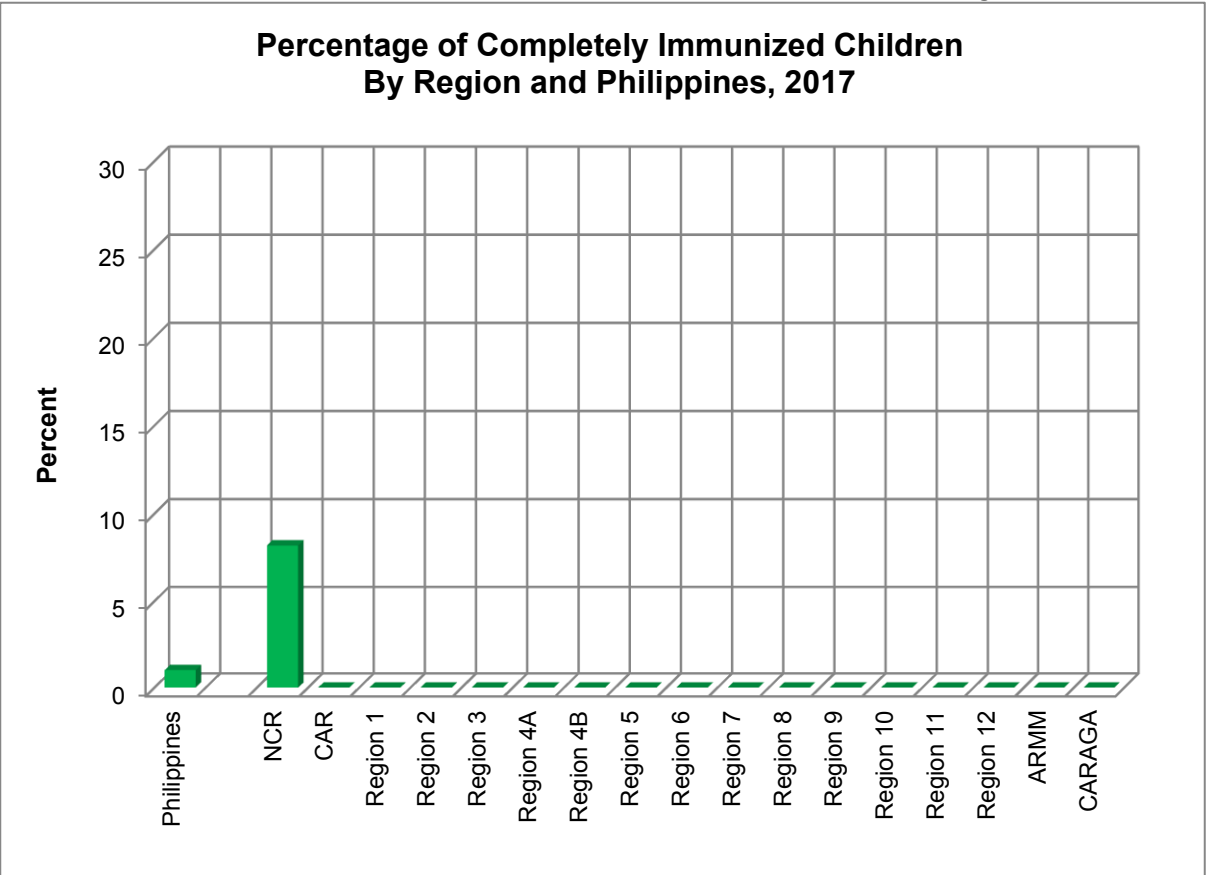
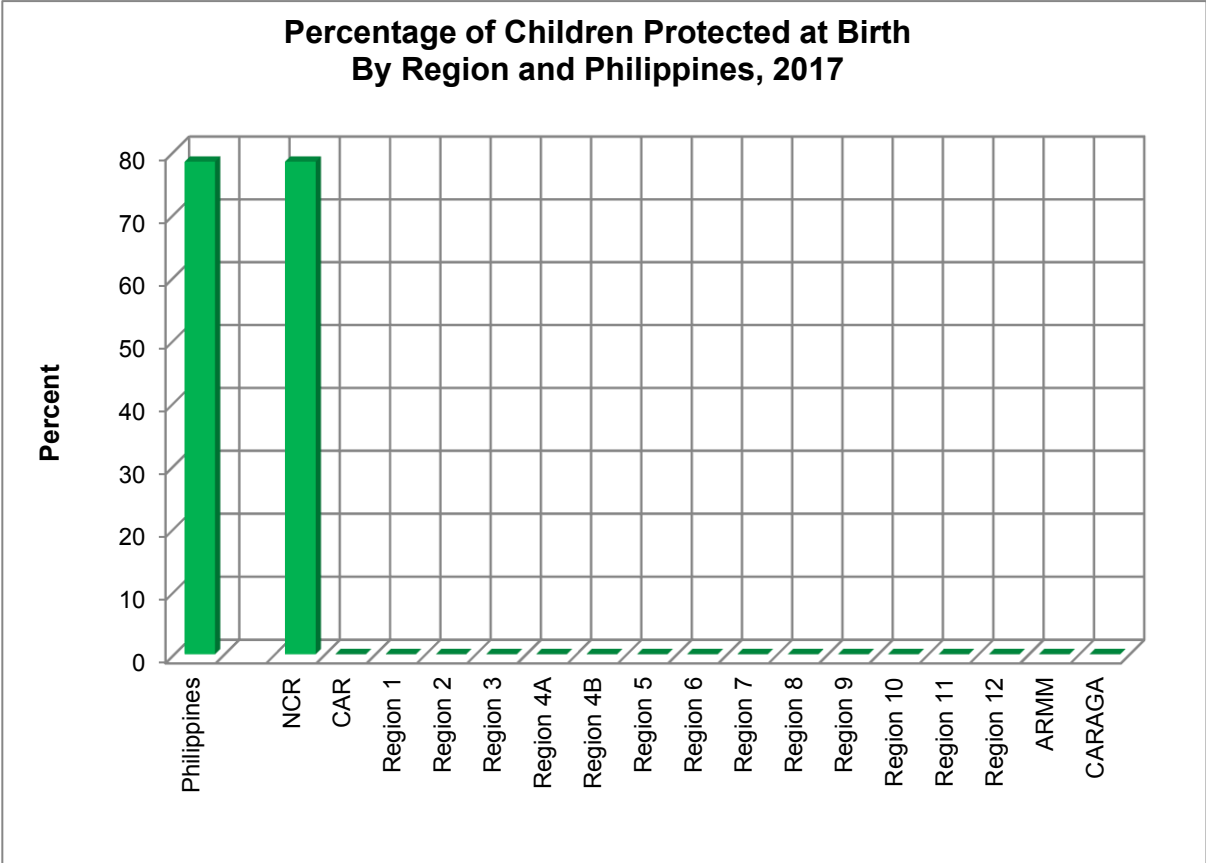


Figure 2D.3



Area	Population
PHILIPPINES	104,921,600
N C R	12,918,977
Malabon	366,709
Navotas	250,271
Valenzuela City	622,432
Caloocan City	1,589,110
Marikina City	452,201
Pasig City	757,747
Pateros	64,047
Taguig	807,523
Quezon City	2,945,629
Makati City	584,490
Mandaluyong City	387,528
San Juan	122,576
Manila City	1,785,917
Las Piñas City	590,802
Muntinlupa City	506,144
Parañaque City	667,979
Pasay City	417,872
C A R	1,847,347
Abra	256,026
Apayao	131,153
Benguet	464,636
Ifugao	223,352
Kalinga	233,593
Mt. Province	178,971
Baguio City	359,616
Region 1	5,263,258

Ilocos Note	484,494
Ilocos Sur	589,290
La Union	681,693
Pangasinan	2,532,532
Alaminos City	95,689
Candon City	62,112
Dagupan City	182,690
Laoag City	111,710
San Carlos City	201,143
San Fernando City	124,900
Urdaneta City	141,803
Vigan City	55,202
Region 2	3,595,622
Batanes	18,971
Cagayan	1,078,135
Isabela	1,230,706
Nueva Vizcaya	477,778
Quirino	205,567
Cauayan City	134,673
Iligan City	151,356
Santiago City	140,191
Tuguegarao City	158,245
Region 3	11,427,140
Aurora	237,604
Bataan	671,252
Bulacan	2,333,965
Nueva Ecija	1,480,580
Pampanga	1,639,177
Tarlac	1,052,247
Zambales	607,963
Angeles City	411,264
Balanga City	97,024
Cabanatuan City	303,032
City of San Fernando	306,383
Gapan City	110,595
Mabalacat City	250,573

Malolos City	260,690
Meycauayan City	216,230
Olongapo	239,790
Palayan City	41,150
San Jose City	140,108
San Jose del Monte C	593,712
Science City of Munoz	81,699
Tarlac City	352,102
Region 4A	14,659,354
Batangas	1,849,727
Cavite	1,370,415
Laguna	1,013,373
Quezon	1,850,661
Rizal	2,169,034
Antipolo City	798,926
Bacoor City	600,403
Batangas City	328,280
Biñan City	339,800
Cabuyao City	315,023
Calamba City	463,727
Cavite City	102,771
Dasmariñas City	658,793
General Trias City	314,195
Imus City	403,647
Lipa City	330,780
Lucena City	280,472
San Pablo City	271,478
San Pedro City	332,434
Santa Rosa City	360,960
Tagaytay City	71,157
Tanauan City	172,528
Tayabas City	105,110
Trece Martires City	155,660
Region 4B	3,216,467
Marinduque	259,577
Mindoro Occidental	533,874
Mindoro Oriental	917,824
Palawan	906,323
Romblon	326,679

Puerto Princesa City	272,190
Region 5	6,266,653
Albay	1,194,430
Camarines Norte	629,884
Camarines Sur	1,786,113
Catanduanes	287,041
Masbate	958,009
Sorsogon	866,924
Iriga City	121,360
Legaspi City	210,047
Naga City	212,845
Region 6	7,919,888
Aklan	600,348
Antique	632,798
Capiz	612,662
Guimaras	182,501
Iloilo	1,918,628
Negros Occidental	1,125,762
Bacolod City	597,740
Bago City	181,895
Cadiz City	164,599
Escalante City	100,075
Himamaylan City	113,702
Iloilo City	463,139
Kabankalan City	193,593
La Carlota City	68,584
Passi City	83,267
Roxas City	172,140
Sagay City	155,600
San Carlos City	140,996
Silay City	135,032
Sipalay City	74,543
Talisay City	108,738
Victorias City	93,546
Region 7	7,689,735

Bohol	1,323,414
Cebu	2,440,782
Negros Oriental	953,432
Siquijor	104,634
Bais City	81,328
Bayawan City	125,684
Canlaon City	58,108
Cebu City	936,521
Danao City	138,528
Dumaguete City	140,050
Lapu-Lapu City	414,265
Mandaue City	368,121
Tagbilaran City	115,039
Talisay City	231,077
Tanjay City	85,849
Toledo City	172,903
Region 8	4,704,894
Biliran	191,837
Eastern Samar	494,944
Northern Leyte	1,558,603
Northern Samar	689,007
Southern Leyte	361,717
Western Samar	645,788
Calbayog City	198,999
Maasin City	92,056
Ormoc City	222,004
Tacloban City	249,939
Region 9	3,896,152
Zamboanga del Norte	853,006
Zamboanga del Sur	875,453
Zamboanga Sibugay	682,270
Dapitan City	88,075
Dipolog City	139,734
Isabela City	113,312
Pagadian City	214,717
Zamboanga City	929,585

Region 10	4,857,341
Bukidnon	1,074,188
Camiguin	95,407
Lanao del Norte	709,977
Misamis Occidental	346,249
Misamis Oriental	731,104
Cagayan de Oro City	692,476
El Salvador City	51,431
Gingoog City	127,695
Iligan City	359,629
Malaybalay City	179,056
Oroquieta City	75,030
Ozamis City	150,393
Tangub City	66,816
Valencia City	197,890
Region 11	5,153,130
Compostela Valley	792,056
Davao del Norte	1,081,260
Davao del Sur	657,018
Davao Occidental	328,560
Davao Oriental	598,176
Davao City	1,696,060
Region 12	4,780,211
North Cotabato	1,433,708
Sarangani	578,658
South Cotabato	957,215
Sultan Kudarat	868,777
Cotabato City	320,178
Gen. Santos City	621,675
A.R.M.M.	3,896,848
Basilan	278,875
Lanao del Sur	907,663
Maguindanao	1,123,143
Sulu	855,540

Tawi-Tawi	437,801
Lamitan City	76,729
Marawi City	217,097
CARAGA	2,828,583
Agusan del Norte	382,932
Agusan del Sur	783,933
Surigao del Norte	345,210
Surigao del Sur	541,169
Province of Dinagat	147,679
Bislig City	102,789
Butuan City	364,093
Surigao City	160,778

Projected Population