

CHILD CARE
2017 - Quarterly Report
Children given Pentavalent Vaccines

First Quarter

Area	Elig. Pop. (Total Pop. X 2.7%)	Pentavalent 1				Pentavalent 2				Pentavalent 3			
		Male	Female	Total	%	Male	Female	Total	%	Male	Female	Total	%
PHILIPPINES	2,832,883	38,382	36,621	75,003	2.65	38,798	37,269	76,067	2.69	36,437	34,985	71,422	2.52
N C R	348,812	38,382	36,621	75,003	21.50	38,798	37,269	76,067	21.81	36,437	34,985	71,422	20.48
Malabon	9,901	1,072	988	2,060	20.81	1,088	981	2,069	20.90	1,109	1,019	2,128	21.49
Navotas	6,757	725	686	1,411	20.88	754	700	1,454	21.52	802	826	1,628	24.09
Valenzuela City	16,806	1,528	1,502	3,030	18.03	1,660	1,631	3,291	19.58	1,760	1,717	3,477	20.69
Caloocan City	42,906	4,733	4,699	9,432	21.98	4,802	4,816	9,618	22.42	3,019	3,025	6,044	14.09
Marikina City	12,209	1,117	987	2,104	17.23	1,099	951	2,050	16.79	1,107	972	2,079	17.03
Pasig City	20,459	1,859	1,763	3,622	17.70	1,960	1,868	3,828	18.71	1,833	1,798	3,631	17.75
Pateros	1,729	135	152	287	16.60	140	149	289	16.71	162	156	318	18.39
Taguig	21,803	1,984	1,937	3,921	17.98	2,010	1,937	3,947	18.10	2,011	1,980	3,991	18.30
Quezon City	79,532	12,713	12,488	25,201	31.69	12,387	12,095	24,482	30.78	11,843	11,676	23,519	29.57
Makati City	15,781	1,113	985	2,098	13.29	1,071	1,026	2,097	13.29	1,131	1,075	2,206	13.98
Mandaluyong City	10,463	995	853	1,848	17.66	1,022	899	1,921	18.36	1,106	886	1,992	19.04
San Juan	3,310	298	225	523	15.80	296	253	549	16.59	288	261	549	16.59
Manila City	48,220	4,176	3,754	7,930	16.45	4,235	3,955	8,190	16.98	4,274	3,914	8,188	16.98
Las Piñas City	15,952	1,727	1,648	3,375	21.16	1,869	1,757	3,626	22.73	1,699	1,597	3,296	20.66
Muntinlupa City	13,666	1,227	1,159	2,386	17.46	1,381	1,337	2,718	19.89	1,377	1,298	2,675	19.57
Parañaque City	18,035	2,021	1,919	3,940	21.85	2,087	2,001	4,088	22.67	1,986	1,898	3,884	21.54
Pasay City	11,283	959	876	1,835	16.26	937	913	1,850	16.40	930	887	1,817	16.10

First Quarter

Area	Elig. Pop. (Total Pop. X 2.7%)	Pentavalent 1				Pentavalent 2				Pentavalent 3			
		Male	Female	Total	%	Male	Female	Total	%	Male	Female	Total	%
PHILIPPINES	2,832,883	38,382	36,621	75,003	2.65	38,798	37,269	76,067	2.69	36,437	34,985	71,422	2.52
N C R	348,812	38,382	36,621	75,003	21.50	38,798	37,269	76,067	21.81	36,437	34,985	71,422	20.48
C A R	49,878	0	0	0	0.00	0	0	0	0.00	0	0	0	0.00
Abra	6,913			0	0.00			0	0.00			0	0.00
Apayao	3,541			0	0.00			0	0.00			0	0.00
Benguet	12,545			0	0.00			0	0.00			0	0.00
Ifugao	6,031			0	0.00			0	0.00			0	0.00
Kalinga	6,307			0	0.00			0	0.00			0	0.00
Mt. Province	4,832			0	0.00			0	0.00			0	0.00
Baguio City	9,710			0	0.00			0	0.00			0	0.00
Region 1	142,108	0	0	0	0.00	0	0	0	0.00	0	0	0	0.00
Ilocos Norte	13,081			0	0.00			0	0.00			0	0.00
Ilocos Sur	15,911			0	0.00			0	0.00			0	0.00
La Union	18,406			0	0.00			0	0.00			0	0.00
Pangasinan	68,378			0	0.00			0	0.00			0	0.00
Alaminos City	2,584			0	0.00			0	0.00			0	0.00
Candon City	1,677			0	0.00			0	0.00			0	0.00
Dagupan City	4,933			0	0.00			0	0.00			0	0.00
Laoag City	3,016			0	0.00			0	0.00			0	0.00
San Carlos City	5,431			0	0.00			0	0.00			0	0.00
San Fernando City	3,372			0	0.00			0	0.00			0	0.00

First Quarter

Area	Elig. Pop. (Total Pop. X 2.7%)	Pentavalent 1				Pentavalent 2				Pentavalent 3			
		Male	Female	Total	%	Male	Female	Total	%	Male	Female	Total	%
PHILIPPINES	2,832,883	38,382	36,621	75,003	2.65	38,798	37,269	76,067	2.69	36,437	34,985	71,422	2.52
N C R	348,812	38,382	36,621	75,003	21.50	38,798	37,269	76,067	21.81	36,437	34,985	71,422	20.48
Urdaneta City	3,829			0	0.00			0	0.00			0	0.00
Vigan City	1,490			0	0.00			0	0.00			0	0.00
Region 2	97,082	0	0	0	0.00	0	0	0	0.00	0	0	0	0.00
Batanes	512			0	0.00			0	0.00			0	0.00
Cagayan	29,110			0	0.00			0	0.00			0	0.00
Isabela	33,229			0	0.00			0	0.00			0	0.00
Nueva Vizcaya	12,900			0	0.00			0	0.00			0	0.00
Quirino	5,550			0	0.00			0	0.00			0	0.00
Cauayan City	3,636			0	0.00			0	0.00			0	0.00
Ilagan City	4,087			0	0.00			0	0.00			0	0.00
Santiago City	3,785			0	0.00			0	0.00			0	0.00
Tuguegarao City	4,273			0	0.00			0	0.00			0	0.00
Region 3	308,533	0	0	0	0.00	0	0	0	0.00	0	0	0	0.00
Aurora	6,415			0	0.00			0	0.00			0	0.00
Bataan	18,124			0	0.00			0	0.00			0	0.00
Bulacan	63,017			0	0.00			0	0.00			0	0.00
Nueva Ecija	39,976			0	0.00			0	0.00			0	0.00
Pampanga	44,258			0	0.00			0	0.00			0	0.00
Tarlac	28,411			0	0.00			0	0.00			0	0.00
Zambales	16,415			0	0.00			0	0.00			0	0.00

First Quarter

Area	Elig. Pop. (Total Pop. X 2.7%)	Pentavalent 1				Pentavalent 2				Pentavalent 3			
		Male	Female	Total	%	Male	Female	Total	%	Male	Female	Total	%
PHILIPPINES	2,832,883	38,382	36,621	75,003	2.65	38,798	37,269	76,067	2.69	36,437	34,985	71,422	2.52
N C R	348,812	38,382	36,621	75,003	21.50	38,798	37,269	76,067	21.81	36,437	34,985	71,422	20.48
Angeles City	11,104			0	0.00			0	0.00			0	0.00
Balanga City	2,620			0	0.00			0	0.00			0	0.00
Cabanatuan City	8,182			0	0.00			0	0.00			0	0.00
City of San Fernando	8,272			0	0.00			0	0.00			0	0.00
Gapan City	2,986			0	0.00			0	0.00			0	0.00
Mabalacat City	6,765			0	0.00			0	0.00			0	0.00
Malolos City	7,039			0	0.00			0	0.00			0	0.00
Meycauayan	5,838			0	0.00			0	0.00			0	0.00
Olongapo	6,474			0	0.00			0	0.00			0	0.00
Palayan City	1,111			0	0.00			0	0.00			0	0.00
San Jose City	3,783			0	0.00			0	0.00			0	0.00
San Jose del Monte C	16,030			0	0.00			0	0.00			0	0.00
Science City of Munoz	2,206			0	0.00			0	0.00			0	0.00
Tarlac City	9,507			0	0.00			0	0.00			0	0.00
Region 4A	395,803	0	0	0	0.00	0	0	0	0.00	0	0	0	0.00
Batangas	49,943			0	0.00			0	0.00			0	0.00
Cavite	37,001			0	0.00			0	0.00			0	0.00
Laguna	27,361			0	0.00			0	0.00			0	0.00
Quezon	49,968			0	0.00			0	0.00			0	0.00
Rizal	58,564			0	0.00			0	0.00			0	0.00
Antipolo City	21,571			0	0.00			0	0.00			0	0.00

First Quarter

Area	Elig. Pop. (Total Pop. X 2.7%)	Pentavalent 1				Pentavalent 2				Pentavalent 3			
		Male	Female	Total	%	Male	Female	Total	%	Male	Female	Total	%
PHILIPPINES	2,832,883	38,382	36,621	75,003	2.65	38,798	37,269	76,067	2.69	36,437	34,985	71,422	2.52
N C R	348,812	38,382	36,621	75,003	21.50	38,798	37,269	76,067	21.81	36,437	34,985	71,422	20.48
Bacoor City	16,211			0	0.00			0	0.00			0	0.00
Batangas City	8,864			0	0.00			0	0.00			0	0.00
Biñan City	9,175			0	0.00			0	0.00			0	0.00
Cabuyao City	8,506			0	0.00			0	0.00			0	0.00
Calamba City	12,521			0	0.00			0	0.00			0	0.00
Cavite City	2,775			0	0.00			0	0.00			0	0.00
Dasmariñas City	17,787			0	0.00			0	0.00			0	0.00
General Trias City	8,483			0	0.00			0	0.00			0	0.00
Imus City	10,898			0	0.00			0	0.00			0	0.00
Lipa City	8,931			0	0.00			0	0.00			0	0.00
Lucena City	7,573			0	0.00			0	0.00			0	0.00
San Pablo City	7,330			0	0.00			0	0.00			0	0.00
San Pedro City	8,976			0	0.00			0	0.00			0	0.00
Santa Rosa City	9,746			0	0.00			0	0.00			0	0.00
Tagaytay City	1,921			0	0.00			0	0.00			0	0.00
Tanauan City	4,658			0	0.00			0	0.00			0	0.00
Tayabas City	2,838			0	0.00			0	0.00			0	0.00
Trece Martires City	4,203			0	0.00			0	0.00			0	0.00
Region 4B	86,845	0	0	0	0.00	0	0	0	0.00	0	0	0	0.00
Marinduque	7,009			0	0.00			0	0.00			0	0.00
Mindoro Occidental	14,415			0	0.00			0	0.00			0	0.00
Mindoro Oriental	24,781			0	0.00			0	0.00			0	0.00
Palawan	24,471			0	0.00			0	0.00			0	0.00

First Quarter

Area	Elig. Pop. (Total Pop. X 2.7%)	Pentavalent 1				Pentavalent 2				Pentavalent 3			
		Male	Female	Total	%	Male	Female	Total	%	Male	Female	Total	%
PHILIPPINES	2,832,883	38,382	36,621	75,003	2.65	38,798	37,269	76,067	2.69	36,437	34,985	71,422	2.52
N C R	348,812	38,382	36,621	75,003	21.50	38,798	37,269	76,067	21.81	36,437	34,985	71,422	20.48
Romblon	8,820			0	0.00			0	0.00			0	0.00
Puerto Princesa City	7,349			0	0.00			0	0.00			0	0.00
Region 5	169,200	0	0	0	0.00	0	0	0	0.00	0	0	0	0.00
Albay	32,250			0	0.00			0	0.00			0	0.00
Camarines Norte	17,007			0	0.00			0	0.00			0	0.00
Camarines Sur	48,225			0	0.00			0	0.00			0	0.00
Catanduanes	7,750			0	0.00			0	0.00			0	0.00
Masbate	25,866			0	0.00			0	0.00			0	0.00
Sorsogon	23,407			0	0.00			0	0.00			0	0.00
Iriga City	3,277			0	0.00			0	0.00			0	0.00
Legaspi City	5,671			0	0.00			0	0.00			0	0.00
Naga City	5,747			0	0.00			0	0.00			0	0.00
Region 6	213,837	0	0	0	0.00	0	0	0	0.00	0	0	0	0.00
Aklan	16,209			0	0.00			0	0.00			0	0.00
Antique	17,086			0	0.00			0	0.00			0	0.00
Capiz	16,542			0	0.00			0	0.00			0	0.00
Guimaras	4,928			0	0.00			0	0.00			0	0.00
Iloilo	51,803			0	0.00			0	0.00			0	0.00
Negros Occidental	30,396			0	0.00			0	0.00			0	0.00

First Quarter

Area	Elig. Pop. (Total Pop. X 2.7%)	Pentavalent 1				Pentavalent 2				Pentavalent 3			
		Male	Female	Total	%	Male	Female	Total	%	Male	Female	Total	%
PHILIPPINES	2,832,883	38,382	36,621	75,003	2.65	38,798	37,269	76,067	2.69	36,437	34,985	71,422	2.52
N C R	348,812	38,382	36,621	75,003	21.50	38,798	37,269	76,067	21.81	36,437	34,985	71,422	20.48
Bacolod City	16,139			0	0.00			0	0.00			0	0.00
Bago City	4,911			0	0.00			0	0.00			0	0.00
Cadiz City	4,444			0	0.00			0	0.00			0	0.00
Escalante City	2,702			0	0.00			0	0.00			0	0.00
Himamaylan City	3,070			0	0.00			0	0.00			0	0.00
Iloilo City	12,505			0	0.00			0	0.00			0	0.00
Kabankalan City	5,227			0	0.00			0	0.00			0	0.00
La Carlota City	1,852			0	0.00			0	0.00			0	0.00
Passi City	2,248			0	0.00			0	0.00			0	0.00
Roxas City	4,648			0	0.00			0	0.00			0	0.00
Sagay City	4,201			0	0.00			0	0.00			0	0.00
San Carlos City	3,807			0	0.00			0	0.00			0	0.00
Silay City	3,646			0	0.00			0	0.00			0	0.00
Sipalay City	2,013			0	0.00			0	0.00			0	0.00
Talisay City	2,936			0	0.00			0	0.00			0	0.00
Victorias City	2,526			0	0.00			0	0.00			0	0.00
Region 7	207,623	0	0	0	0.00	0	0	0	0.00	0	0	0	0.00
Bohol	35,732			0	0.00			0	0.00			0	0.00
Cebu	65,901			0	0.00			0	0.00			0	0.00
Negros Oriental	25,743			0	0.00			0	0.00			0	0.00
Siquijor	2,825			0	0.00			0	0.00			0	0.00

First Quarter

Area	Elig. Pop. (Total Pop. X 2.7%)	Pentavalent 1				Pentavalent 2				Pentavalent 3			
		Male	Female	Total	%	Male	Female	Total	%	Male	Female	Total	%
PHILIPPINES	2,832,883	38,382	36,621	75,003	2.65	38,798	37,269	76,067	2.69	36,437	34,985	71,422	2.52
N C R	348,812	38,382	36,621	75,003	21.50	38,798	37,269	76,067	21.81	36,437	34,985	71,422	20.48
Bais City	2,196			0	0.00			0	0.00			0	0.00
Bayawan City	3,393			0	0.00			0	0.00			0	0.00
Canlaon City	1,569			0	0.00			0	0.00			0	0.00
Cebu City	25,286			0	0.00			0	0.00			0	0.00
Danao City	3,740			0	0.00			0	0.00			0	0.00
Dumaguete City	3,781			0	0.00			0	0.00			0	0.00
Lapu-Lapu City	11,185			0	0.00			0	0.00			0	0.00
Mandaue City	9,939			0	0.00			0	0.00			0	0.00
Tagbilaran City	3,106			0	0.00			0	0.00			0	0.00
Talisay City	6,239			0	0.00			0	0.00			0	0.00
Tanjay City	2,318			0	0.00			0	0.00			0	0.00
Toledo City	4,668			0	0.00			0	0.00			0	0.00
Region 8	127,032	0	0	0	0.00	0	0	0	0.00	0	0	0	0.00
Biliran	5,180			0	0.00			0	0.00			0	0.00
Eastern Samar	13,363			0	0.00			0	0.00			0	0.00
Northern Leyte	42,082			0	0.00			0	0.00			0	0.00
Northern Samar	18,603			0	0.00			0	0.00			0	0.00
Southern Leyte	9,766			0	0.00			0	0.00			0	0.00
Western Samar	17,436			0	0.00			0	0.00			0	0.00
Calbayog City	5,373			0	0.00			0	0.00			0	0.00
Maasin City	2,486			0	0.00			0	0.00			0	0.00
Ormoc City	5,994			0	0.00			0	0.00			0	0.00

First Quarter

Area	Elig. Pop. (Total Pop. X 2.7%)	Pentavalent 1				Pentavalent 2				Pentavalent 3			
		Male	Female	Total	%	Male	Female	Total	%	Male	Female	Total	%
PHILIPPINES	2,832,883	38,382	36,621	75,003	2.65	38,798	37,269	76,067	2.69	36,437	34,985	71,422	2.52
N C R	348,812	38,382	36,621	75,003	21.50	38,798	37,269	76,067	21.81	36,437	34,985	71,422	20.48
Tacloban City	6,748			0	0.00			0	0.00			0	0.00
Region 9	105,196	0	0	0	0.00	0	0	0	0.00	0	0	0	0.00
Zamboanga del Norte	23,031			0	0.00			0	0.00			0	0.00
Zamboanga del Sur	23,637			0	0.00			0	0.00			0	0.00
Zamboanga Sibugay	18,421			0	0.00			0	0.00			0	0.00
Dapitan City	2,378			0	0.00			0	0.00			0	0.00
Dipolog City	3,773			0	0.00			0	0.00			0	0.00
Isabela City	3,059			0	0.00			0	0.00			0	0.00
Pagadian City	5,797			0	0.00			0	0.00			0	0.00
Zamboanga City	25,099			0	0.00			0	0.00			0	0.00
Region 10	131,148	0	0	0	0.00	0	0	0	0.00	0	0	0	0.00
Bukidnon	29,003			0	0.00			0	0.00			0	0.00
Camiguin	2,576			0	0.00			0	0.00			0	0.00
Lanao del Norte	19,169			0	0.00			0	0.00			0	0.00
Misamis Occidental	9,349			0	0.00			0	0.00			0	0.00
Misamis Oriental	19,740			0	0.00			0	0.00			0	0.00
Cagayan de Oro City	18,697			0	0.00			0	0.00			0	0.00
El Salvador City	1,389			0	0.00			0	0.00			0	0.00
Gingoog City	3,448			0	0.00			0	0.00			0	0.00

First Quarter

Area	Elig. Pop. (Total Pop. X 2.7%)	Pentavalent 1				Pentavalent 2				Pentavalent 3			
		Male	Female	Total	%	Male	Female	Total	%	Male	Female	Total	%
PHILIPPINES	2,832,883	38,382	36,621	75,003	2.65	38,798	37,269	76,067	2.69	36,437	34,985	71,422	2.52
N C R	348,812	38,382	36,621	75,003	21.50	38,798	37,269	76,067	21.81	36,437	34,985	71,422	20.48
Iligan City	9,710			0	0.00			0	0.00			0	0.00
Malaybalay City	4,835			0	0.00			0	0.00			0	0.00
Oroquieta City	2,026			0	0.00			0	0.00			0	0.00
Ozamis City	4,061			0	0.00			0	0.00			0	0.00
Tangub City	1,804			0	0.00			0	0.00			0	0.00
Valencia City	5,343			0	0.00			0	0.00			0	0.00
Region 11	139,135	0	0	0	0.00	0	0	0	0.00	0	0	0	0.00
Compostela Valley	21,386			0	0.00			0	0.00			0	0.00
Davao del Norte	29,194			0	0.00			0	0.00			0	0.00
Davao del Sur	17,739			0	0.00			0	0.00			0	0.00
Davao Oriental	16,151			0	0.00			0	0.00			0	0.00
Davao Occidental	8,871			0	0.00			0	0.00			0	0.00
Davao City	45,794			0	0.00			0	0.00			0	0.00
Region 12	129,066	0	0	0	0.00	0	0	0	0.00	0	0	0	0.00
North Cotabato	38,710			0	0.00			0	0.00			0	0.00
Sarangani	15,624			0	0.00			0	0.00			0	0.00
South Cotabato	25,845			0	0.00			0	0.00			0	0.00
Sultan Kudarat	23,457			0	0.00			0	0.00			0	0.00
Cotabato City	8,645			0	0.00			0	0.00			0	0.00

First Quarter

Area	Elig. Pop. (Total Pop. X 2.7%)	Pentavalent 1				Pentavalent 2				Pentavalent 3			
		Male	Female	Total	%	Male	Female	Total	%	Male	Female	Total	%
PHILIPPINES	2,832,883	38,382	36,621	75,003	2.65	38,798	37,269	76,067	2.69	36,437	34,985	71,422	2.52
N C R	348,812	38,382	36,621	75,003	21.50	38,798	37,269	76,067	21.81	36,437	34,985	71,422	20.48
Gen. Santos City	16,785			0	0.00			0	0.00			0	0.00
A.R.M.M.	105,215	0	0	0	0.00	0	0	0	0.00	0	0	0	0.00
Basilan	7,530			0	0.00			0	0.00			0	0.00
Lanao del Sur	24,507			0	0.00			0	0.00			0	0.00
Maguindanao	30,325			0	0.00			0	0.00			0	0.00
Sulu	23,100			0	0.00			0	0.00			0	0.00
Tawi-Tawi	11,821			0	0.00			0	0.00			0	0.00
Lamitan City	2,072			0	0.00			0	0.00			0	0.00
Marawi City	5,862			0	0.00			0	0.00			0	0.00
CARAGA	76,372	0	0	0	0.00	0	0	0	0.00	0	0	0	0.00
Agusan del Norte	10,339			0	0.00			0	0.00			0	0.00
Agusan del Sur	21,166			0	0.00			0	0.00			0	0.00
Surigao del Norte	9,321			0	0.00			0	0.00			0	0.00
Surigao del Sur	14,612			0	0.00			0	0.00			0	0.00
Province of Dinagat	3,987			0	0.00			0	0.00			0	0.00
Bislig City	2,775			0	0.00			0	0.00			0	0.00
Butuan City	9,831			0	0.00			0	0.00			0	0.00
Surigao City	4,341			0	0.00			0	0.00			0	0.00

Legend:

First Quarter

Area	Elig. Pop. (Total Pop. X 2.7%)	Pentavalent 1				Pentavalent 2				Pentavalent 3			
		Male	Female	Total	%	Male	Female	Total	%	Male	Female	Total	%
PHILIPPINES	2,832,883	38,382	36,621	75,003	2.65	38,798	37,269	76,067	2.69	36,437	34,985	71,422	2.52
N C R	348,812	38,382	36,621	75,003	21.50	38,798	37,269	76,067	21.81	36,437	34,985	71,422	20.48

0 = No Case

* = No Report

CHILD CARE
2017 - Quarterly Report
Children given Pentavalent Vaccines

Area	Elig. Pop. (Total Pop. X 2.7%)	Pentavalent 1				Pentavalent 2				Pentavalent 3	
		Male	Female	Total	%	Male	Female	Total	%	Male	Female
PHILIPPINES	2,832,883	31,022	29,412	60,434	2.13	30,961	29,914	60,875	2.15	33,584	32,539
N C R	348,812	31,022	29,412	60,434	17.33	30,961	29,914	60,875	17.45	33,584	32,539
Malabon	9,901	836	796	1,632	16.48	773	784	1,557	15.73	837	855
Navotas	6,757	571	568	1,139	16.86	591	678	1,269	18.78	627	703
Valenzuela City	16,806	1,223	1,130	2,353	14.00	1,262	1,196	2,458	14.63	1,397	1,308
Caloocan City	42,906	3,225	3,083	6,308	14.70	3,274	3,174	6,448	15.03	4,176	3,970
Marikina City	12,209	925	806	1,731	14.18	885	800	1,685	13.80	925	810
Pasig City	20,459	1,593	1,515	3,108	15.19	1,606	1,440	3,046	14.89	1,698	1,497
Pateros	1,729	127	111	238	13.76	112	117	229	13.24	127	138
Taguig	21,803	1,351	1,319	2,670	12.25	1,377	1,377	2,754	12.63	1,461	1,438
Quezon City	79,532	11,037	10,994	22,031	27.70	10,863	11,047	21,910	27.55	11,389	11,527
Makati City	15,781	858	817	1,675	10.61	849	833	1,682	10.66	863	877
Mandaluyong City	10,463	799	730	1,529	14.61	871	730	1,601	15.30	926	799
San Juan	3,310	184	184	368	11.12	207	208	415	12.54	234	232
Manila City	48,220	3,308	2,859	6,167	12.79	3,307	2,918	6,225	12.91	3,553	3,204
Las Piñas City	15,952	1,157	1,070	2,227	13.96	1,271	1,131	2,402	15.06	1,393	1,395
Muntinlupa City	13,666	1,001	904	1,905	13.94	978	956	1,934	14.15	1,094	1,054
Parañaque City	18,035	1,833	1,624	3,457	19.17	1,802	1,686	3,488	19.34	1,885	1,814
Pasay City	11,283	994	902	1,896	16.80	933	839	1,772	15.71	999	918

Area	Elig. Pop. (Total Pop. X 2.7%)	Pentavalent 1				Pentavalent 2				Pentavalent 3	
		Male	Female	Total	%	Male	Female	Total	%	Male	Female
PHILIPPINES	2,832,883	31,022	29,412	60,434	2.13	30,961	29,914	60,875	2.15	33,584	32,539
N C R	348,812	31,022	29,412	60,434	17.33	30,961	29,914	60,875	17.45	33,584	32,539
C A R	49,878	0	0	0	0.00	0	0	0	0.00	0	0
Abra	6,913			0	0.00			0	0.00		
Apayao	3,541			0	0.00			0	0.00		
Benguet	12,545			0	0.00			0	0.00		
Ifugao	6,031			0	0.00			0	0.00		
Kalinga	6,307			0	0.00			0	0.00		
Mt. Province	4,832			0	0.00			0	0.00		
Baguio City	9,710			0	0.00			0	0.00		
Region 1	142,108	0	0	0	0.00	0	0	0	0.00	0	0
Ilocos Norte	13,081			0	0.00			0	0.00		
Ilocos Sur	15,911			0	0.00			0	0.00		
La Union	18,406			0	0.00			0	0.00		
Pangasinan	68,378			0	0.00			0	0.00		
Alaminos City	2,584			0	0.00			0	0.00		
Candon City	1,677			0	0.00			0	0.00		
Dagupan City	4,933			0	0.00			0	0.00		
Laoag City	3,016			0	0.00			0	0.00		
San Carlos City	5,431			0	0.00			0	0.00		
San Fernando City	3,372			0	0.00			0	0.00		

Area	Elig. Pop. (Total Pop. X 2.7%)	Pentavalent 1				Pentavalent 2				Pentaval	
		Male	Female	Total	%	Male	Female	Total	%	Male	Female
PHILIPPINES	2,832,883	31,022	29,412	60,434	2.13	30,961	29,914	60,875	2.15	33,584	32,539
N C R	348,812	31,022	29,412	60,434	17.33	30,961	29,914	60,875	17.45	33,584	32,539
Urdaneta City	3,829			0	0.00			0	0.00		
Vigan City	1,490			0	0.00			0	0.00		
Region 2	97,082	0	0	0	0.00	0	0	0	0.00	0	0
Batanes	512			0	0.00			0	0.00		
Cagayan	29,110			0	0.00			0	0.00		
Isabela	33,229			0	0.00			0	0.00		
Nueva Vizcaya	12,900			0	0.00			0	0.00		
Quirino	5,550			0	0.00			0	0.00		
Cauayan City	3,636			0	0.00			0	0.00		
Ilagan City	4,087			0	0.00			0	0.00		
Santiago City	3,785			0	0.00			0	0.00		
Tuguegarao City	4,273			0	0.00			0	0.00		
Region 3	308,533	0	0	0	0.00	0	0	0	0.00	0	0
Aurora	6,415			0	0.00			0	0.00		
Bataan	18,124			0	0.00			0	0.00		
Bulacan	63,017			0	0.00			0	0.00		
Nueva Ecija	39,976			0	0.00			0	0.00		
Pampanga	44,258			0	0.00			0	0.00		
Tarlac	28,411			0	0.00			0	0.00		
Zambales	16,415			0	0.00			0	0.00		

Area	Elig. Pop. (Total Pop. X 2.7%)	Pentavalent 1				Pentavalent 2				Pentavalent 3	
		Male	Female	Total	%	Male	Female	Total	%	Male	Female
PHILIPPINES	2,832,883	31,022	29,412	60,434	2.13	30,961	29,914	60,875	2.15	33,584	32,539
N C R	348,812	31,022	29,412	60,434	17.33	30,961	29,914	60,875	17.45	33,584	32,539
Angeles City	11,104			0	0.00			0	0.00		
Balanga City	2,620			0	0.00			0	0.00		
Cabanatuan City	8,182			0	0.00			0	0.00		
City of San Fernando	8,272			0	0.00			0	0.00		
Gapan City	2,986			0	0.00			0	0.00		
Mabalacat City	6,765			0	0.00			0	0.00		
Malolos City	7,039			0	0.00			0	0.00		
Meycauayan	5,838			0	0.00			0	0.00		
Olongapo	6,474			0	0.00			0	0.00		
Palayan City	1,111			0	0.00			0	0.00		
San Jose City	3,783			0	0.00			0	0.00		
San Jose del Monte City	16,030			0	0.00			0	0.00		
Science City of Munoz	2,206			0	0.00			0	0.00		
Tarlac City	9,507			0	0.00			0	0.00		
Region 4A	395,803	0	0	0	0.00	0	0	0	0.00	0	0
Batangas	49,943			0	0.00			0	0.00		
Cavite	37,001			0	0.00			0	0.00		
Laguna	27,361			0	0.00			0	0.00		
Quezon	49,968			0	0.00			0	0.00		
Rizal	58,564			0	0.00			0	0.00		
Antipolo City	21,571			0	0.00			0	0.00		

Area	Elig. Pop. (Total Pop. X 2.7%)	Pentavalent 1				Pentavalent 2				Pentavalent 3	
		Male	Female	Total	%	Male	Female	Total	%	Male	Female
PHILIPPINES	2,832,883	31,022	29,412	60,434	2.13	30,961	29,914	60,875	2.15	33,584	32,539
N C R	348,812	31,022	29,412	60,434	17.33	30,961	29,914	60,875	17.45	33,584	32,539
Bacoor City	16,211			0	0.00			0	0.00		
Batangas City	8,864			0	0.00			0	0.00		
Biñan City	9,175			0	0.00			0	0.00		
Cabuyao City	8,506			0	0.00			0	0.00		
Calamba City	12,521			0	0.00			0	0.00		
Cavite City	2,775			0	0.00			0	0.00		
Dasmariñas City	17,787			0	0.00			0	0.00		
General Trias City	8,483			0	0.00			0	0.00		
Imus City	10,898			0	0.00			0	0.00		
Lipa City	8,931			0	0.00			0	0.00		
Lucena City	7,573			0	0.00			0	0.00		
San Pablo City	7,330			0	0.00			0	0.00		
San Pedro City	8,976			0	0.00			0	0.00		
Santa Rosa City	9,746			0	0.00			0	0.00		
Tagaytay City	1,921			0	0.00			0	0.00		
Tanauan City	4,658			0	0.00			0	0.00		
Tayabas City	2,838			0	0.00			0	0.00		
Trece Martires City	4,203			0	0.00			0	0.00		
Region 4B	86,845	0	0	0	0.00	0	0	0	0.00	0	0
Marinduque	7,009			0	0.00			0	0.00		
Mindoro Occidental	14,415			0	0.00			0	0.00		
Mindoro Oriental	24,781			0	0.00			0	0.00		
Palawan	24,471			0	0.00			0	0.00		

Area	Elig. Pop. (Total Pop. X 2.7%)	Pentavalent 1				Pentavalent 2				Pentaval	
		Male	Female	Total	%	Male	Female	Total	%	Male	Female
PHILIPPINES	2,832,883	31,022	29,412	60,434	2.13	30,961	29,914	60,875	2.15	33,584	32,539
N C R	348,812	31,022	29,412	60,434	17.33	30,961	29,914	60,875	17.45	33,584	32,539
Romblon	8,820			0	0.00			0	0.00		
Puerto Princesa City	7,349			0	0.00			0	0.00		
Region 5	169,200	0	0	0	0.00	0	0	0	0.00	0	0
Albay	32,250			0	0.00			0	0.00		
Camarines Norte	17,007			0	0.00			0	0.00		
Camarines Sur	48,225			0	0.00			0	0.00		
Catanduanes	7,750			0	0.00			0	0.00		
Masbate	25,866			0	0.00			0	0.00		
Sorsogon	23,407			0	0.00			0	0.00		
Iriga City	3,277			0	0.00			0	0.00		
Legaspi City	5,671			0	0.00			0	0.00		
Naga City	5,747			0	0.00			0	0.00		
Region 6	213,837	0	0	0	0.00	0	0	0	0.00	0	0
Aklan	16,209			0	0.00			0	0.00		
Antique	17,086			0	0.00			0	0.00		
Capiz	16,542			0	0.00			0	0.00		
Guimaras	4,928			0	0.00			0	0.00		
Iloilo	51,803			0	0.00			0	0.00		
Negros Occidental	30,396			0	0.00			0	0.00		

Area	Elig. Pop. (Total Pop. X 2.7%)	Pentavalent 1				Pentavalent 2				Pentavalent 3	
		Male	Female	Total	%	Male	Female	Total	%	Male	Female
PHILIPPINES	2,832,883	31,022	29,412	60,434	2.13	30,961	29,914	60,875	2.15	33,584	32,539
N C R	348,812	31,022	29,412	60,434	17.33	30,961	29,914	60,875	17.45	33,584	32,539
Bacolod City	16,139			0	0.00			0	0.00		
Bago City	4,911			0	0.00			0	0.00		
Cadiz City	4,444			0	0.00			0	0.00		
Escalante City	2,702			0	0.00			0	0.00		
Himamaylan City	3,070			0	0.00			0	0.00		
Iloilo City	12,505			0	0.00			0	0.00		
Kabankalan City	5,227			0	0.00			0	0.00		
La Carlota City	1,852			0	0.00			0	0.00		
Passi City	2,248			0	0.00			0	0.00		
Roxas City	4,648			0	0.00			0	0.00		
Sagay City	4,201			0	0.00			0	0.00		
San Carlos City	3,807			0	0.00			0	0.00		
Silay City	3,646			0	0.00			0	0.00		
Sipalay City	2,013			0	0.00			0	0.00		
Talisay City	2,936			0	0.00			0	0.00		
Victorias City	2,526			0	0.00			0	0.00		
Region 7	207,623	0	0	0	0.00	0	0	0	0.00	0	0
Bohol	35,732			0	0.00			0	0.00		
Cebu	65,901			0	0.00			0	0.00		
Negros Oriental	25,743			0	0.00			0	0.00		
Siquijor	2,825			0	0.00			0	0.00		

Area	Elig. Pop. (Total Pop. X 2.7%)	Pentavalent 1				Pentavalent 2				Pentavalent 3	
		Male	Female	Total	%	Male	Female	Total	%	Male	Female
PHILIPPINES	2,832,883	31,022	29,412	60,434	2.13	30,961	29,914	60,875	2.15	33,584	32,539
N C R	348,812	31,022	29,412	60,434	17.33	30,961	29,914	60,875	17.45	33,584	32,539
Bais City	2,196			0	0.00			0	0.00		
Bayawan City	3,393			0	0.00			0	0.00		
Canlaon City	1,569			0	0.00			0	0.00		
Cebu City	25,286			0	0.00			0	0.00		
Danao City	3,740			0	0.00			0	0.00		
Dumaguete City	3,781			0	0.00			0	0.00		
Lapu-Lapu City	11,185			0	0.00			0	0.00		
Mandaue City	9,939			0	0.00			0	0.00		
Tagbilaran City	3,106			0	0.00			0	0.00		
Talisay City	6,239			0	0.00			0	0.00		
Tanjay City	2,318			0	0.00			0	0.00		
Toledo City	4,668			0	0.00			0	0.00		
Region 8	127,032	0	0	0	0.00	0	0	0	0.00	0	0
Biliran	5,180			0	0.00			0	0.00		
Eastern Samar	13,363			0	0.00			0	0.00		
Northern Leyte	42,082			0	0.00			0	0.00		
Northern Samar	18,603			0	0.00			0	0.00		
Southern Leyte	9,766			0	0.00			0	0.00		
Western Samar	17,436			0	0.00			0	0.00		
Calbayog City	5,373			0	0.00			0	0.00		
Maasin City	2,486			0	0.00			0	0.00		
Ormoc City	5,994			0	0.00			0	0.00		

Area	Elig. Pop. (Total Pop. X 2.7%)	Pentavalent 1				Pentavalent 2				Pentavalent 3	
		Male	Female	Total	%	Male	Female	Total	%	Male	Female
PHILIPPINES	2,832,883	31,022	29,412	60,434	2.13	30,961	29,914	60,875	2.15	33,584	32,539
N C R	348,812	31,022	29,412	60,434	17.33	30,961	29,914	60,875	17.45	33,584	32,539
Tacloban City	6,748			0	0.00			0	0.00		
Region 9	105,196	0	0	0	0.00	0	0	0	0.00	0	0
Zamboanga del Norte	23,031			0	0.00			0	0.00		
Zamboanga del Sur	23,637			0	0.00			0	0.00		
Zamboanga Sibugay	18,421			0	0.00			0	0.00		
Dapitan City	2,378			0	0.00			0	0.00		
Dipolog City	3,773			0	0.00			0	0.00		
Isabela City	3,059			0	0.00			0	0.00		
Pagadian City	5,797			0	0.00			0	0.00		
Zamboanga City	25,099			0	0.00			0	0.00		
Region 10	131,148	0	0	0	0.00	0	0	0	0.00	0	0
Bukidnon	29,003			0	0.00			0	0.00		
Camiguin	2,576			0	0.00			0	0.00		
Lanao del Norte	19,169			0	0.00			0	0.00		
Misamis Occidental	9,349			0	0.00			0	0.00		
Misamis Oriental	19,740			0	0.00			0	0.00		
Cagayan de Oro City	18,697			0	0.00			0	0.00		
El Salvador City	1,389			0	0.00			0	0.00		
Gingoog City	3,448			0	0.00			0	0.00		

Area	Elig. Pop. (Total Pop. X 2.7%)	Pentavalent 1				Pentavalent 2				Pentavalent 3	
		Male	Female	Total	%	Male	Female	Total	%	Male	Female
PHILIPPINES	2,832,883	31,022	29,412	60,434	2.13	30,961	29,914	60,875	2.15	33,584	32,539
N C R	348,812	31,022	29,412	60,434	17.33	30,961	29,914	60,875	17.45	33,584	32,539
Iligan City	9,710			0	0.00			0	0.00		
Malaybalay City	4,835			0	0.00			0	0.00		
Oroquieta City	2,026			0	0.00			0	0.00		
Ozamis City	4,061			0	0.00			0	0.00		
Tangub City	1,804			0	0.00			0	0.00		
Valencia City	5,343			0	0.00			0	0.00		
Region 11	139,135	0	0	0	0.00	0	0	0	0.00	0	0
Compostela Valley	21,386			0	0.00			0	0.00		
Davao del Norte	29,194			0	0.00			0	0.00		
Davao del Sur	17,739			0	0.00			0	0.00		
Davao Oriental	16,151			0	0.00			0	0.00		
Davao Occidental	8,871			0	0.00			0	0.00		
Davao City	45,794			0	0.00			0	0.00		
Region 12	129,066	0	0	0	0.00	0	0	0	0.00	0	0
North Cotabato	38,710			0	0.00			0	0.00		
Sarangani	15,624			0	0.00			0	0.00		
South Cotabato	25,845			0	0.00			0	0.00		
Sultan Kudarat	23,457			0	0.00			0	0.00		
Cotabato City	8,645			0	0.00			0	0.00		

Area	Elig. Pop. (Total Pop. X 2.7%)	Pentavalent 1				Pentavalent 2				Pentavalent 3	
		Male	Female	Total	%	Male	Female	Total	%	Male	Female
PHILIPPINES	2,832,883	31,022	29,412	60,434	2.13	30,961	29,914	60,875	2.15	33,584	32,539
N C R	348,812	31,022	29,412	60,434	17.33	30,961	29,914	60,875	17.45	33,584	32,539
Gen. Santos City	16,785			0	0.00			0	0.00		
A.R.M.M.	105,215	0	0	0	0.00	0	0	0	0.00	0	0
Basilan	7,530			0	0.00			0	0.00		
Lanao del Sur	24,507			0	0.00			0	0.00		
Maguindanao	30,325			0	0.00			0	0.00		
Sulu	23,100			0	0.00			0	0.00		
Tawi-Tawi	11,821			0	0.00			0	0.00		
Lamitan City	2,072			0	0.00			0	0.00		
Marawi City	5,862			0	0.00			0	0.00		
CARAGA	76,372	0	0	0	0.00	0	0	0	0.00	0	0
Agusan del Norte	10,339			0	0.00			0	0.00		
Agusan del Sur	21,166			0	0.00			0	0.00		
Surigao del Norte	9,321			0	0.00			0	0.00		
Surigao del Sur	14,612			0	0.00			0	0.00		
Province of Dinagat	3,987			0	0.00			0	0.00		
Bislig City	2,775			0	0.00			0	0.00		
Butuan City	9,831			0	0.00			0	0.00		
Surigao City	4,341			0	0.00			0	0.00		

Legend:

Area	Elig. Pop. (Total Pop. X 2.7%)	Pentavalent 1				Pentavalent 2				Pentaval	
		Male	Female	Total	%	Male	Female	Total	%	Male	Female
PHILIPPINES	2,832,883	31,022	29,412	60,434	2.13	30,961	29,914	60,875	2.15	33,584	32,539
N C R	348,812	31,022	29,412	60,434	17.33	30,961	29,914	60,875	17.45	33,584	32,539

0 = No Case

* = No Report

Second Quarter

Item 3	
Total	%
66,123	2.33
66,123	18.96
1,692	17.09
1,330	19.68
2,705	16.10
8,146	18.99
1,735	14.21
3,195	15.62
265	15.32
2,899	13.30
22,916	28.81
1,740	11.03
1,725	16.49
466	14.08
6,757	14.01
2,788	17.48
2,148	15.72
3,699	20.51
1,917	16.99

Second Quarter

Item 3	
Total	%
66,123	2.33
66,123	18.96
0	0.00
0	0.00
0	0.00
0	0.00
0	0.00
0	0.00
0	0.00
0	0.00
0	0.00
0	0.00
0	0.00
0	0.00
0	0.00
0	0.00
0	0.00
0	0.00
0	0.00
0	0.00
0	0.00
0	0.00
0	0.00
0	0.00
0	0.00
0	0.00
0	0.00
0	0.00

Second Quarter

Item 3	
Total	%
66,123	2.33
66,123	18.96
0	0.00
0	0.00
0	0.00
0	0.00
0	0.00
0	0.00
0	0.00
0	0.00
0	0.00
0	0.00
0	0.00
0	0.00
0	0.00
0	0.00
0	0.00
0	0.00
0	0.00
0	0.00
0	0.00
0	0.00
0	0.00
0	0.00
0	0.00
0	0.00
0	0.00

Second Quarter

Item 3

Total	%
66,123	2.33
66,123	18.96

CHILD CARE

2017 - Quarterly Report

Children given Pentavalent Vaccines

Third Quarter

Area	Elig. Pop. (Total Pop. X 2.7%)	Pentavalent 1				Pentavalent 2				Pentavalent 3			
		Male	Female	Total	%	Male	Female	Total	%	Male	Female	Total	%
PHILIPPINES	2,832,883	33,627	32,178	65,805	2.32	31,498	30,753	62,251	2.20	30,832	29,937	60,769	2.15
N C R	348,812	33,627	32,178	65,805	18.87	31,498	30,753	62,251	17.85	30,832	29,937	60,769	17.42
Malabon	9,901	866	736	1,602	16.18	772	695	1,467	14.82	664	685	1,349	13.62
Navotas	6,757	734	746	1,480	21.90	663	669	1,332	19.71	631	641	1,272	18.82
Valenzuela City	16,806	1,406	1,324	2,730	16.24	1,288	1,285	2,573	15.31	1,233	1,226	2,459	14.63
Caloocan City	42,906	4,528	4,355	8,883	20.70	4,278	4,106	8,384	19.54	4,054	3,881	7,935	18.49
Marikina City	12,209	1,002	954	1,956	16.02	946	795	1,741	14.26	885	803	1,688	13.83
Pasig City	20,459	1,974	1,979	3,953	19.32	1,828	1,852	3,680	17.99	1,815	1,816	3,631	17.75
Pateros	1,729	154	138	292	16.89	152	162	314	18.16	156	138	294	17.00
Taguig	21,803	1,887	1,733	3,620	16.60	1,730	1,662	3,392	15.56	1,613	1,554	3,167	14.53
Quezon City	79,532	10,150	9,885	20,035	25.19	9,805	9,755	19,560	24.59	9,511	9,521	19,032	23.93
Makati City	15,781	947	891	1,838	11.65	891	886	1,777	11.26	941	827	1,768	11.20
Mandaluyong City	10,463	899	1,037	1,936	18.50	699	1,118	1,817	17.37	805	1,178	1,983	18.95
San Juan	3,310	364	315	679	20.52	377	278	655	19.79	363	278	641	19.37
Manila City	48,220	3,570	3,294	6,864	14.23	3,277	3,032	6,309	13.08	3,419	2,914	6,333	13.13
Las Piñas City	15,952	1,343	1,275	2,618	16.41	1,253	1,172	2,425	15.20	1,211	1,175	2,386	14.96
Muntinlupa City	13,666	801	771	1,572	11.50	773	725	1,498	10.96	844	817	1,661	12.15
Parañaque City	18,035	1,947	1,766	3,713	20.59	1,796	1,640	3,436	19.05	1,754	1,586	3,340	18.52
Pasay City	11,283	1,055	979	2,034	18.03	970	921	1,891	16.76	933	897	1,830	16.22

Third Quarter

Area	Elig. Pop. (Total Pop. X 2.7%)	Pentavalent 1				Pentavalent 2				Pentavalent 3			
		Male	Female	Total	%	Male	Female	Total	%	Male	Female	Total	%
PHILIPPINES	2,832,883	33,627	32,178	65,805	2.32	31,498	30,753	62,251	2.20	30,832	29,937	60,769	2.15
N C R	348,812	33,627	32,178	65,805	18.87	31,498	30,753	62,251	17.85	30,832	29,937	60,769	17.42
C A R	49,878	0	0	0	0.00	0	0	0	0.00	0	0	0	0.00
Abra	6,913			0	0.00			0	0.00			0	0.00
Apayao	3,541			0	0.00			0	0.00			0	0.00
Benguet	12,545			0	0.00			0	0.00			0	0.00
Ifugao	6,031			0	0.00			0	0.00			0	0.00
Kalinga	6,307			0	0.00			0	0.00			0	0.00
Mt. Province	4,832			0	0.00			0	0.00			0	0.00
Baguio City	9,710			0	0.00			0	0.00			0	0.00
Region 1	142,108	0	0	0	0.00	0	0	0	0.00	0	0	0	0.00
Ilocos Norte	13,081			0	0.00			0	0.00			0	0.00
Ilocos Sur	15,911			0	0.00			0	0.00			0	0.00
La Union	18,406			0	0.00			0	0.00			0	0.00
Pangasinan	68,378			0	0.00			0	0.00			0	0.00
Alaminos City	2,584			0	0.00			0	0.00			0	0.00
Candon City	1,677			0	0.00			0	0.00			0	0.00
Dagupan City	4,933			0	0.00			0	0.00			0	0.00
Laoag City	3,016			0	0.00			0	0.00			0	0.00
San Carlos City	5,431			0	0.00			0	0.00			0	0.00
San Fernando City	3,372			0	0.00			0	0.00			0	0.00

Third Quarter

Area	Elig. Pop. (Total Pop. X 2.7%)	Pentavalent 1				Pentavalent 2				Pentavalent 3			
		Male	Female	Total	%	Male	Female	Total	%	Male	Female	Total	%
PHILIPPINES	2,832,883	33,627	32,178	65,805	2.32	31,498	30,753	62,251	2.20	30,832	29,937	60,769	2.15
N C R	348,812	33,627	32,178	65,805	18.87	31,498	30,753	62,251	17.85	30,832	29,937	60,769	17.42
Urdaneta City	3,829			0	0.00			0	0.00			0	0.00
Vigan City	1,490			0	0.00			0	0.00			0	0.00
Region 2	97,082	0	0	0	0.00	0	0	0	0.00	0	0	0	0.00
Batanes	512			0	0.00			0	0.00			0	0.00
Cagayan	29,110			0	0.00			0	0.00			0	0.00
Isabela	33,229			0	0.00			0	0.00			0	0.00
Nueva Vizcaya	12,900			0	0.00			0	0.00			0	0.00
Quirino	5,550			0	0.00			0	0.00			0	0.00
Cauayan City	3,636			0	0.00			0	0.00			0	0.00
Ilagan City	4,087			0	0.00			0	0.00			0	0.00
Santiago City	3,785			0	0.00			0	0.00			0	0.00
Tuguegarao City	4,273			0	0.00			0	0.00			0	0.00
Region 3	308,533	0	0	0	0.00	0	0	0	0.00	0	0	0	0.00
Aurora	6,415			0	0.00			0	0.00			0	0.00
Bataan	18,124			0	0.00			0	0.00			0	0.00
Bulacan	63,017			0	0.00			0	0.00			0	0.00
Nueva Ecija	39,976			0	0.00			0	0.00			0	0.00
Pampanga	44,258			0	0.00			0	0.00			0	0.00
Tarlac	28,411			0	0.00			0	0.00			0	0.00
Zambales	16,415			0	0.00			0	0.00			0	0.00

Third Quarter

Area	Elig. Pop. (Total Pop. X 2.7%)	Pentavalent 1				Pentavalent 2				Pentavalent 3			
		Male	Female	Total	%	Male	Female	Total	%	Male	Female	Total	%
PHILIPPINES	2,832,883	33,627	32,178	65,805	2.32	31,498	30,753	62,251	2.20	30,832	29,937	60,769	2.15
N C R	348,812	33,627	32,178	65,805	18.87	31,498	30,753	62,251	17.85	30,832	29,937	60,769	17.42
Angeles City	11,104			0	0.00			0	0.00			0	0.00
Balanga City	2,620			0	0.00			0	0.00			0	0.00
Cabanatuan City	8,182			0	0.00			0	0.00			0	0.00
City of San Fernando	8,272			0	0.00			0	0.00			0	0.00
Gapan City	2,986			0	0.00			0	0.00			0	0.00
Mabalacat City	6,765			0	0.00			0	0.00			0	0.00
Malolos City	7,039			0	0.00			0	0.00			0	0.00
Meycauayan	5,838			0	0.00			0	0.00			0	0.00
Olongapo	6,474			0	0.00			0	0.00			0	0.00
Palayan City	1,111			0	0.00			0	0.00			0	0.00
San Jose City	3,783			0	0.00			0	0.00			0	0.00
San Jose del Monte City	16,030			0	0.00			0	0.00			0	0.00
Science City of Munoz	2,206			0	0.00			0	0.00			0	0.00
Tarlac City	9,507			0	0.00			0	0.00			0	0.00
Region 4A	395,803	0	0	0	0.00	0	0	0	0.00	0	0	0	0.00
Batangas	49,943			0	0.00			0	0.00			0	0.00
Cavite	37,001			0	0.00			0	0.00			0	0.00
Laguna	27,361			0	0.00			0	0.00			0	0.00
Quezon	49,968			0	0.00			0	0.00			0	0.00
Rizal	58,564			0	0.00			0	0.00			0	0.00
Antipolo City	21,571			0	0.00			0	0.00			0	0.00

Third Quarter

Area	Elig. Pop. (Total Pop. X 2.7%)	Pentavalent 1				Pentavalent 2				Pentavalent 3			
		Male	Female	Total	%	Male	Female	Total	%	Male	Female	Total	%
PHILIPPINES	2,832,883	33,627	32,178	65,805	2.32	31,498	30,753	62,251	2.20	30,832	29,937	60,769	2.15
N C R	348,812	33,627	32,178	65,805	18.87	31,498	30,753	62,251	17.85	30,832	29,937	60,769	17.42
Bacoor City	16,211			0	0.00			0	0.00			0	0.00
Batangas City	8,864			0	0.00			0	0.00			0	0.00
Biñan City	9,175			0	0.00			0	0.00			0	0.00
Cabuyao City	8,506			0	0.00			0	0.00			0	0.00
Calamba City	12,521			0	0.00			0	0.00			0	0.00
Cavite City	2,775			0	0.00			0	0.00			0	0.00
Dasmariñas City	17,787			0	0.00			0	0.00			0	0.00
General Trias City	8,483			0	0.00			0	0.00			0	0.00
Imus City	10,898			0	0.00			0	0.00			0	0.00
Lipa City	8,931			0	0.00			0	0.00			0	0.00
Lucena City	7,573			0	0.00			0	0.00			0	0.00
San Pablo City	7,330			0	0.00			0	0.00			0	0.00
San Pedro City	8,976			0	0.00			0	0.00			0	0.00
Santa Rosa City	9,746			0	0.00			0	0.00			0	0.00
Tagaytay City	1,921			0	0.00			0	0.00			0	0.00
Tanauan City	4,658			0	0.00			0	0.00			0	0.00
Tayabas City	2,838			0	0.00			0	0.00			0	0.00
Trece Martires City	4,203			0	0.00			0	0.00			0	0.00
Region 4B	86,845	0	0	0	0.00	0	0	0	0.00	0	0	0	0.00
Marinduque	7,009			0	0.00			0	0.00			0	0.00
Mindoro Occidental	14,415			0	0.00			0	0.00			0	0.00
Mindoro Oriental	24,781			0	0.00			0	0.00			0	0.00
Palawan	24,471			0	0.00			0	0.00			0	0.00

Third Quarter

Area	Elig. Pop. (Total Pop. X 2.7%)	Pentavalent 1				Pentavalent 2				Pentavalent 3			
		Male	Female	Total	%	Male	Female	Total	%	Male	Female	Total	%
PHILIPPINES	2,832,883	33,627	32,178	65,805	2.32	31,498	30,753	62,251	2.20	30,832	29,937	60,769	2.15
N C R	348,812	33,627	32,178	65,805	18.87	31,498	30,753	62,251	17.85	30,832	29,937	60,769	17.42
Romblon	8,820			0	0.00			0	0.00			0	0.00
Puerto Princesa City	7,349			0	0.00			0	0.00			0	0.00
Region 5	169,200	0	0	0	0.00	0	0	0	0.00	0	0	0	0.00
Albay	32,250			0	0.00			0	0.00			0	0.00
Camarines Norte	17,007			0	0.00			0	0.00			0	0.00
Camarines Sur	48,225			0	0.00			0	0.00			0	0.00
Catanduanes	7,750			0	0.00			0	0.00			0	0.00
Masbate	25,866			0	0.00			0	0.00			0	0.00
Sorsogon	23,407			0	0.00			0	0.00			0	0.00
Iriga City	3,277			0	0.00			0	0.00			0	0.00
Legaspi City	5,671			0	0.00			0	0.00			0	0.00
Naga City	5,747			0	0.00			0	0.00			0	0.00
Region 6	213,837	0	0	0	0.00	0	0	0	0.00	0	0	0	0.00
Aklan	16,209			0	0.00			0	0.00			0	0.00
Antique	17,086			0	0.00			0	0.00			0	0.00
Capiz	16,542			0	0.00			0	0.00			0	0.00
Guimaras	4,928			0	0.00			0	0.00			0	0.00
Iloilo	51,803			0	0.00			0	0.00			0	0.00
Negros Occidental	30,396			0	0.00			0	0.00			0	0.00

Third Quarter

Area	Elig. Pop. (Total Pop. X 2.7%)	Pentavalent 1				Pentavalent 2				Pentavalent 3			
		Male	Female	Total	%	Male	Female	Total	%	Male	Female	Total	%
PHILIPPINES	2,832,883	33,627	32,178	65,805	2.32	31,498	30,753	62,251	2.20	30,832	29,937	60,769	2.15
N C R	348,812	33,627	32,178	65,805	18.87	31,498	30,753	62,251	17.85	30,832	29,937	60,769	17.42
Bacolod City	16,139			0	0.00			0	0.00			0	0.00
Bago City	4,911			0	0.00			0	0.00			0	0.00
Cadiz City	4,444			0	0.00			0	0.00			0	0.00
Escalante City	2,702			0	0.00			0	0.00			0	0.00
Himamaylan City	3,070			0	0.00			0	0.00			0	0.00
Iloilo City	12,505			0	0.00			0	0.00			0	0.00
Kabankalan City	5,227			0	0.00			0	0.00			0	0.00
La Carlota City	1,852			0	0.00			0	0.00			0	0.00
Passi City	2,248			0	0.00			0	0.00			0	0.00
Roxas City	4,648			0	0.00			0	0.00			0	0.00
Sagay City	4,201			0	0.00			0	0.00			0	0.00
San Carlos City	3,807			0	0.00			0	0.00			0	0.00
Silay City	3,646			0	0.00			0	0.00			0	0.00
Sipalay City	2,013			0	0.00			0	0.00			0	0.00
Talisay City	2,936			0	0.00			0	0.00			0	0.00
Victorias City	2,526			0	0.00			0	0.00			0	0.00
Region 7	207,623	0	0	0	0.00	0	0	0	0.00	0	0	0	0.00
Bohol	35,732			0	0.00			0	0.00			0	0.00
Cebu	65,901			0	0.00			0	0.00			0	0.00
Negros Oriental	25,743			0	0.00			0	0.00			0	0.00
Siquijor	2,825			0	0.00			0	0.00			0	0.00

Third Quarter

Area	Elig. Pop. (Total Pop. X 2.7%)	Pentavalent 1				Pentavalent 2				Pentavalent 3			
		Male	Female	Total	%	Male	Female	Total	%	Male	Female	Total	%
PHILIPPINES	2,832,883	33,627	32,178	65,805	2.32	31,498	30,753	62,251	2.20	30,832	29,937	60,769	2.15
N C R	348,812	33,627	32,178	65,805	18.87	31,498	30,753	62,251	17.85	30,832	29,937	60,769	17.42
Bais City	2,196			0	0.00			0	0.00			0	0.00
Bayawan City	3,393			0	0.00			0	0.00			0	0.00
Canlaon City	1,569			0	0.00			0	0.00			0	0.00
Cebu City	25,286			0	0.00			0	0.00			0	0.00
Danao City	3,740			0	0.00			0	0.00			0	0.00
Dumaguete City	3,781			0	0.00			0	0.00			0	0.00
Lapu-Lapu City	11,185			0	0.00			0	0.00			0	0.00
Mandaue City	9,939			0	0.00			0	0.00			0	0.00
Tagbilaran City	3,106			0	0.00			0	0.00			0	0.00
Talisay City	6,239			0	0.00			0	0.00			0	0.00
Tanjay City	2,318			0	0.00			0	0.00			0	0.00
Toledo City	4,668			0	0.00			0	0.00			0	0.00
Region 8	127,032	0	0	0	0.00	0	0	0	0.00	0	0	0	0.00
Biliran	5,180			0	0.00			0	0.00			0	0.00
Eastern Samar	13,363			0	0.00			0	0.00			0	0.00
Northern Leyte	42,082			0	0.00			0	0.00			0	0.00
Northern Samar	18,603			0	0.00			0	0.00			0	0.00
Southern Leyte	9,766			0	0.00			0	0.00			0	0.00
Western Samar	17,436			0	0.00			0	0.00			0	0.00
Calbayog City	5,373			0	0.00			0	0.00			0	0.00
Maasin City	2,486			0	0.00			0	0.00			0	0.00
Ormoc City	5,994			0	0.00			0	0.00			0	0.00

Third Quarter

Area	Elig. Pop. (Total Pop. X 2.7%)	Pentavalent 1				Pentavalent 2				Pentavalent 3			
		Male	Female	Total	%	Male	Female	Total	%	Male	Female	Total	%
PHILIPPINES	2,832,883	33,627	32,178	65,805	2.32	31,498	30,753	62,251	2.20	30,832	29,937	60,769	2.15
N C R	348,812	33,627	32,178	65,805	18.87	31,498	30,753	62,251	17.85	30,832	29,937	60,769	17.42
Tacloban City	6,748			0	0.00			0	0.00			0	0.00
Region 9	105,196	0	0	0	0.00	0	0	0	0.00	0	0	0	0.00
Zamboanga del Norte	23,031			0	0.00			0	0.00			0	0.00
Zamboanga del Sur	23,637			0	0.00			0	0.00			0	0.00
Zamboanga Sibugay	18,421			0	0.00			0	0.00			0	0.00
Dapitan City	2,378			0	0.00			0	0.00			0	0.00
Dipolog City	3,773			0	0.00			0	0.00			0	0.00
Isabela City	3,059			0	0.00			0	0.00			0	0.00
Pagadian City	5,797			0	0.00			0	0.00			0	0.00
Zamboanga City	25,099			0	0.00			0	0.00			0	0.00
Region 10	131,148	0	0	0	0.00	0	0	0	0.00	0	0	0	0.00
Bukidnon	29,003			0	0.00			0	0.00			0	0.00
Camiguin	2,576			0	0.00			0	0.00			0	0.00
Lanao del Norte	19,169			0	0.00			0	0.00			0	0.00
Misamis Occidental	9,349			0	0.00			0	0.00			0	0.00
Misamis Oriental	19,740			0	0.00			0	0.00			0	0.00
Cagayan de Oro City	18,697			0	0.00			0	0.00			0	0.00
El Salvador City	1,389			0	0.00			0	0.00			0	0.00
Gingoog City	3,448			0	0.00			0	0.00			0	0.00

Third Quarter

Area	Elig. Pop. (Total Pop. X 2.7%)	Pentavalent 1				Pentavalent 2				Pentavalent 3			
		Male	Female	Total	%	Male	Female	Total	%	Male	Female	Total	%
PHILIPPINES	2,832,883	33,627	32,178	65,805	2.32	31,498	30,753	62,251	2.20	30,832	29,937	60,769	2.15
N C R	348,812	33,627	32,178	65,805	18.87	31,498	30,753	62,251	17.85	30,832	29,937	60,769	17.42
Iligan City	9,710			0	0.00			0	0.00			0	0.00
Malaybalay City	4,835			0	0.00			0	0.00			0	0.00
Oroquieta City	2,026			0	0.00			0	0.00			0	0.00
Ozamis City	4,061			0	0.00			0	0.00			0	0.00
Tangub City	1,804			0	0.00			0	0.00			0	0.00
Valencia City	5,343			0	0.00			0	0.00			0	0.00
Region 11	139,135	0	0	0	0.00	0	0	0	0.00	0	0	0	0.00
Compostela Valley	21,386			0	0.00			0	0.00			0	0.00
Davao del Norte	29,194			0	0.00			0	0.00			0	0.00
Davao del Sur	17,739			0	0.00			0	0.00			0	0.00
Davao Oriental	16,151			0	0.00			0	0.00			0	0.00
Davao Occidental	8,871			0	0.00			0	0.00			0	0.00
Davao City	45,794			0	0.00			0	0.00			0	0.00
Region 12	129,066	0	0	0	0.00	0	0	0	0.00	0	0	0	0.00
North Cotabato	38,710			0	0.00			0	0.00			0	0.00
Sarangani	15,624			0	0.00			0	0.00			0	0.00
South Cotabato	25,845			0	0.00			0	0.00			0	0.00
Sultan Kudarat	23,457			0	0.00			0	0.00			0	0.00
Cotabato City	8,645			0	0.00			0	0.00			0	0.00

Third Quarter

Area	Elig. Pop. (Total Pop. X 2.7%)	Pentavalent 1				Pentavalent 2				Pentavalent 3			
		Male	Female	Total	%	Male	Female	Total	%	Male	Female	Total	%
PHILIPPINES	2,832,883	33,627	32,178	65,805	2.32	31,498	30,753	62,251	2.20	30,832	29,937	60,769	2.15
N C R	348,812	33,627	32,178	65,805	18.87	31,498	30,753	62,251	17.85	30,832	29,937	60,769	17.42
Gen. Santos City	16,785			0	0.00			0	0.00			0	0.00
A.R.M.M.	105,215	0	0	0	0.00	0	0	0	0.00	0	0	0	0.00
Basilan	7,530			0	0.00			0	0.00			0	0.00
Lanao del Sur	24,507			0	0.00			0	0.00			0	0.00
Maguindanao	30,325			0	0.00			0	0.00			0	0.00
Sulu	23,100			0	0.00			0	0.00			0	0.00
Tawi-Tawi	11,821			0	0.00			0	0.00			0	0.00
Lamitan City	2,072			0	0.00			0	0.00			0	0.00
Marawi City	5,862			0	0.00			0	0.00			0	0.00
CARAGA	76,372	0	0	0	0.00	0	0	0	0.00	0	0	0	0.00
Agusan del Norte	10,339			0	0.00			0	0.00			0	0.00
Agusan del Sur	21,166			0	0.00			0	0.00			0	0.00
Surigao del Norte	9,321			0	0.00			0	0.00			0	0.00
Surigao del Sur	14,612			0	0.00			0	0.00			0	0.00
Province of Dinagat	3,987			0	0.00			0	0.00			0	0.00
Bislig City	2,775			0	0.00			0	0.00			0	0.00
Butuan City	9,831			0	0.00			0	0.00			0	0.00
Surigao City	4,341			0	0.00			0	0.00			0	0.00

Legend:

Third Quarter

Area	Elig. Pop. (Total Pop. X 2.7%)	Pentavalent 1				Pentavalent 2				Pentavalent 3			
		Male	Female	Total	%	Male	Female	Total	%	Male	Female	Total	%
PHILIPPINES	2,832,883	33,627	32,178	65,805	2.32	31,498	30,753	62,251	2.20	30,832	29,937	60,769	2.15
N C R	348,812	33,627	32,178	65,805	18.87	31,498	30,753	62,251	17.85	30,832	29,937	60,769	17.42

0 = No Case

* = No Report

CHILD CARE

2017 - Quarterly Report

Children given Pentavalent Vaccines

Fourth Quarter

Area	Elig. Pop. (Total Pop. X 2.7%)	Pentavalent 1				Pentavalent 2				Pentavalent 3			
		Male	Female	Total	%	Male	Female	Total	%	Male	Female	Total	%
PHILIPPINES	2,832,883	34,954	33,672	68,626	2.42	32,448	31,884	64,332	2.27	32,312	31,865	64,177	2.27
N C R	348,812	34,954	33,672	68,626	19.67	32,448	31,884	64,332	18.44	32,312	31,865	64,177	18.40
Malabon	9,901	850	797	1,647	16.63	807	708	1,515	15.30	811	677	1,488	15.03
Navotas	6,757	1,081	1,064	2,145	31.74	1,052	1,050	2,102	31.11	940	897	1,837	27.19
Valenzuela City	16,806	1,363	1,354	2,717	16.17	1,078	1,060	2,138	12.72	1,207	1,437	2,644	15.73
Caloocan City	42,906	3,874	3,702	7,576	17.66	2,746	2,686	5,432	12.66	4,058	3,898	7,956	18.54
Marikina City	12,209	1,072	1,017	2,089	17.11	1,015	971	1,986	16.27	948	880	1,828	14.97
Pasig City	20,459	2,323	2,221	4,544	22.21	2,183	2,169	4,352	21.27	1,902	1,986	3,888	19.00
Pateros	1,729	153	147	300	17.35	157	136	293	16.94	141	132	273	15.79
Taguig	21,803	3,886	3,891	7,777	35.67	3,796	3,885	7,681	35.23	3,749	3,968	7,717	35.39
Quezon City	79,532	6,859	6,838	13,697	17.22	6,921	6,799	13,720	17.25	6,897	6,719	13,616	17.12
Makati City	15,781	973	849	1,822	11.55	917	898	1,815	11.50	690	872	1,562	9.90
Mandaluyong City	10,463	1,258	1,112	2,370	22.65	1,433	1,348	2,781	26.58	1,499	1,329	2,828	27.03
San Juan	3,310	177	188	365	11.03	187	210	397	12.00	159	191	350	10.58
Manila City	48,220	3,665	3,419	7,084	14.69	3,335	3,223	6,558	13.60	3,027	2,904	5,931	12.30
Las Piñas City	15,952	1,443	1,332	2,775	17.40	1,267	1,293	2,560	16.05	1,196	1,187	2,383	14.94
Muntinlupa City	13,666	2,887	2,848	5,735	41.97	2,563	2,754	5,317	38.91	2,304	2,343	4,647	34.00
Parañaque City	18,035	1,958	1,759	3,717	20.61	1,908	1,665	3,573	19.81	1,788	1,537	3,325	18.44
Pasay City	11,283	1,132	1,134	2,266	20.08	1,083	1,029	2,112	18.72	996	908	1,904	16.88

Fourth Quarter

Area	Elig. Pop. (Total Pop. X 2.7%)	Pentavalent 1				Pentavalent 2				Pentavalent 3			
		Male	Female	Total	%	Male	Female	Total	%	Male	Female	Total	%
PHILIPPINES	2,832,883	34,954	33,672	68,626	2.42	32,448	31,884	64,332	2.27	32,312	31,865	64,177	2.27
N C R	348,812	34,954	33,672	68,626	19.67	32,448	31,884	64,332	18.44	32,312	31,865	64,177	18.40
C A R	49,878	0	0	0	0.00	0	0	0	0.00	0	0	0	0.00
Abra	6,913			0	0.00			0	0.00			0	0.00
Apayao	3,541			0	0.00			0	0.00			0	0.00
Benguet	12,545			0	0.00			0	0.00			0	0.00
Ifugao	6,031			0	0.00			0	0.00			0	0.00
Kalinga	6,307			0	0.00			0	0.00			0	0.00
Mt. Province	4,832			0	0.00			0	0.00			0	0.00
Baguio City	9,710			0	0.00			0	0.00			0	0.00
Region 1	142,108	0	0	0	0.00	0	0	0	0.00	0	0	0	0.00
Ilocos Norte	13,081			0	0.00			0	0.00			0	0.00
Ilocos Sur	15,911			0	0.00			0	0.00			0	0.00
La Union	18,406			0	0.00			0	0.00			0	0.00
Pangasinan	68,378			0	0.00			0	0.00			0	0.00
Alaminos City	2,584			0	0.00			0	0.00			0	0.00
Candon City	1,677			0	0.00			0	0.00			0	0.00
Dagupan City	4,933			0	0.00			0	0.00			0	0.00
Laoag City	3,016			0	0.00			0	0.00			0	0.00
San Carlos City	5,431			0	0.00			0	0.00			0	0.00
San Fernando City	3,372			0	0.00			0	0.00			0	0.00

Fourth Quarter

Area	Elig. Pop. (Total Pop. X 2.7%)	Pentavalent 1				Pentavalent 2				Pentavalent 3			
		Male	Female	Total	%	Male	Female	Total	%	Male	Female	Total	%
PHILIPPINES	2,832,883	34,954	33,672	68,626	2.42	32,448	31,884	64,332	2.27	32,312	31,865	64,177	2.27
N C R	348,812	34,954	33,672	68,626	19.67	32,448	31,884	64,332	18.44	32,312	31,865	64,177	18.40
Urdaneta City	3,829			0	0.00			0	0.00			0	0.00
Vigan City	1,490			0	0.00			0	0.00			0	0.00
Region 2	97,082	0	0	0	0.00	0	0	0	0.00	0	0	0	0.00
Batanes	512			0	0.00			0	0.00			0	0.00
Cagayan	29,110			0	0.00			0	0.00			0	0.00
Isabela	33,229			0	0.00			0	0.00			0	0.00
Nueva Vizcaya	12,900			0	0.00			0	0.00			0	0.00
Quirino	5,550			0	0.00			0	0.00			0	0.00
Cauayan City	3,636			0	0.00			0	0.00			0	0.00
Ilagan City	4,087			0	0.00			0	0.00			0	0.00
Santiago City	3,785			0	0.00			0	0.00			0	0.00
Tuguegarao City	4,273			0	0.00			0	0.00			0	0.00
Region 3	308,533	0	0	0	0.00	0	0	0	0.00	0	0	0	0.00
Aurora	6,415			0	0.00			0	0.00			0	0.00
Bataan	18,124			0	0.00			0	0.00			0	0.00
Bulacan	63,017			0	0.00			0	0.00			0	0.00
Nueva Ecija	39,976			0	0.00			0	0.00			0	0.00
Pampanga	44,258			0	0.00			0	0.00			0	0.00
Tarlac	28,411			0	0.00			0	0.00			0	0.00
Zambales	16,415			0	0.00			0	0.00			0	0.00

Fourth Quarter

Area	Elig. Pop. (Total Pop. X 2.7%)	Pentavalent 1				Pentavalent 2				Pentavalent 3			
		Male	Female	Total	%	Male	Female	Total	%	Male	Female	Total	%
PHILIPPINES	2,832,883	34,954	33,672	68,626	2.42	32,448	31,884	64,332	2.27	32,312	31,865	64,177	2.27
N C R	348,812	34,954	33,672	68,626	19.67	32,448	31,884	64,332	18.44	32,312	31,865	64,177	18.40
Angeles City	11,104			0	0.00			0	0.00			0	0.00
Balanga City	2,620			0	0.00			0	0.00			0	0.00
Cabanatuan City	8,182			0	0.00			0	0.00			0	0.00
City of San Fernando	8,272			0	0.00			0	0.00			0	0.00
Gapan City	2,986			0	0.00			0	0.00			0	0.00
Mabalacat City	6,765			0	0.00			0	0.00			0	0.00
Malolos City	7,039			0	0.00			0	0.00			0	0.00
Meycauayan	5,838			0	0.00			0	0.00			0	0.00
Olongapo	6,474			0	0.00			0	0.00			0	0.00
Palayan City	1,111			0	0.00			0	0.00			0	0.00
San Jose City	3,783			0	0.00			0	0.00			0	0.00
San Jose del Monte C	16,030			0	0.00			0	0.00			0	0.00
Science City of Munoz	2,206			0	0.00			0	0.00			0	0.00
Tarlac City	9,507			0	0.00			0	0.00			0	0.00
Region 4A	395,803	0	0	0	0.00	0	0	0	0.00	0	0	0	0.00
Batangas	49,943			0	0.00			0	0.00			0	0.00
Cavite	37,001			0	0.00			0	0.00			0	0.00
Laguna	27,361			0	0.00			0	0.00			0	0.00
Quezon	49,968			0	0.00			0	0.00			0	0.00
Rizal	58,564			0	0.00			0	0.00			0	0.00
Antipolo City	21,571			0	0.00			0	0.00			0	0.00

Fourth Quarter

Area	Elig. Pop. (Total Pop. X 2.7%)	Pentavalent 1				Pentavalent 2				Pentavalent 3			
		Male	Female	Total	%	Male	Female	Total	%	Male	Female	Total	%
PHILIPPINES	2,832,883	34,954	33,672	68,626	2.42	32,448	31,884	64,332	2.27	32,312	31,865	64,177	2.27
N C R	348,812	34,954	33,672	68,626	19.67	32,448	31,884	64,332	18.44	32,312	31,865	64,177	18.40
Bacoor City	16,211			0	0.00			0	0.00			0	0.00
Batangas City	8,864			0	0.00			0	0.00			0	0.00
Biñan City	9,175			0	0.00			0	0.00			0	0.00
Cabuyao City	8,506			0	0.00			0	0.00			0	0.00
Calamba City	12,521			0	0.00			0	0.00			0	0.00
Cavite City	2,775			0	0.00			0	0.00			0	0.00
Dasmariñas City	17,787			0	0.00			0	0.00			0	0.00
General Trias City	8,483			0	0.00			0	0.00			0	0.00
Imus City	10,898			0	0.00			0	0.00			0	0.00
Lipa City	8,931			0	0.00			0	0.00			0	0.00
Lucena City	7,573			0	0.00			0	0.00			0	0.00
San Pablo City	7,330			0	0.00			0	0.00			0	0.00
San Pedro City	8,976			0	0.00			0	0.00			0	0.00
Santa Rosa City	9,746			0	0.00			0	0.00			0	0.00
Tagaytay City	1,921			0	0.00			0	0.00			0	0.00
Tanauan City	4,658			0	0.00			0	0.00			0	0.00
Tayabas City	2,838			0	0.00			0	0.00			0	0.00
Trece Martires City	4,203			0	0.00			0	0.00			0	0.00
Region 4B	86,845	0	0	0	0.00	0	0	0	0.00	0	0	0	0.00
Marinduque	7,009			0	0.00			0	0.00			0	0.00
Mindoro Occidental	14,415			0	0.00			0	0.00			0	0.00
Mindoro Oriental	24,781			0	0.00			0	0.00			0	0.00
Palawan	24,471			0	0.00			0	0.00			0	0.00

Fourth Quarter

Area	Elig. Pop. (Total Pop. X 2.7%)	Pentavalent 1				Pentavalent 2				Pentavalent 3			
		Male	Female	Total	%	Male	Female	Total	%	Male	Female	Total	%
PHILIPPINES	2,832,883	34,954	33,672	68,626	2.42	32,448	31,884	64,332	2.27	32,312	31,865	64,177	2.27
N C R	348,812	34,954	33,672	68,626	19.67	32,448	31,884	64,332	18.44	32,312	31,865	64,177	18.40
Romblon	8,820			0	0.00			0	0.00			0	0.00
Puerto Princesa City	7,349			0	0.00			0	0.00			0	0.00
Region 5	169,200	0	0	0	0.00	0	0	0	0.00	0	0	0	0.00
Albay	32,250			0	0.00			0	0.00			0	0.00
Camarines Norte	17,007			0	0.00			0	0.00			0	0.00
Camarines Sur	48,225			0	0.00			0	0.00			0	0.00
Catanduanes	7,750			0	0.00			0	0.00			0	0.00
Masbate	25,866			0	0.00			0	0.00			0	0.00
Sorsogon	23,407			0	0.00			0	0.00			0	0.00
Iriga City	3,277			0	0.00			0	0.00			0	0.00
Legaspi City	5,671			0	0.00			0	0.00			0	0.00
Naga City	5,747			0	0.00			0	0.00			0	0.00
Region 6	213,837	0	0	0	0.00	0	0	0	0.00	0	0	0	0.00
Aklan	16,209			0	0.00			0	0.00			0	0.00
Antique	17,086			0	0.00			0	0.00			0	0.00
Capiz	16,542			0	0.00			0	0.00			0	0.00
Guimaras	4,928			0	0.00			0	0.00			0	0.00
Iloilo	51,803			0	0.00			0	0.00			0	0.00
Negros Occidental	30,396			0	0.00			0	0.00			0	0.00

Fourth Quarter

Area	Elig. Pop. (Total Pop. X 2.7%)	Pentavalent 1				Pentavalent 2				Pentavalent 3			
		Male	Female	Total	%	Male	Female	Total	%	Male	Female	Total	%
PHILIPPINES	2,832,883	34,954	33,672	68,626	2.42	32,448	31,884	64,332	2.27	32,312	31,865	64,177	2.27
N C R	348,812	34,954	33,672	68,626	19.67	32,448	31,884	64,332	18.44	32,312	31,865	64,177	18.40
Bacolod City	16,139			0	0.00			0	0.00			0	0.00
Bago City	4,911			0	0.00			0	0.00			0	0.00
Cadiz City	4,444			0	0.00			0	0.00			0	0.00
Escalante City	2,702			0	0.00			0	0.00			0	0.00
Himamaylan City	3,070			0	0.00			0	0.00			0	0.00
Iloilo City	12,505			0	0.00			0	0.00			0	0.00
Kabankalan City	5,227			0	0.00			0	0.00			0	0.00
La Carlota City	1,852			0	0.00			0	0.00			0	0.00
Passi City	2,248			0	0.00			0	0.00			0	0.00
Roxas City	4,648			0	0.00			0	0.00			0	0.00
Sagay City	4,201			0	0.00			0	0.00			0	0.00
San Carlos City	3,807			0	0.00			0	0.00			0	0.00
Silay City	3,646			0	0.00			0	0.00			0	0.00
Sipalay City	2,013			0	0.00			0	0.00			0	0.00
Talisay City	2,936			0	0.00			0	0.00			0	0.00
Victorias City	2,526			0	0.00			0	0.00			0	0.00
Region 7	207,623	0	0	0	0.00	0	0	0	0.00	0	0	0	0.00
Bohol	35,732			0	0.00			0	0.00			0	0.00
Cebu	65,901			0	0.00			0	0.00			0	0.00
Negros Oriental	25,743			0	0.00			0	0.00			0	0.00
Siquijor	2,825			0	0.00			0	0.00			0	0.00

Fourth Quarter

Area	Elig. Pop. (Total Pop. X 2.7%)	Pentavalent 1				Pentavalent 2				Pentavalent 3			
		Male	Female	Total	%	Male	Female	Total	%	Male	Female	Total	%
PHILIPPINES	2,832,883	34,954	33,672	68,626	2.42	32,448	31,884	64,332	2.27	32,312	31,865	64,177	2.27
N C R	348,812	34,954	33,672	68,626	19.67	32,448	31,884	64,332	18.44	32,312	31,865	64,177	18.40
Bais City	2,196			0	0.00			0	0.00			0	0.00
Bayawan City	3,393			0	0.00			0	0.00			0	0.00
Canlaon City	1,569			0	0.00			0	0.00			0	0.00
Cebu City	25,286			0	0.00			0	0.00			0	0.00
Danao City	3,740			0	0.00			0	0.00			0	0.00
Dumaguete City	3,781			0	0.00			0	0.00			0	0.00
Lapu-Lapu City	11,185			0	0.00			0	0.00			0	0.00
Mandaue City	9,939			0	0.00			0	0.00			0	0.00
Tagbilaran City	3,106			0	0.00			0	0.00			0	0.00
Talisay City	6,239			0	0.00			0	0.00			0	0.00
Tanjay City	2,318			0	0.00			0	0.00			0	0.00
Toledo City	4,668			0	0.00			0	0.00			0	0.00
Region 8	127,032	0	0	0	0.00	0	0	0	0.00	0	0	0	0.00
Biliran	5,180			0	0.00			0	0.00			0	0.00
Eastern Samar	13,363			0	0.00			0	0.00			0	0.00
Northern Leyte	42,082			0	0.00			0	0.00			0	0.00
Northern Samar	18,603			0	0.00			0	0.00			0	0.00
Southern Leyte	9,766			0	0.00			0	0.00			0	0.00
Western Samar	17,436			0	0.00			0	0.00			0	0.00
Calbayog City	5,373			0	0.00			0	0.00			0	0.00
Maasin City	2,486			0	0.00			0	0.00			0	0.00
Ormoc City	5,994			0	0.00			0	0.00			0	0.00

Fourth Quarter

Area	Elig. Pop. (Total Pop. X 2.7%)	Pentavalent 1				Pentavalent 2				Pentavalent 3			
		Male	Female	Total	%	Male	Female	Total	%	Male	Female	Total	%
PHILIPPINES	2,832,883	34,954	33,672	68,626	2.42	32,448	31,884	64,332	2.27	32,312	31,865	64,177	2.27
N C R	348,812	34,954	33,672	68,626	19.67	32,448	31,884	64,332	18.44	32,312	31,865	64,177	18.40
Tacloban City	6,748			0	0.00			0	0.00			0	0.00
Region 9	105,196	0	0	0	0.00	0	0	0	0.00	0	0	0	0.00
Zamboanga del Norte	23,031			0	0.00			0	0.00			0	0.00
Zamboanga del Sur	23,637			0	0.00			0	0.00			0	0.00
Zamboanga Sibugay	18,421			0	0.00			0	0.00			0	0.00
Dapitan City	2,378			0	0.00			0	0.00			0	0.00
Dipolog City	3,773			0	0.00			0	0.00			0	0.00
Isabela City	3,059			0	0.00			0	0.00			0	0.00
Pagadian City	5,797			0	0.00			0	0.00			0	0.00
Zamboanga City	25,099			0	0.00			0	0.00			0	0.00
Region 10	131,148	0	0	0	0.00	0	0	0	0.00	0	0	0	0.00
Bukidnon	29,003			0	0.00			0	0.00			0	0.00
Camiguin	2,576			0	0.00			0	0.00			0	0.00
Lanao del Norte	19,169			0	0.00			0	0.00			0	0.00
Misamis Occidental	9,349			0	0.00			0	0.00			0	0.00
Misamis Oriental	19,740			0	0.00			0	0.00			0	0.00
Cagayan de Oro City	18,697			0	0.00			0	0.00			0	0.00
El Salvador City	1,389			0	0.00			0	0.00			0	0.00
Gingoog City	3,448			0	0.00			0	0.00			0	0.00

Fourth Quarter

Area	Elig. Pop. (Total Pop. X 2.7%)	Pentavalent 1				Pentavalent 2				Pentavalent 3			
		Male	Female	Total	%	Male	Female	Total	%	Male	Female	Total	%
PHILIPPINES	2,832,883	34,954	33,672	68,626	2.42	32,448	31,884	64,332	2.27	32,312	31,865	64,177	2.27
N C R	348,812	34,954	33,672	68,626	19.67	32,448	31,884	64,332	18.44	32,312	31,865	64,177	18.40
Iligan City	9,710			0	0.00			0	0.00			0	0.00
Malaybalay City	4,835			0	0.00			0	0.00			0	0.00
Oroquieta City	2,026			0	0.00			0	0.00			0	0.00
Ozamis City	4,061			0	0.00			0	0.00			0	0.00
Tangub City	1,804			0	0.00			0	0.00			0	0.00
Valencia City	5,343			0	0.00			0	0.00			0	0.00
Region 11	139,135	0	0	0	0.00	0	0	0	0.00	0	0	0	0.00
Compostela Valley	21,386			0	0.00			0	0.00			0	0.00
Davao del Norte	29,194			0	0.00			0	0.00			0	0.00
Davao del Sur	17,739			0	0.00			0	0.00			0	0.00
Davao Oriental	16,151			0	0.00			0	0.00			0	0.00
Davao Occidental	8,871			0	0.00			0	0.00			0	0.00
Davao City	45,794			0	0.00			0	0.00			0	0.00
Region 12	129,066	0	0	0	0.00	0	0	0	0.00	0	0	0	0.00
North Cotabato	38,710			0	0.00			0	0.00			0	0.00
Sarangani	15,624			0	0.00			0	0.00			0	0.00
South Cotabato	25,845			0	0.00			0	0.00			0	0.00
Sultan Kudarat	23,457			0	0.00			0	0.00			0	0.00
Cotabato City	8,645			0	0.00			0	0.00			0	0.00

Fourth Quarter

Area	Elig. Pop. (Total Pop. X 2.7%)	Pentavalent 1				Pentavalent 2				Pentavalent 3			
		Male	Female	Total	%	Male	Female	Total	%	Male	Female	Total	%
PHILIPPINES	2,832,883	34,954	33,672	68,626	2.42	32,448	31,884	64,332	2.27	32,312	31,865	64,177	2.27
N C R	348,812	34,954	33,672	68,626	19.67	32,448	31,884	64,332	18.44	32,312	31,865	64,177	18.40
Gen. Santos City	16,785			0	0.00			0	0.00			0	0.00
A.R.M.M.	105,215	0	0	0	0.00	0	0	0	0.00	0	0	0	0.00
Basilan	7,530			0	0.00			0	0.00			0	0.00
Lanao del Sur	24,507			0	0.00			0	0.00			0	0.00
Maguindanao	30,325			0	0.00			0	0.00			0	0.00
Sulu	23,100			0	0.00			0	0.00			0	0.00
Tawi-Tawi	11,821			0	0.00			0	0.00			0	0.00
Lamitan City	2,072			0	0.00			0	0.00			0	0.00
Marawi City	5,862			0	0.00			0	0.00			0	0.00
CARAGA	76,372	0	0	0	0.00	0	0	0	0.00	0	0	0	0.00
Agusan del Norte	10,339			0	0.00			0	0.00			0	0.00
Agusan del Sur	21,166			0	0.00			0	0.00			0	0.00
Surigao del Norte	9,321			0	0.00			0	0.00			0	0.00
Surigao del Sur	14,612			0	0.00			0	0.00			0	0.00
Province of Dinagat	3,987			0	0.00			0	0.00			0	0.00
Bislig City	2,775			0	0.00			0	0.00			0	0.00
Butuan City	9,831			0	0.00			0	0.00			0	0.00
Surigao City	4,341			0	0.00			0	0.00			0	0.00

Legend:

Fourth Quarter

Area	Elig. Pop. (Total Pop. X 2.7%)	Pentavalent 1				Pentavalent 2				Pentavalent 3			
		Male	Female	Total	%	Male	Female	Total	%	Male	Female	Total	%
PHILIPPINES	2,832,883	34,954	33,672	68,626	2.42	32,448	31,884	64,332	2.27	32,312	31,865	64,177	2.27
N C R	348,812	34,954	33,672	68,626	19.67	32,448	31,884	64,332	18.44	32,312	31,865	64,177	18.40

0 = No Case

* = No Report

Fourth Quarter

alent 3

Total	%
64,177	2.27
64,177	18.40
1,488	15.03
1,837	27.19
2,644	15.73
7,956	18.54
1,828	14.97
3,888	19.00
273	15.79
7,717	35.39
13,616	17.12
1,562	9.90
2,828	27.03
350	10.58
5,931	12.30
2,383	14.94
4,647	34.00
3,325	18.44
1,904	16.88

*Penta 3, corrected 4/20/18

Fourth Quarter

alent 3

Total	%
64,177	2.27
64,177	18.40
0	0.00
0	0.00
0	0.00
0	0.00
0	0.00
0	0.00
0	0.00
0	0.00
0	0.00
0	0.00
0	0.00
0	0.00
0	0.00
0	0.00
0	0.00
0	0.00
0	0.00
0	0.00
0	0.00
0	0.00
0	0.00
0	0.00
0	0.00
0	0.00
0	0.00
0	0.00

Fourth Quarter

alent 3	
Total	%
64,177	2.27
64,177	18.40

Table 2D.3 - Expanded Program on Immunization
 Children Given Pentavalent Vaccines by Region, Province and City
 Philippines, 2017

Area	Elig. Pop. (Total Pop. X 2.7%)	Pentavalent 1				Pentavalent 2				Pentavalent 3			
		Male	Female	Total	%	Male	Female	Total	%	Male	Female	Total	%
PHILIPPINES	2,832,883	137,985	131,883	269,868	9.53	133,705	129,820	263,525	9.30	133,165	129,326	262,491	9.27
N C R	348,812	137,985	131,883	269,868	77.37	133,705	129,820	263,525	75.55	133,165	129,326	262,491	75.25
Malabon	9,901	3,624	3,317	6,941	70.10	3,440	3,168	6,608	66.74	3,421	3,236	6,657	67.23
Navotas	6,757	3,111	3,064	6,175	91.38	3,060	3,097	6,157	91.12	3,000	3,067	6,067	89.78
Valenzuela City	16,806	5,520	5,310	10,830	64.44	5,288	5,172	10,460	62.24	5,597	5,688	11,285	67.15
Caloocan City	42,906	16,360	15,839	32,199	75.05	15,100	14,782	29,882	69.65	15,307	14,774	30,081	70.11
Marikina City	12,209	4,116	3,764	7,880	64.54	3,945	3,517	7,462	61.12	3,865	3,465	7,330	60.04
Pasig City	20,459	7,749	7,478	15,227	74.43	7,577	7,329	14,906	72.86	7,248	7,097	14,345	70.12
Pateros	1,729	569	548	1,117	64.59	561	564	1,125	65.06	586	564	1,150	66.50
Taguig	21,803	9,108	8,880	17,988	82.50	8,913	8,861	17,774	81.52	8,834	8,940	17,774	81.52
Quezon City	79,532	40,759	40,205	80,964	101.80	39,976	39,696	79,672	100.18	39,640	39,443	79,083	99.44
Makati City	15,781	3,891	3,542	7,433	47.10	3,728	3,643	7,371	46.71	3,625	3,651	7,276	46.11
Mandaluyong City	10,463	3,951	3,732	7,683	73.43	4,025	4,095	8,120	77.60	4,336	4,192	8,528	81.50
San Juan	3,310	1,023	912	1,935	58.47	1,067	949	2,016	60.91	1,044	962	2,006	60.61
Manila City	48,220	14,719	13,326	28,045	58.16	14,154	13,128	27,282	56.58	14,273	12,936	27,209	56.43
Las Piñas City	15,952	5,670	5,325	10,995	68.93	5,660	5,353	11,013	69.04	5,499	5,354	10,853	68.04
Muntinlupa City	13,666	5,916	5,682	11,598	84.87	5,695	5,772	11,467	83.91	5,619	5,512	11,131	81.45
Parañaque City	18,035	7,759	7,068	14,827	82.21	7,593	6,992	14,585	80.87	7,413	6,835	14,248	79.00
Pasay City	11,283	4,140	3,891	8,031	71.18	3,923	3,702	7,625	67.58	3,858	3,610	7,468	66.19

Area	Population
PHILIPPINES	104,921,600
N C R	12,918,977
Malabon	366,709
Navotas	250,271
Valenzuela City	622,432
Caloocan City	1,589,110
Marikina City	452,201
Pasig City	757,747
Pateros	64,047
Taguig	807,523
Quezon City	2,945,629
Makati City	584,490
Mandaluyong City	387,528
San Juan	122,576
Manila City	1,785,917
Las Piñas City	590,802
Muntinlupa City	506,144
Paranaque City	667,979
Pasay City	417,872
C A R	1,847,347
Abra	256,026
Apayao	131,153
Benguet	464,636
Ifugao	223,352
Kalinga	233,593
Mt. Province	178,971
Baguio City	359,616
Region 1	5,263,258

Ilocos Norte	484,494
Ilocos Sur	589,290
La Union	681,693
Pangasinan	2,532,532
Alaminos City	95,689
Candon City	62,112
Dagupan City	182,690
Laoag City	111,710
San Carlos City	201,143
San Fernando City	124,900
Urdaneta City	141,803
Vigan City	55,202
Region 2	3,595,622
Batanes	18,971
Cagayan	1,078,135
Isabela	1,230,706
Nueva Vizcaya	477,778
Quirino	205,567
Cauayan City	134,673
Iligan City	151,356
Santiago City	140,191
Tuguegarao City	158,245
Region 3	11,427,140
Aurora	237,604
Bataan	671,252
Bulacan	2,333,965
Nueva Ecija	1,480,580
Pampanga	1,639,177
Tarlac	1,052,247
Zambales	607,963
Angeles City	411,264
Balanga City	97,024
Cabanatuan City	303,032
City of San Fernando	306,383
Gapan City	110,595
Mabalacat City	250,573

Malolos City	260,690
Meycauayan City	216,230
Olongapo City	239,790
Palayan City	41,150
San Jose City	140,108
San Jose del Monte City	593,712
Science City of Munoz	81,699
Tarlac City	352,102
Region 4A	14,659,354
Batangas	1,849,727
Cavite	1,370,415
Laguna	1,013,373
Quezon	1,850,661
Rizal	2,169,034
Antipolo City	798,926
Bacoor City	600,403
Batangas City	328,280
Biñan City	339,800
Cabuyao City	315,023
Calamba City	463,727
Cavite City	102,771
Dasmariñas City	658,793
General Trias City	314,195
Imus City	403,647
Lipa City	330,780
Lucena City	280,472
San Pablo City	271,478
San Pedro City	332,434
Santa Rosa City	360,960
Tagaytay City	71,157
Tanauan City	172,528
Tayabas City	105,110
Trece Martires City	155,660
Region 4B	3,216,467
Marinduque	259,577
Mindoro Occidental	533,874
Mindoro Oriental	917,824
Palawan	906,323
Romblon	326,679

Puerto Princesa City	272,190
Region 5	6,266,653
Albay	1,194,430
Camarines Norte	629,884
Camarines Sur	1,786,113
Catanduanes	287,041
Masbate	958,009
Sorsogon	866,924
Iriga City	121,360
Legaspi City	210,047
Naga City	212,845
Region 6	7,919,888
Aklan	600,348
Antique	632,798
Capiz	612,662
Guimaras	182,501
Iloilo	1,918,628
Negros Occidental	1,125,762
Bacolod City	597,740
Bago City	181,895
Cadiz City	164,599
Escalante City	100,075
Himamaylan City	113,702
Iloilo City	463,139
Kabankalan City	193,593
La Carlota City	68,584
Passi City	83,267
Roxas City	172,140
Sagay City	155,600
San Carlos City	140,996
Silay City	135,032
Sipalay City	74,543
Talisay City	108,738
Victorias City	93,546
Region 7	7,689,735

Bohol	1,323,414
Cebu	2,440,782
Negros Oriental	953,432
Siquijor	104,634
Bais City	81,328
Bayawan City	125,684
Canlaon City	58,108
Cebu City	936,521
Danao City	138,528
Dumaguete City	140,050
Lapu-Lapu City	414,265
Mandaue City	368,121
Tagbilaran City	115,039
Talisay City	231,077
Tanjay City	85,849
Toledo City	172,903
Region 8	4,704,894
Biliran	191,837
Eastern Samar	494,944
Northern Leyte	1,558,603
Northern Samar	689,007
Southern Leyte	361,717
Western Samar	645,788
Calbayog City	198,999
Maasin City	92,056
Ormoc City	222,004
Tacloban City	249,939
Region 9	3,896,152
Zamboanga del Norte	853,006
Zamboanga del Sur	875,453
Zamboanga Sibugay	682,270
Dapitan City	88,075
Dipolog City	139,734
Isabela City	113,312
Pagadian City	214,717
Zamboanga City	929,585

Region 10	4,857,341
Bukidnon	1,074,188
Camiguin	95,407
Lanao del Norte	709,977
Misamis Occidental	346,249
Misamis Oriental	731,104
Cagayan de Oro City	692,476
El Salvador City	51,431
Gingoog City	127,695
Iligan City	359,629
Malaybalay City	179,056
Oroquieta City	75,030
Ozamis City	150,393
Tangub City	66,816
Valencia City	197,890
Region 11	5,153,130
Compostela Valley	792,056
Davao del Norte	1,081,260
Davao del Sur	657,018
Davao Oriental	598,176
Davao Occidental	328,560
Davao City	1,696,060
Region 12	4,780,211
North Cotabato	1,433,708
Sarangani	578,658
South Cotabato	957,215
Sultan Kudarat	868,777
Cotabato City	320,178
Gen. Santos City	621,675
A.R.M.M.	3,896,848
Basilan	278,875
Lanao del Sur	907,663
Maguindanao	1,123,143
Sulu	855,540

Tawi-Tawi	437,801
Lamitan City	76,729
Marawi City	217,097
CARAGA	2,828,583
Agusan del Norte	382,932
Agusan del Sur	783,933
Surigao del Norte	345,210
Surigao del Sur	541,169
Province of Dinagat	147,679
Bislig City	102,789
Butuan City	364,093
Surigao City	160,778

Area	Elig. Pop. (Total)	Penta 1				Penta 2		
		Male	Female	Total	%	Male	Female	Total
Philippines	2,832,883	137,985	131,883	269,868	9.53	133,705	129,820	263,525
NCR	348,812	137,985	131,883	269,868	77.37	133,705	129,820	263,525
CAR	49,878	0	0	0	0.00	-	-	-
Region 1	142,108	0	0	0	0.00	-	-	-
Region 2	97,082	0	0	0	0.00	-	-	-
Region 3	308,533	0	0	0	0.00	-	-	-
Region 4A	395,803	0	0	0	0.00	-	-	-
Region 4B	86,845	0	0	0	0.00	-	-	-
Region 5	169,200	0	0	0	0.00	-	-	-
Region 6	213,837	0	0	0	0.00	-	-	-
Region 7	207,623	0	0	0	0.00	-	-	-
Region 8	127,032	0	0	0	0.00	-	-	-
Region 9	105,196	0	0	0	0.00	-	-	-
Region 10	131,148	0	0	0	0.00	-	-	-
Region 11	139,135	0	0	0	0.00	-	-	-
Region 12	129,066	0	0	0	0.00	-	-	-
ARMM	105,215	0	0	0	0.00	-	-	-
CARAGA	76,372	0	0	0	0.00	-	-	-

Figure 2D.7

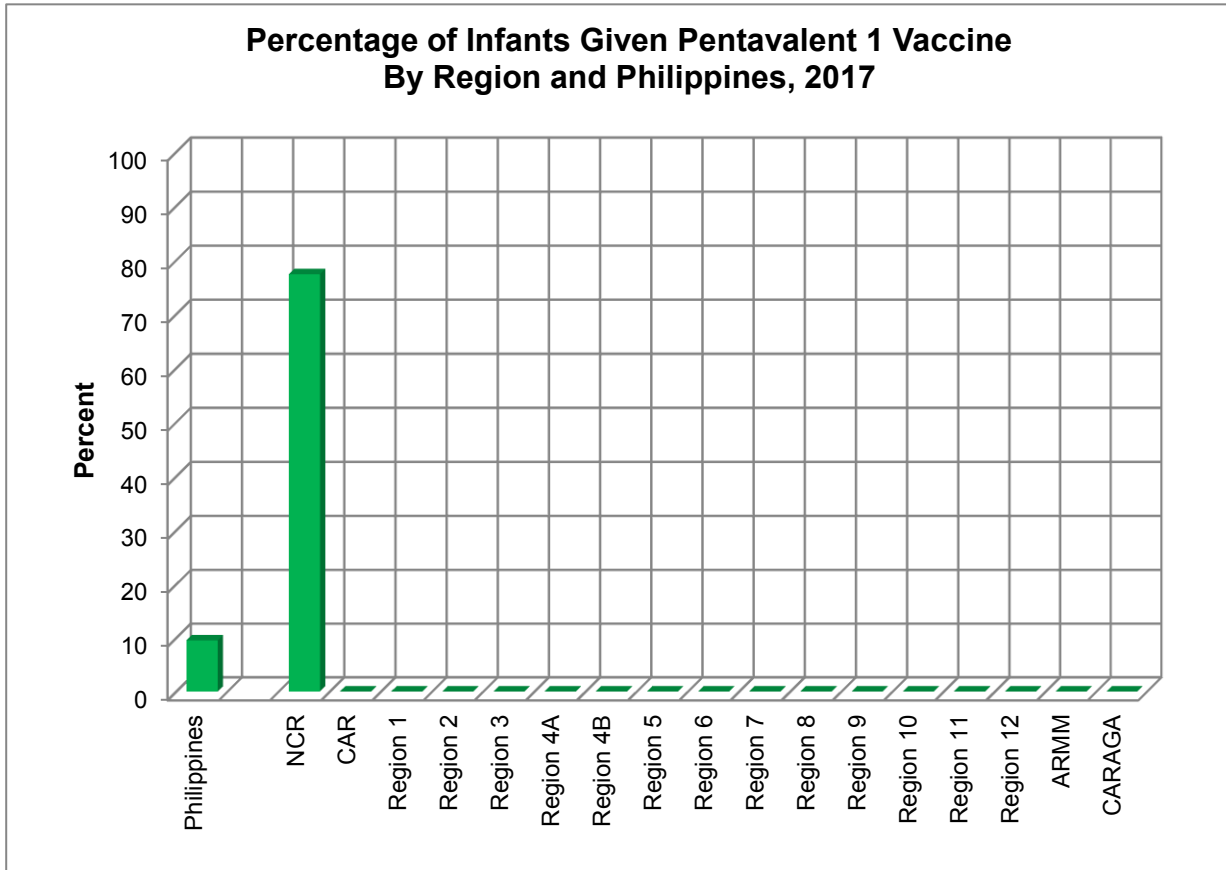


Figure 2D.8

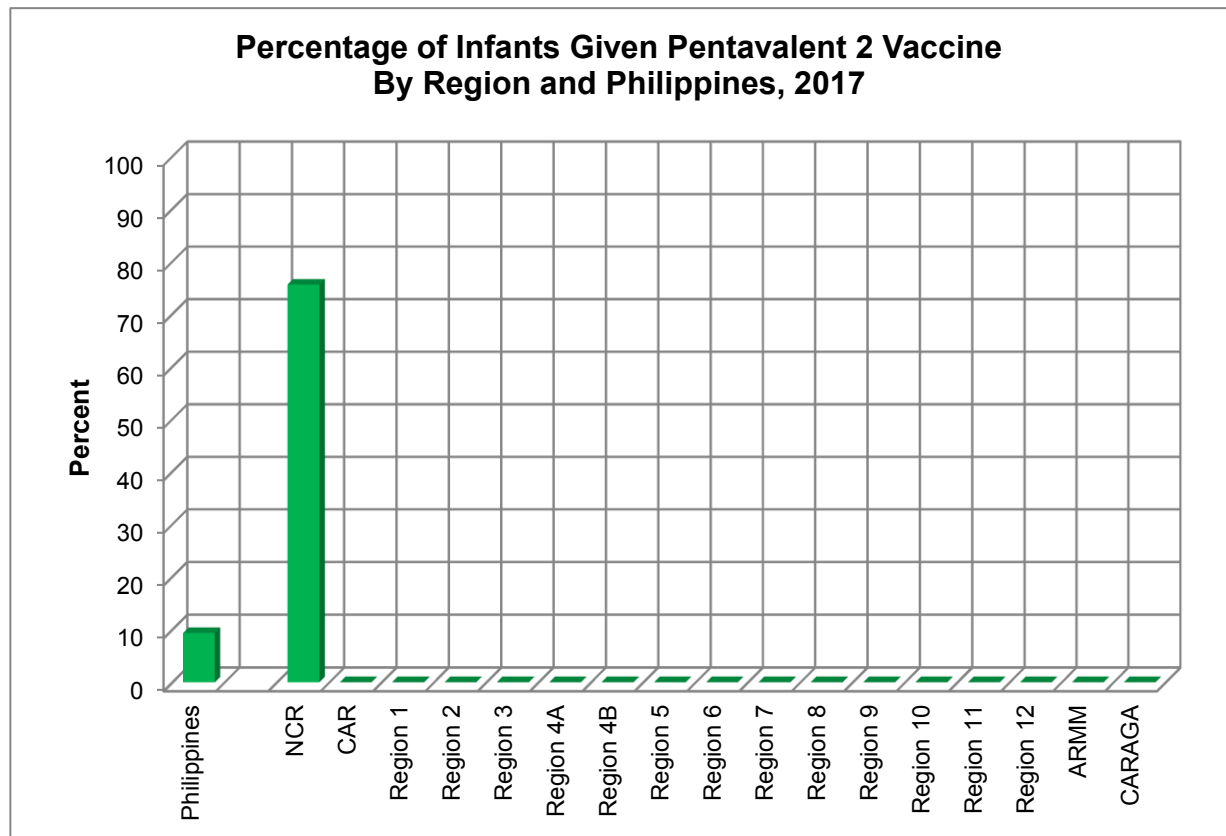


Figure 2D.9

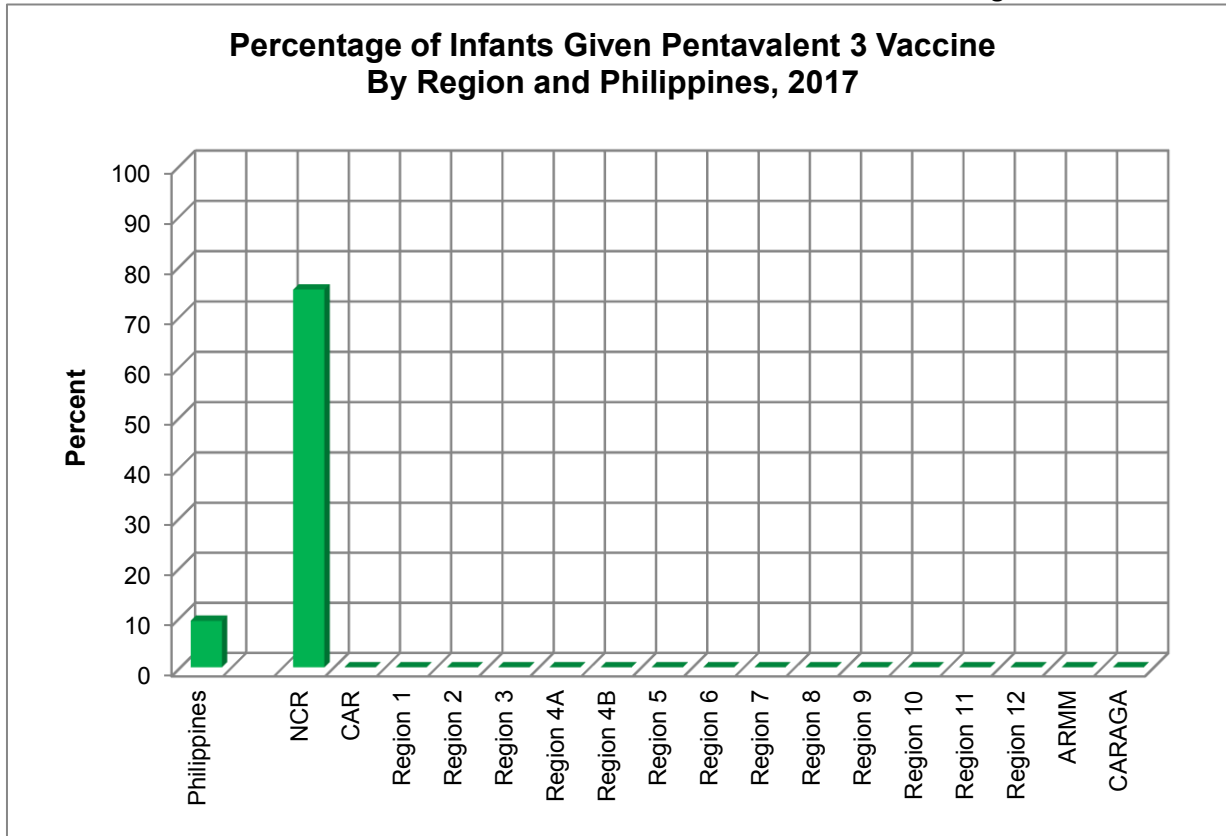


Figure 2D.10

