

Table 1C.5 - Natality
Normal Type of Deliveries by Place and by Region, Province and City
Philippines, 2017

Area	Total Deliveries	Normal Deliveries							
		Total	%	Home	%	Health Facility	%	Other Place	%
PHILIPPINES	246,865	238,509	96.62	11,813	4.95	226,579	95.00	117	0.05
N C R	246,865	238,509	96.62	11,813	4.95	226,579	95.00	117	0.05
Malabon	5,254	5,154	98.10	150	2.91	5,004	97.09	0	0.00
Navotas	5,189	4,643	89.48	158	3.40	4,485	96.60	0	0.00
Valenzuela City	6,695	6,695	100.00	341	5.09	6,354	94.91	0	0.00
Caloocan City	19,260	19,260	100.00	1,778	9.23	17,431	90.50	51	0.26
Marikina City	8,957	8,957	100.00	98	1.09	8,859	98.91	0	0.00
Pasig City	15,394	14,437	93.78	1,332	9.23	13,104	90.77	1	0.01
Pateros	1,046	683	65.30	7	1.02	676	98.98	0	0.00
Taguig	12,301	12,301	100.00	1,826	14.84	10,475	85.16	0	0.00
Quezon City	65,935	65,012	98.60	1,097	1.69	63,895	98.28	20	0.03
Makati City	7,658	7,658	100.00	510	6.66	7,148	93.34	0	0.00
Mandaluyong City	5,218	5,000	95.82	104	2.08	4,896	97.92	0	0.00
San Juan	1,790	1,675	93.58	3	0.18	1,672	99.82	0	0.00
Manila City	56,885	56,885	100.00	588	1.03	56,296	98.96	1	0.00
Las Piñas City	6,249	6,249	100.00	1,097	17.55	5,147	82.37	5	0.08
Muntinlupa City	8,678	8,678	100.00	667	7.69	8,011	92.31	0	0.00
Parañaque City	12,586	8,845	70.28	1,940	21.93	6,870	77.67	35	0.40
Pasay City	7,770	6,377	82.07	117	1.83	6,256	98.10	4	0.06
C A R	0	0	0.00	0	0.00	0	0.00	0	0.00
Abra	0	0	0.00		0.00		0.00		0.00
Apayao	0	0	0.00		0.00		0.00		0.00
Benguet	0	0	0.00		0.00		0.00		0.00
Ifugao	0	0	0.00		0.00		0.00		0.00
Kalinga	0	0	0.00		0.00		0.00		0.00
Mt. Province	0	0	0.00		0.00		0.00		0.00
Baguio City	0	0	0.00		0.00		0.00		0.00
Region 1	0	0	0.00	0	0.00	0	0.00	0	0.00
Ilocos Norte	0	0	0.00		0.00		0.00		0.00
Ilocos Sur	0	0	0.00		0.00		0.00		0.00
La Union	0	0	0.00		0.00		0.00		0.00
Pangasinan	0	0	0.00		0.00		0.00		0.00
Alaminos City	0	0	0.00		0.00		0.00		0.00
Candon City	0	0	0.00		0.00		0.00		0.00
Dagupan City	0	0	0.00		0.00		0.00		0.00
Laoag City	0	0	0.00		0.00		0.00		0.00
San Carlos City	0	0	0.00		0.00		0.00		0.00
San Fernando City	0	0	0.00		0.00		0.00		0.00
Urdaneta City	0	0	0.00		0.00		0.00		0.00
Vigan City	0	0	0.00		0.00		0.00		0.00
Region 2	0	0	0.00	0	0.00	0	0.00	0	0.00
Batanes	0	0	0.00		0.00		0.00		0.00
Cagayan	0	0	0.00		0.00		0.00		0.00
Isabela	0	0	0.00		0.00		0.00		0.00
Nueva Vizcaya	0	0	0.00		0.00		0.00		0.00
Quirino	0	0	0.00		0.00		0.00		0.00
Cauayan City	0	0	0.00		0.00		0.00		0.00
Ilagan City	0	0	0.00		0.00		0.00		0.00
Santiago City	0	0	0.00		0.00		0.00		0.00
Tuguegarao City	0	0	0.00		0.00		0.00		0.00

Table 1C.5 - Natality
Normal Type of Deliveries by Place and by Region, Province and City
Philippines, 2017

Area	Total Deliveries	Normal Deliveries							
		Total	%	Home	%	Health Facility	%	Other Place	%
Region 3	0	0	0.00	0	0.00	0	0.00	0	0.00
Aurora	0	0	0.00		0.00		0.00		0.00
Bataan	0	0	0.00		0.00		0.00		0.00
Bulacan	0	0	0.00		0.00		0.00		0.00
Nueva Ecija	0	0	0.00		0.00		0.00		0.00
Pampanga	0	0	0.00		0.00		0.00		0.00
Tarlac	0	0	0.00		0.00		0.00		0.00
Zambales	0	0	0.00		0.00		0.00		0.00
Angeles City	0	0	0.00		0.00		0.00		0.00
Balanga City	0	0	0.00		0.00		0.00		0.00
Cabanatuan City	0	0	0.00		0.00		0.00		0.00
City of San Fernando	0	0	0.00		0.00		0.00		0.00
Gapan City	0	0	0.00		0.00		0.00		0.00
Mabalacat City	0	0	0.00		0.00		0.00		0.00
Malolos City	0	0	0.00		0.00		0.00		0.00
Meycauayan	0	0	0.00		0.00		0.00		0.00
Olongapo	0	0	0.00		0.00		0.00		0.00
Palayan City	0	0	0.00		0.00		0.00		0.00
San Jose City	0	0	0.00		0.00		0.00		0.00
San Jose del Monte City	0	0	0.00		0.00		0.00		0.00
Science City of Munoz	0	0	0.00		0.00		0.00		0.00
Tarlac City	0	0	0.00		0.00		0.00		0.00
Region 4A	0	0	0.00	0	0.00	0	0.00	0	0.00
Batangas	0	0	0.00		0.00		0.00		0.00
Cavite	0	0	0.00		0.00		0.00		0.00
Laguna	0	0	0.00		0.00		0.00		0.00
Quezon	0	0	0.00		0.00		0.00		0.00
Rizal	0	0	0.00		0.00		0.00		0.00
Antipolo City	0	0	0.00		0.00		0.00		0.00
Bacoor City	0	0	0.00		0.00		0.00		0.00
Batangas City	0	0	0.00		0.00		0.00		0.00
Biñan City	0	0	0.00		0.00		0.00		0.00
Cabuyao City	0	0	0.00		0.00		0.00		0.00
Calamba City	0	0	0.00		0.00		0.00		0.00
Cavite City	0	0	0.00		0.00		0.00		0.00
Dasmariñas City	0	0	0.00		0.00		0.00		0.00
General Trias City	0	0	0.00		0.00		0.00		0.00
Imus City	0	0	0.00		0.00		0.00		0.00
Lipa City	0	0	0.00		0.00		0.00		0.00
Lucena City	0	0	0.00		0.00		0.00		0.00
San Pablo City	0	0	0.00		0.00		0.00		0.00
San Pedro City	0	0	0.00		0.00		0.00		0.00
Santa Rosa City	0	0	0.00		0.00		0.00		0.00
Tagaytay City	0	0	0.00		0.00		0.00		0.00
Tanauan City	0	0	0.00		0.00		0.00		0.00
Tayabas City	0	0	0.00		0.00		0.00		0.00
Trece Martires City	0	0	0.00		0.00		0.00		0.00
Region 4B	0	0	0.00	0	0.00	0	0.00	0	0.00
Marinduque	0	0	0.00		0.00		0.00		0.00
Mindoro Occidental	0	0	0.00		0.00		0.00		0.00
Mindoro Oriental	0	0	0.00		0.00		0.00		0.00
Palawan	0	0	0.00		0.00		0.00		0.00
Romblon	0	0	0.00		0.00		0.00		0.00
Puerto Princesa City	0	0	0.00		0.00		0.00		0.00

Table 1C.5 - Natality
Normal Type of Deliveries by Place and by Region, Province and City
Philippines, 2017

Area	Total Deliveries	Normal Deliveries							
		Total	%	Home	%	Health Facility	%	Other Place	%
Region 5	0	0	0.00	0	0.00	0	0.00	0	0.00
Albay	0	0	0.00		0.00		0.00		0.00
Camarines Norte	0	0	0.00		0.00		0.00		0.00
Camarines Sur	0	0	0.00		0.00		0.00		0.00
Catanduanes	0	0	0.00		0.00		0.00		0.00
Masbate	0	0	0.00		0.00		0.00		0.00
Sorsogon	0	0	0.00		0.00		0.00		0.00
Iriga City	0	0	0.00		0.00		0.00		0.00
Legaspi City	0	0	0.00		0.00		0.00		0.00
Naga City	0	0	0.00		0.00		0.00		0.00
Region 6	0	0	0.00	0	0.00	0	0.00	0	0.00
Akian	0	0	0.00		0.00		0.00		0.00
Antique	0	0	0.00		0.00		0.00		0.00
Capiz	0	0	0.00		0.00		0.00		0.00
Guimaras	0	0	0.00		0.00		0.00		0.00
Iloilo	0	0	0.00		0.00		0.00		0.00
Negros Occidental	0	0	0.00		0.00		0.00		0.00
Bacolod City	0	0	0.00		0.00		0.00		0.00
Bago City	0	0	0.00		0.00		0.00		0.00
Cadiz City	0	0	0.00		0.00		0.00		0.00
Escalante City	0	0	0.00		0.00		0.00		0.00
Himamaylan City	0	0	0.00		0.00		0.00		0.00
Iloilo City	0	0	0.00		0.00		0.00		0.00
Kabankalan City	0	0	0.00		0.00		0.00		0.00
La Carlota City	0	0	0.00		0.00		0.00		0.00
Passi City	0	0	0.00		0.00		0.00		0.00
Roxas City	0	0	0.00		0.00		0.00		0.00
Sagay City	0	0	0.00		0.00		0.00		0.00
San Carlos City	0	0	0.00		0.00		0.00		0.00
Silay City	0	0	0.00		0.00		0.00		0.00
Sipalay City	0	0	0.00		0.00		0.00		0.00
Talisay City	0	0	0.00		0.00		0.00		0.00
Victorias City	0	0	0.00		0.00		0.00		0.00
Region 7	0	0	0.00	0	0.00	0	0.00	0	0.00
Bohol	0	0	0.00		0.00		0.00		0.00
Cebu	0	0	0.00		0.00		0.00		0.00
Negros Oriental	0	0	0.00		0.00		0.00		0.00
Siquijor	0	0	0.00		0.00		0.00		0.00
Bais City	0	0	0.00		0.00		0.00		0.00
Bayawan City	0	0	0.00		0.00		0.00		0.00
Canlaon City	0	0	0.00		0.00		0.00		0.00
Cebu City	0	0	0.00		0.00		0.00		0.00
Danao City	0	0	0.00		0.00		0.00		0.00
Dumaguete City	0	0	0.00		0.00		0.00		0.00
Lapu-Lapu City	0	0	0.00		0.00		0.00		0.00
Mandaue City	0	0	0.00		0.00		0.00		0.00
Tagbilaran City	0	0	0.00		0.00		0.00		0.00
Talisay City	0	0	0.00		0.00		0.00		0.00
Tanjay City	0	0	0.00		0.00		0.00		0.00
Toledo City	0	0	0.00		0.00		0.00		0.00
Region 8	0	0	0.00	0	0.00	0	0.00	0	0.00
Biliran	0	0	0.00		0.00		0.00		0.00
Eastern Samar	0	0	0.00		0.00		0.00		0.00
Northern Leyte	0	0	0.00		0.00		0.00		0.00

Table 1C.5 - Natality
Normal Type of Deliveries by Place and by Region, Province and City
Philippines, 2017

Area	Total Deliveries	Normal Deliveries							
		Total	%	Home	%	Health Facility	%	Other Place	%
Northern Samar	0	0	0.00		0.00		0.00		0.00
Southern Leyte	0	0	0.00		0.00		0.00		0.00
Western Samar	0	0	0.00		0.00		0.00		0.00
Calbayog City	0	0	0.00		0.00		0.00		0.00
Maasin City	0	0	0.00		0.00		0.00		0.00
Ormoc City	0	0	0.00		0.00		0.00		0.00
Tacloban City	0	0	0.00		0.00		0.00		0.00
Region 9	0	0	0.00	0	0.00	0	0.00	0	0.00
Zamboanga del Norte	0	0	0.00		0.00		0.00		0.00
Zamboanga del Sur	0	0	0.00		0.00		0.00		0.00
Zamboanga Sibugay	0	0	0.00		0.00		0.00		0.00
Dapitan City	0	0	0.00		0.00		0.00		0.00
Dipolog City	0	0	0.00		0.00		0.00		0.00
Isabela City	0	0	0.00		0.00		0.00		0.00
Pagadian City	0	0	0.00		0.00		0.00		0.00
Zamboanga City	0	0	0.00		0.00		0.00		0.00
Region 10	0	0	0.00	0	0.00	0	0.00	0	0.00
Bukidnon	0	0	0.00		0.00		0.00		0.00
Camiguin	0	0	0.00		0.00		0.00		0.00
Lanao del Norte	0	0	0.00		0.00		0.00		0.00
Misamis Occidental	0	0	0.00		0.00		0.00		0.00
Misamis Oriental	0	0	0.00		0.00		0.00		0.00
Cagayan de Oro City	0	0	0.00		0.00		0.00		0.00
El Salvador City	0	0	0.00		0.00		0.00		0.00
Gingoog City	0	0	0.00		0.00		0.00		0.00
Iligan City	0	0	0.00		0.00		0.00		0.00
Malaybalay City	0	0	0.00		0.00		0.00		0.00
Oroquieta City	0	0	0.00		0.00		0.00		0.00
Ozamis City	0	0	0.00		0.00		0.00		0.00
Tangub City	0	0	0.00		0.00		0.00		0.00
Valencia City	0	0	0.00		0.00		0.00		0.00
Region 11	0	0	0.00	0	0.00	0	0.00	0	0.00
Compostela Valley	0	0	0.00		0.00		0.00		0.00
Davao del Norte	0	0	0.00		0.00		0.00		0.00
Davao del Sur	0	0	0.00		0.00		0.00		0.00
Davao Oriental	0	0	0.00		0.00		0.00		0.00
Davao Occidental	0	0	0.00		0.00		0.00		0.00
Davao City	0	0	0.00		0.00		0.00		0.00
Region 12	0	0	0.00	0	0.00	0	0.00	0	0.00
North Cotabato	0	0	0.00		0.00		0.00		0.00
Sarangani	0	0	0.00		0.00		0.00		0.00
South Cotabato	0	0	0.00		0.00		0.00		0.00
Sultan Kudarat	0	0	0.00		0.00		0.00		0.00
Cotabato City	0	0	0.00		0.00		0.00		0.00
Gen. Santos City	0	0	0.00		0.00		0.00		0.00
A.R.M.M.	0	0	0.00	0	0.00	0	0.00	0	0.00
Basilan	0	0	0.00		0.00		0.00		0.00
Lanao del Sur	0	0	0.00		0.00		0.00		0.00
Maguindanao	0	0	0.00		0.00		0.00		0.00

Table 1C.5 - Natality
 Normal Type of Deliveries by Place and by Region, Province and City
 Philippines, 2017

Area	Total Deliveries	Normal Deliveries							
		Total	%	Home	%	Health Facility	%	Other Place	%
Sulu	0	0	0.00		0.00		0.00		0.00
Tawi-Tawi	0	0	0.00		0.00		0.00		0.00
Lamitan City	0	0	0.00		0.00		0.00		0.00
Marawi City	0	0	0.00		0.00		0.00		0.00
CARAGA	0	0	0.00	0	0.00	0	0.00	0	0.00
Agusan del Norte	0	0	0.00		0.00		0.00		0.00
Agusan del Sur	0	0	0.00		0.00		0.00		0.00
Surigao del Norte	0	0	0.00		0.00		0.00		0.00
Surigao del Sur	0	0	0.00		0.00		0.00		0.00
Province of Dinagat	0	0	0.00		0.00		0.00		0.00
Bislig City	0	0	0.00		0.00		0.00		0.00
Butuan City	0	0	0.00		0.00		0.00		0.00
Surigao City	0	0	0.00		0.00		0.00		0.00

Legend:

0 = No Case

* = No Report

Area	Total Deliveries	Normal Deliveries							
		Total	%	Home	%	Health Facility	%	Other Place	%
Philippines	246,865	238,509	96.62	11,813	4.95	226,579	95.00	117	0.05
NCR	246,865	238,509	96.62	11,813	4.95	226,579	95.00	117	0.05
CAR	0	0	0.00	0	0.00	0	0.00	0	0.00
Region 1	0	0	0.00	0	0.00	0	0.00	0	0.00
Region 2	0	0	0.00	0	0.00	0	0.00	0	0.00
Region 3	0	0	0.00	0	0.00	0	0.00	0	0.00
Region 4A	0	0	0.00	0	0.00	0	0.00	0	0.00
Region 4B	0	0	0.00	0	0.00	0	0.00	0	0.00
Region 5	0	0	0.00	0	0.00	0	0.00	0	0.00
Region 6	0	0	0.00	0	0.00	0	0.00	0	0.00
Region 7	0	0	0.00	0	0.00	0	0.00	0	0.00
Region 8	0	0	0.00	0	0.00	0	0.00	0	0.00
Region 9	0	0	0.00	0	0.00	0	0.00	0	0.00
Region 10	0	0	0.00	0	0.00	0	0.00	0	0.00
Region 11	0	0	0.00	0	0.00	0	0.00	0	0.00
Region 12	0	0	0.00	0	0.00	0	0.00	0	0.00
ARMM	0	0	0.00	0	0.00	0	0.00	0	0.00
CARAGA	0	0	0.00	0	0.00	0	0.00	0	0.00

Total Deliveries by Place			
Health Facility	%	Other Place	%

234,935	95.17	117	0.05
---------	-------	-----	------

234,935	95.17	117	0.05
---------	-------	-----	------

0	0.00	0	0.00
---	------	---	------

0	0.00	0	0.00
---	------	---	------

0	0.00	0	0.00
---	------	---	------

0	0.00	0	0.00
---	------	---	------

0	0.00	0	0.00
---	------	---	------

0	0.00	0	0.00
---	------	---	------

0	0.00	0	0.00
---	------	---	------

0	0.00	0	0.00
---	------	---	------

0	0.00	0	0.00
---	------	---	------

0	0.00	0	0.00
---	------	---	------

0	0.00	0	0.00
---	------	---	------

0	0.00	0	0.00
---	------	---	------

0	0.00	0	0.00
---	------	---	------

0	0.00	0	0.00
---	------	---	------

0	0.00	0	0.00
---	------	---	------

0	0.00	0	0.00
---	------	---	------

Figure 1C.4

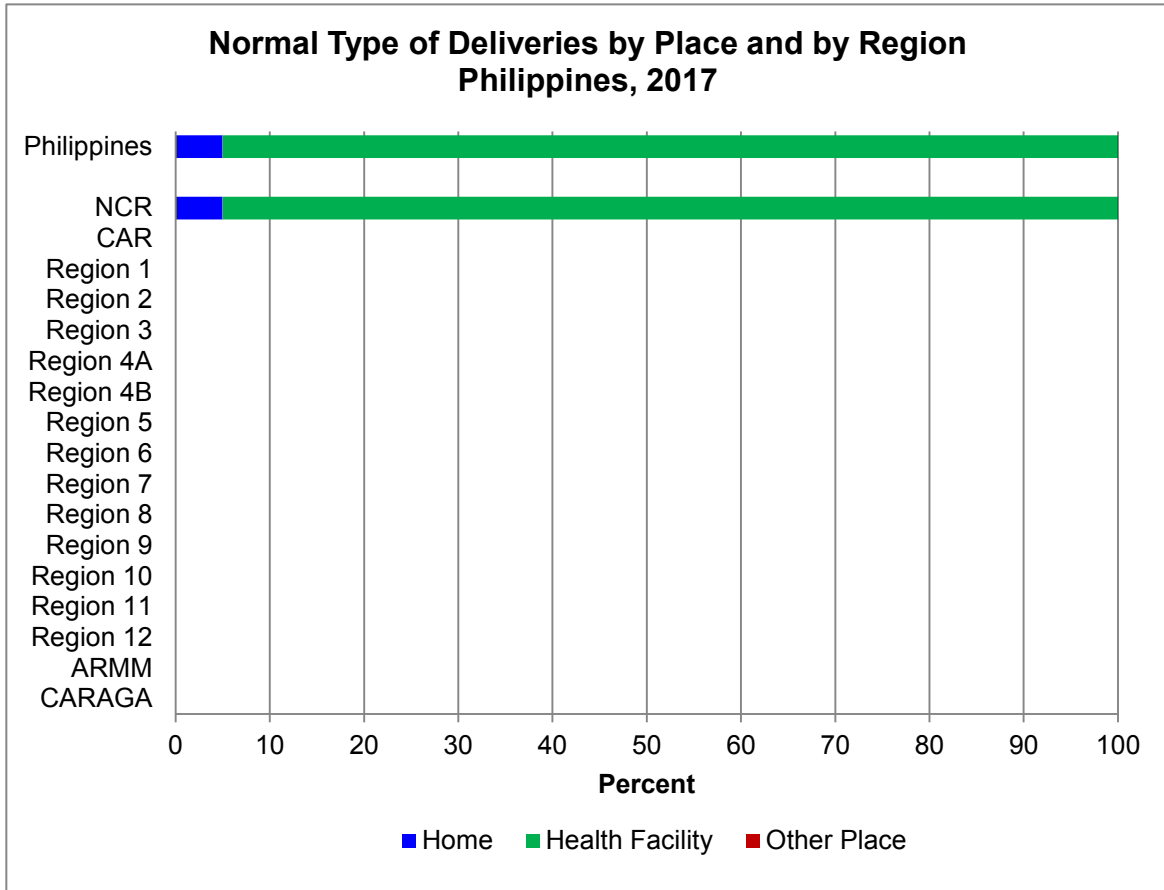


Figure 1C.5

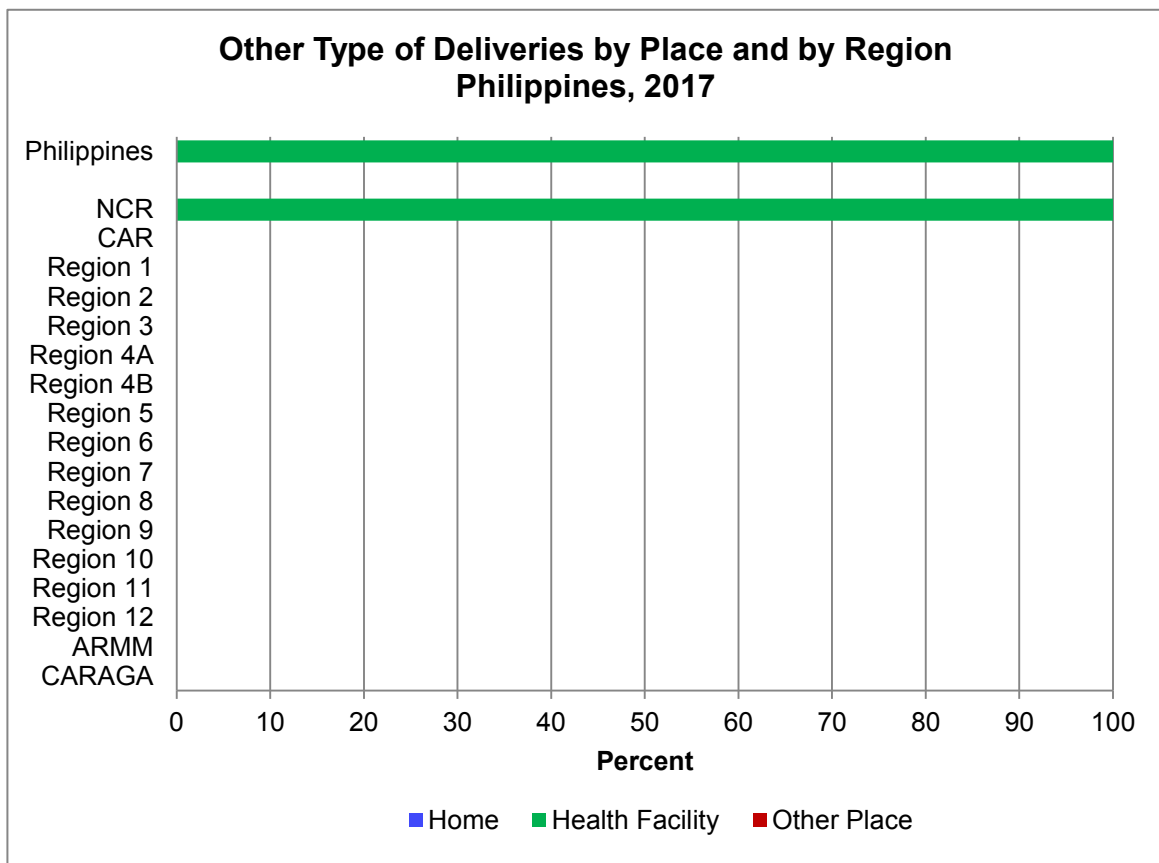


Figure 1C.6

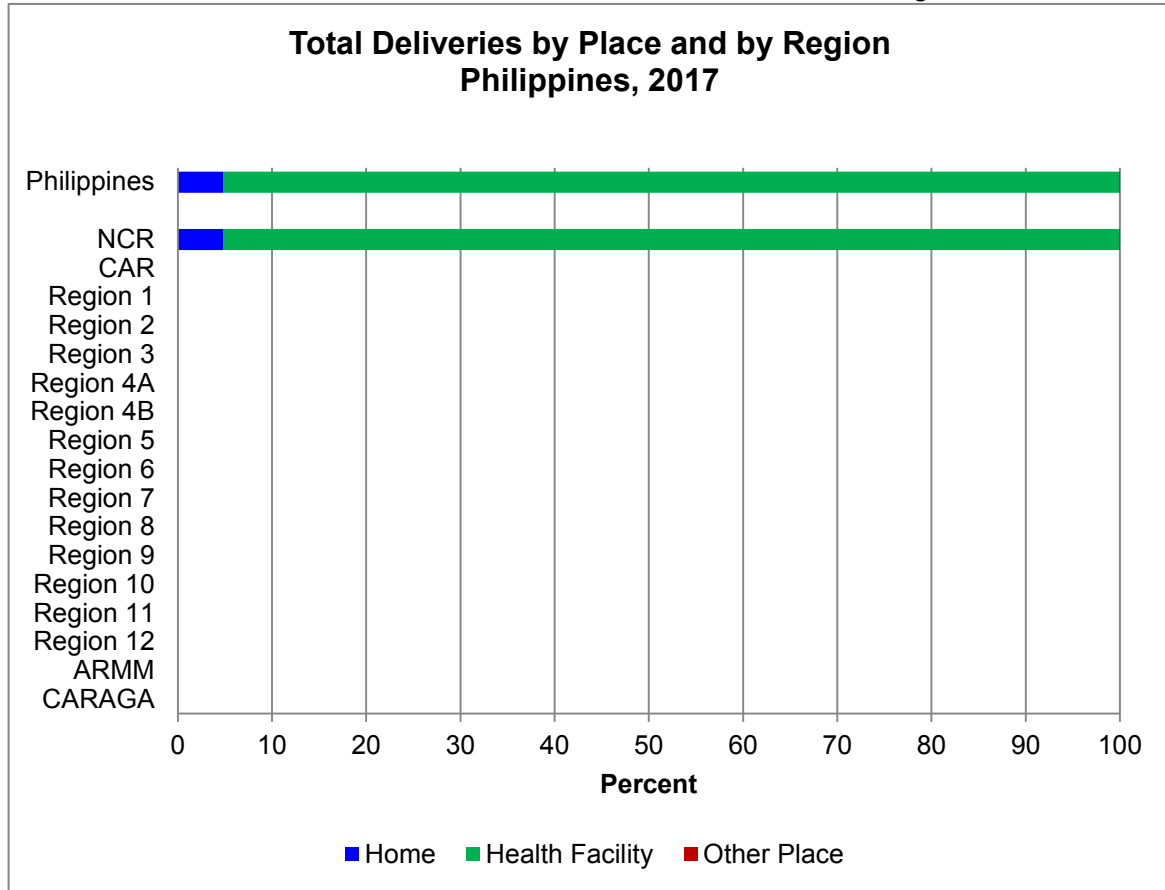


Table 1C.6 - Natality
Other Type of Deliveries by Place and by Region, Province and City
Philippines, 2017

Area	Total Deliveries	Other deliveries							
		Total	%	Home	%	Health Facility	%	Other Place	%
PHILIPPINES	246,865	8,356	3.38	0	0.00	8,356	100.00	0	0.00
N C R	246,865	8,356	3.38	0	0.00	8,356	100.00	0	0.00
Malabon	5,254	100	1.90	0	0.00	100	100.00	0	0.00
Navotas	5,189	546	10.52	0	0.00	546	100.00	0	0.00
Valenzuela City	6,695	0	0.00	0	0.00	0	0.00	0	0.00
Caloocan City	19,260	0	0.00	0	0.00	0	0.00	0	0.00
Marikina City	8,957	0	0.00	0	0.00	0	0.00	0	0.00
Pasig City	15,394	957	6.22	0	0.00	957	100.00	0	0.00
Pateros	1,046	363	34.70	0	0.00	363	100.00	0	0.00
Taguig	12,301	0	0.00	0	0.00	0	0.00	0	0.00
Quezon City	65,935	923	1.40	0	0.00	923	100.00	0	0.00
Makati City	7,658	0	0.00	0	0.00	0	0.00	0	0.00
Mandaluyong City	5,218	218	4.18	0	0.00	218	100.00	0	0.00
San Juan	1,790	115	6.42	0	0.00	115	100.00	0	0.00
Manila City	56,885	0	0.00	0	0.00	0	0.00	0	0.00
Las Piñas City	6,249	0	0.00	0	0.00	0	0.00	0	0.00
Muntinlupa City	8,678	0	0.00	0	0.00	0	0.00	0	0.00
Parañaque City	12,586	3,741	29.72	0	0.00	3,741	100.00	0	0.00
Pasay City	7,770	1,393	17.93	0	0.00	1,393	100.00	0	0.00
C A R	0	0	0.00	0	0.00	0	0.00	0	0.00
Abra	0	0	0.00		0.00		0.00		0.00
Apayao	0	0	0.00		0.00		0.00		0.00
Benguet	0	0	0.00		0.00		0.00		0.00
Ifugao	0	0	0.00		0.00		0.00		0.00
Kalinga	0	0	0.00		0.00		0.00		0.00
Mt. Province	0	0	0.00		0.00		0.00		0.00
Baguio City	0	0	0.00		0.00		0.00		0.00
Region 1	0	0	0.00	0	0.00	0	0.00	0	0.00
Ilocos Norte	0	0	0.00		0.00		0.00		0.00
Ilocos Sur	0	0	0.00		0.00		0.00		0.00
La Union	0	0	0.00		0.00		0.00		0.00
Pangasinan	0	0	0.00		0.00		0.00		0.00
Alaminos City	0	0	0.00		0.00		0.00		0.00
Candon City	0	0	0.00		0.00		0.00		0.00
Dagupan City	0	0	0.00		0.00		0.00		0.00
Laoag City	0	0	0.00		0.00		0.00		0.00
San Carlos City	0	0	0.00		0.00		0.00		0.00
San Fernando City	0	0	0.00		0.00		0.00		0.00
Urdaneta City	0	0	0.00		0.00		0.00		0.00
Vigan City	0	0	0.00		0.00		0.00		0.00
Region 2	0	0	0.00	0	0.00	0	0.00	0	0.00
Batanes	0	0	0.00		0.00		0.00		0.00
Cagayan	0	0	0.00		0.00		0.00		0.00
Isabela	0	0	0.00		0.00		0.00		0.00
Nueva Vizcaya	0	0	0.00		0.00		0.00		0.00
Quirino	0	0	0.00		0.00		0.00		0.00

Table 1C.6 - Natality

Other Type of Deliveries by Place and by Region, Province and City
Philippines, 2017

Area	Total Deliveries	Other deliveries							
		Total	%	Home	%	Health Facility	%	Other Place	%
Cauayan City	0	0	0.00		0.00		0.00		0.00
Ilagan City	0	0	0.00		0.00		0.00		0.00
Santiago City	0	0	0.00		0.00		0.00		0.00
Tuguegarao City	0	0	0.00		0.00		0.00		0.00
Region 3	0	0	0.00	0	0.00	0	0.00	0	0.00
Aurora	0	0	0.00		0.00		0.00		0.00
Bataan	0	0	0.00		0.00		0.00		0.00
Bulacan	0	0	0.00		0.00		0.00		0.00
Nueva Ecija	0	0	0.00		0.00		0.00		0.00
Pampanga	0	0	0.00		0.00		0.00		0.00
Tarlac	0	0	0.00		0.00		0.00		0.00
Zambales	0	0	0.00		0.00		0.00		0.00
Angeles City	0	0	0.00		0.00		0.00		0.00
Balanga City	0	0	0.00		0.00		0.00		0.00
Cabanatuan City	0	0	0.00		0.00		0.00		0.00
City of San Fernando	0	0	0.00		0.00		0.00		0.00
Gapan City	0	0	0.00		0.00		0.00		0.00
Mabalacat City	0	0	0.00		0.00		0.00		0.00
Malolos City	0	0	0.00		0.00		0.00		0.00
Meycauayan	0	0	0.00		0.00		0.00		0.00
Olongapo	0	0	0.00		0.00		0.00		0.00
Palayan City	0	0	0.00		0.00		0.00		0.00
San Jose City	0	0	0.00		0.00		0.00		0.00
San Jose del Monte City	0	0	0.00		0.00		0.00		0.00
Science City of Munoz	0	0	0.00		0.00		0.00		0.00
Tarlac City	0	0	0.00		0.00		0.00		0.00
Region 4A	0	0	0.00	0	0.00	0	0.00	0	0.00
Batangas	0	0	0.00		0.00		0.00		0.00
Cavite	0	0	0.00		0.00		0.00		0.00
Laguna	0	0	0.00		0.00		0.00		0.00
Quezon	0	0	0.00		0.00		0.00		0.00
Rizal	0	0	0.00		0.00		0.00		0.00
Antipolo City	0	0	0.00		0.00		0.00		0.00
Bacoor City	0	0	0.00		0.00		0.00		0.00
Batangas City	0	0	0.00		0.00		0.00		0.00
Biñan City	0	0	0.00		0.00		0.00		0.00
Cabuyao City	0	0	0.00		0.00		0.00		0.00
Calamba City	0	0	0.00		0.00		0.00		0.00
Cavite City	0	0	0.00		0.00		0.00		0.00
Dasmariñas City	0	0	0.00		0.00		0.00		0.00
General Trias City	0	0	0.00		0.00		0.00		0.00
Imus City	0	0	0.00		0.00		0.00		0.00
Lipa City	0	0	0.00		0.00		0.00		0.00
Lucena City	0	0	0.00		0.00		0.00		0.00
San Pablo City	0	0	0.00		0.00		0.00		0.00
San Pedro City	0	0	0.00		0.00		0.00		0.00
Santa Rosa City	0	0	0.00		0.00		0.00		0.00
Tagaytay City	0	0	0.00		0.00		0.00		0.00
Tanauan City	0	0	0.00		0.00		0.00		0.00
Tayabas City	0	0	0.00		0.00		0.00		0.00
Trece Martires City	0	0	0.00		0.00		0.00		0.00

Table 1C.6 - Natality
Other Type of Deliveries by Place and by Region, Province and City
Philippines, 2017

Area	Total Deliveries	Other deliveries							
		Total	%	Home	%	Health Facility	%	Other Place	%
Region 4B	0	0	0.00	0	0.00	0	0.00	0	0.00
Marinduque	0	0	0.00		0.00		0.00		0.00
Mindoro Occidental	0	0	0.00		0.00		0.00		0.00
Mindoro Oriental	0	0	0.00		0.00		0.00		0.00
Palawan	0	0	0.00		0.00		0.00		0.00
Romblon	0	0	0.00		0.00		0.00		0.00
Puerto Princesa City	0	0	0.00		0.00		0.00		0.00
Region 5	0	0	0.00	0	0.00	0	0.00	0	0.00
Albay	0	0	0.00		0.00		0.00		0.00
Camarines Norte	0	0	0.00		0.00		0.00		0.00
Camarines Sur	0	0	0.00		0.00		0.00		0.00
Catanduanes	0	0	0.00		0.00		0.00		0.00
Masbate	0	0	0.00		0.00		0.00		0.00
Sorsogon	0	0	0.00		0.00		0.00		0.00
Iriga City	0	0	0.00		0.00		0.00		0.00
Legaspi City	0	0	0.00		0.00		0.00		0.00
Naga City	0	0	0.00		0.00		0.00		0.00
Region 6	0	0	0.00	0	0.00	0	0.00	0	0.00
Aklan	0	0	0.00		0.00		0.00		0.00
Antique	0	0	0.00		0.00		0.00		0.00
Capiz	0	0	0.00		0.00		0.00		0.00
Guimaras	0	0	0.00		0.00		0.00		0.00
Iloilo	0	0	0.00		0.00		0.00		0.00
Negros Occidental	0	0	0.00		0.00		0.00		0.00
Bacolod City	0	0	0.00		0.00		0.00		0.00
Bago City	0	0	0.00		0.00		0.00		0.00
Cadiz City	0	0	0.00		0.00		0.00		0.00
Escalante City	0	0	0.00		0.00		0.00		0.00
Himamaylan City	0	0	0.00		0.00		0.00		0.00
Iloilo City	0	0	0.00		0.00		0.00		0.00
Kabankalan City	0	0	0.00		0.00		0.00		0.00
La Carlota City	0	0	0.00		0.00		0.00		0.00
Passi City	0	0	0.00		0.00		0.00		0.00
Roxas City	0	0	0.00		0.00		0.00		0.00
Sagay City	0	0	0.00		0.00		0.00		0.00
San Carlos City	0	0	0.00		0.00		0.00		0.00
Silay City	0	0	0.00		0.00		0.00		0.00
Sipalay City	0	0	0.00		0.00		0.00		0.00
Talisay City	0	0	0.00		0.00		0.00		0.00
Victorias City	0	0	0.00		0.00		0.00		0.00
Region 7	0	0	0.00	0	0.00	0	0.00	0	0.00
Bohol	0	0	0.00		0.00		0.00		0.00
Cebu	0	0	0.00		0.00		0.00		0.00
Negros Oriental	0	0	0.00		0.00		0.00		0.00
Siquijor	0	0	0.00		0.00		0.00		0.00
Bais City	0	0	0.00		0.00		0.00		0.00
Bayawan City	0	0	0.00		0.00		0.00		0.00
Canlaon City	0	0	0.00		0.00		0.00		0.00
Cebu City	0	0	0.00		0.00		0.00		0.00
Danao City	0	0	0.00		0.00		0.00		0.00
Dumaguete City	0	0	0.00		0.00		0.00		0.00

Table 1C.6 - Natality
Other Type of Deliveries by Place and by Region, Province and City
Philippines, 2017

Area	Total Deliveries	Other deliveries							
		Total	%	Home	%	Health Facility	%	Other Place	%
Lapu-Lapu City	0	0	0.00		0.00		0.00		0.00
Mandaue City	0	0	0.00		0.00		0.00		0.00
Tagbilaran City	0	0	0.00		0.00		0.00		0.00
Talisay City	0	0	0.00		0.00		0.00		0.00
Tanjay City	0	0	0.00		0.00		0.00		0.00
Toledo City	0	0	0.00		0.00		0.00		0.00
Region 8	0	0	0.00	0	0.00	0	0.00	0	0.00
Biliran	0	0	0.00		0.00		0.00		0.00
Eastern Samar	0	0	0.00		0.00		0.00		0.00
Northern Leyte	0	0	0.00		0.00		0.00		0.00
Northern Samar	0	0	0.00		0.00		0.00		0.00
Southern Leyte	0	0	0.00		0.00		0.00		0.00
Western Samar	0	0	0.00		0.00		0.00		0.00
Calbayog City	0	0	0.00		0.00		0.00		0.00
Maasin City	0	0	0.00		0.00		0.00		0.00
Ormoc City	0	0	0.00		0.00		0.00		0.00
Tacloban City	0	0	0.00		0.00		0.00		0.00
Region 9	0	0	0.00	0	0.00	0	0.00	0	0.00
Zamboanga del Norte	0	0	0.00		0.00		0.00		0.00
Zamboanga del Sur	0	0	0.00		0.00		0.00		0.00
Zamboanga Sibugay	0	0	0.00		0.00		0.00		0.00
Dapitan City	0	0	0.00		0.00		0.00		0.00
Dipolog City	0	0	0.00		0.00		0.00		0.00
Isabela City	0	0	0.00		0.00		0.00		0.00
Pagadian City	0	0	0.00		0.00		0.00		0.00
Zamboanga City	0	0	0.00		0.00		0.00		0.00
Region 10	0	0	0.00	0	0.00	0	0.00	0	0.00
Bukidnon	0	0	0.00		0.00		0.00		0.00
Camiguin	0	0	0.00		0.00		0.00		0.00
Lanao del Norte	0	0	0.00		0.00		0.00		0.00
Misamis Occidental	0	0	0.00		0.00		0.00		0.00
Misamis Oriental	0	0	0.00		0.00		0.00		0.00
Cagayan de Oro City	0	0	0.00		0.00		0.00		0.00
El Salvador City	0	0	0.00		0.00		0.00		0.00
Gingoog City	0	0	0.00		0.00		0.00		0.00
Iligan City	0	0	0.00		0.00		0.00		0.00
Malaybalay City	0	0	0.00		0.00		0.00		0.00
Oroquieta City	0	0	0.00		0.00		0.00		0.00
Ozamis City	0	0	0.00		0.00		0.00		0.00
Tangub City	0	0	0.00		0.00		0.00		0.00
Valencia City	0	0	0.00		0.00		0.00		0.00
Region 11	0	0	0.00	0	0.00	0	0.00	0	0.00
Compostela Valley	0	0	0.00		0.00		0.00		0.00
Davao del Norte	0	0	0.00		0.00		0.00		0.00
Davao del Sur	0	0	0.00		0.00		0.00		0.00
Davao Oriental	0	0	0.00		0.00		0.00		0.00
Davao Occidental	0	0	0.00		0.00		0.00		0.00
Davao City	0	0	0.00		0.00		0.00		0.00
Region 12	0	0	0.00	0	0.00	0	0.00	0	0.00

Table 1C.6 - Natality
Other Type of Deliveries by Place and by Region, Province and City
Philippines, 2017

Area	Total Deliveries	Other deliveries							
		Total	%	Home	%	Health Facility	%	Other Place	%
North Cotabato	0	0	0.00		0.00		0.00		0.00
Sarangani	0	0	0.00		0.00		0.00		0.00
South Cotabato	0	0	0.00		0.00		0.00		0.00
Sultan Kudarat	0	0	0.00		0.00		0.00		0.00
Cotabato City	0	0	0.00		0.00		0.00		0.00
Gen. Santos City	0	0	0.00		0.00		0.00		0.00
A.R.M.M.	0	0	0.00	0	0.00	0	0.00	0	0.00
Basilan	0	0	0.00		0.00		0.00		0.00
Lanao del Sur	0	0	0.00		0.00		0.00		0.00
Maguindanao	0	0	0.00		0.00		0.00		0.00
Sulu	0	0	0.00		0.00		0.00		0.00
Tawi-Tawi	0	0	0.00		0.00		0.00		0.00
Lamitan City	0	0	0.00		0.00		0.00		0.00
Marawi City	0	0	0.00		0.00		0.00		0.00
CARAGA	0	0	0.00	0	0.00	0	0.00	0	0.00
Agusan del Norte	0	0	0.00		0.00		0.00		0.00
Agusan del Sur	0	0	0.00		0.00		0.00		0.00
Surigao del Norte	0	0	0.00		0.00		0.00		0.00
Surigao del Sur	0	0	0.00		0.00		0.00		0.00
Province of Dinagat	0	0	0.00		0.00		0.00		0.00
Bislig City	0	0	0.00		0.00		0.00		0.00
Butuan City	0	0	0.00		0.00		0.00		0.00
Surigao City	0	0	0.00		0.00		0.00		0.00

Legend:

0 = No Case

* = No Report