

MONTHLY REPORT OF DISBURSEMENTS
For the month of October 2022

Department: Department of Health (DOH)
 Agency/Entity: Office of the Secretary
 Operating Unit: Metro Manila Centers for Health Development
 Organization Code (UACS): 13 001 0300013
 Fund Cluster: 01 Regular Agency Fund


Particulars	Current Year Budget					Prior Year's Budget											Trust Liabilities				Grand Total					Remarks		
	PS	MOOE	FinEx	CO	TOTAL 6=(2+3+4+5)	Prior Year's Accounts Payable					Current Year's Accounts Payable					TOTAL 17=(11+16)	SUB-TOTAL 18=(6+17)	PS	MOOE	CO	TOTAL 22=(19+20+21)	PS	MOOE	FinEx	CO		TOTAL 27=(23+24+25+26)	
						PS	MOOE	FinEx	CO	Sub-Total 11=(7+8+9+10)	PS	MOOE	FinEx	CO	Sub-Total 16=(12+13+14+15)													12
1	2	3	4	5	6	7	8	9	10	11	12	13	14	15	16	17	18	19	20	21	22	23	24	25	26	27	28	
CASH DISBURSEMENTS	30,302,710.82	436,460,006.39	0.00	8,603,296.14	475,366,013.35	131,176.58	0.00	0.00	5,707.91	136,884.49	0.00	1,129,134.81	0.00	1,762,935.00	2,892,069.81	3,028,954.30	478,394,967.65	0.00	0.00	0.00	0.00	30,433,887.40	437,589,141.20	0.00	10,371,939.05	478,394,967.65		
Notice of Cash Allocation (NCA)	30,302,710.82	436,460,006.39	0.00	8,603,296.14	475,366,013.35	131,176.58	0.00	0.00	5,707.91	136,884.49	0.00	1,129,134.81	0.00	1,762,935.00	2,892,069.81	3,028,954.30	478,394,967.65	0.00	0.00	0.00	0.00	30,433,887.40	437,589,141.20	0.00	10,371,939.05	478,394,967.65		
MDS Checks Issued	6,490,796.98	332,802,990.68	0.00	0.00	339,293,787.66	73,218.93	0.00	0.00	0.00	0.00	0.00	0.00	0.00	0.00	73,218.93	339,367,006.59	0.00	0.00	0.00	0.00	6,564,015.91	332,802,990.68	0.00	0.00	0.00	339,367,006.59		
Advice to Debit Account	23,811,913.84	103,657,015.71	0.00	8,603,296.14	136,072,225.69	57,957.65	0.00	0.00	5,707.91	63,665.56	0.00	1,129,134.81	0.00	1,762,935.00	2,892,069.81	2,955,735.37	139,027,961.06	0.00	0.00	0.00	0.00	23,869,871.49	104,786,150.52	0.00	10,371,939.05	139,027,961.06		
Notice of Transfer Allocations (NTA)	0.00	0.00	0.00	0.00	0.00	0.00	0.00	0.00	0.00	0.00	0.00	0.00	0.00	0.00	0.00	0.00	0.00	0.00	0.00	0.00	0.00	0.00	0.00	0.00	0.00	0.00	0.00	
MDS Checks Issued	0.00	0.00	0.00	0.00	0.00	0.00	0.00	0.00	0.00	0.00	0.00	0.00	0.00	0.00	0.00	0.00	0.00	0.00	0.00	0.00	0.00	0.00	0.00	0.00	0.00	0.00	0.00	
Advice to Debit Account	0.00	0.00	0.00	0.00	0.00	0.00	0.00	0.00	0.00	0.00	0.00	0.00	0.00	0.00	0.00	0.00	0.00	0.00	0.00	0.00	0.00	0.00	0.00	0.00	0.00	0.00	0.00	
Working Fund for FAPs	0.00	0.00	0.00	0.00	0.00	0.00	0.00	0.00	0.00	0.00	0.00	0.00	0.00	0.00	0.00	0.00	0.00	0.00	0.00	0.00	0.00	0.00	0.00	0.00	0.00	0.00	0.00	
Cash Disbursement Ceiling (CDC)	0.00	0.00	0.00	0.00	0.00	0.00	0.00	0.00	0.00	0.00	0.00	0.00	0.00	0.00	0.00	0.00	0.00	0.00	0.00	0.00	0.00	0.00	0.00	0.00	0.00	0.00	0.00	
TOTAL CASH DISBURSEMENTS	30,302,710.82	436,460,006.39	0.00	8,603,296.14	475,366,013.35	131,176.58	0.00	0.00	5,707.91	136,884.49	0.00	1,129,134.81	0.00	1,762,935.00	2,892,069.81	3,028,954.30	478,394,967.65	0.00	0.00	0.00	0.00	30,433,887.40	437,589,141.20	0.00	10,371,939.05	478,394,967.65		
NON-CASH DISBURSEMENTS	2,885,982.54	2,642,380.40	0.00	487,828.86	6,016,191.80	0.00	0.00	0.00	323.09	323.09	0.00	74,335.31	0.00	117,327.00	191,662.31	191,985.40	6,208,177.20	0.00	0.00	0.00	0.00	2,885,982.54	2,716,715.71	0.00	605,478.95	6,208,177.20		
Tax Remittance Advances Issued (TRA)	2,885,982.54	2,642,380.40	0.00	487,828.86	6,016,191.80	0.00	0.00	0.00	323.09	323.09	0.00	74,335.31	0.00	117,327.00	191,662.31	191,985.40	6,208,177.20	0.00	0.00	0.00	0.00	2,885,982.54	2,716,715.71	0.00	605,478.95	6,208,177.20		
Non-Cash Availment Authority (NCAA)	0.00	0.00	0.00	0.00	0.00	0.00	0.00	0.00	0.00	0.00	0.00	0.00	0.00	0.00	0.00	0.00	0.00	0.00	0.00	0.00	0.00	0.00	0.00	0.00	0.00	0.00		
Disbursements effected through outright deductions from claims (please specify...)	0.00	0.00	0.00	0.00	0.00	0.00	0.00	0.00	0.00	0.00	0.00	0.00	0.00	0.00	0.00	0.00	0.00	0.00	0.00	0.00	0.00	0.00	0.00	0.00	0.00	0.00		
Overpayment of expenses (e.g. personnel benefits)	0.00	0.00	0.00	0.00	0.00	0.00	0.00	0.00	0.00	0.00	0.00	0.00	0.00	0.00	0.00	0.00	0.00	0.00	0.00	0.00	0.00	0.00	0.00	0.00	0.00	0.00		
Restitution for loss or government property	0.00	0.00	0.00	0.00	0.00	0.00	0.00	0.00	0.00	0.00	0.00	0.00	0.00	0.00	0.00	0.00	0.00	0.00	0.00	0.00	0.00	0.00	0.00	0.00	0.00	0.00		
Liquidated damages and similar claims	0.00	0.00	0.00	0.00	0.00	0.00	0.00	0.00	0.00	0.00	0.00	0.00	0.00	0.00	0.00	0.00	0.00	0.00	0.00	0.00	0.00	0.00	0.00	0.00	0.00	0.00		
Others (e.g. TEF, BTr, Docs Stamp, etc.)	0.00	0.00	0.00	0.00	0.00	0.00	0.00	0.00	0.00	0.00	0.00	0.00	0.00	0.00	0.00	0.00	0.00	0.00	0.00	0.00	0.00	0.00	0.00	0.00	0.00	0.00		
TOTAL NON-CASH DISBURSEMENTS	2,885,982.54	2,642,380.40	0.00	487,828.86	6,016,191.80	0.00	0.00	0.00	323.09	323.09	0.00	74,335.31	0.00	117,327.00	191,662.31	191,985.40	6,208,177.20	0.00	0.00	0.00	0.00	2,885,982.54	2,716,715.71	0.00	605,478.95	6,208,177.20		
GRAND TOTAL	33,188,693.36	439,102,386.79	0.00	9,091,125.00	481,382,205.15	131,176.58	0.00	0.00	6,031.00	137,207.58	0.00	1,203,470.12	0.00	1,880,262.00	3,083,732.12	3,220,939.70	484,603,144.85	0.00	0.00	0.00	0.00	33,319,869.94	440,305,856.91	0.00	10,977,418.00	484,603,144.85		

SUMMARY

Particulars	Previous Report	This Month	As at Date
(1)	(2)	(3)	(4)
Total Disbursement Authorities Received	5,028,892,176.92	2,909,156,521.78	7,938,048,698.70
NCA	1,587,193,266.00	43,398,000.00	1,630,591,266.00
NTA	3,382,951,101.09	2,859,550,344.58	6,242,501,445.67
Working Fund	0.00	0.00	0.00
TRA	58,747,809.83	6,208,177.20	64,955,987.03
CDC	0.00	0.00	0.00
NCAA	0.00	0.00	0.00
Less: Notice of Transfer of Allocations (NTA) issued	50,325,700.00	0.00	50,325,700.00
Total Disbursement Authorities Available	4,978,566,476.92	2,909,156,521.78	7,887,722,998.70
Less:	0.00	0.00	0.00
Lapsed NCA	21,330,330.52	0.00	21,330,330.52
Disbursements	4,957,236,146.40	484,803,144.85	5,441,839,291.25
Less: Other Non-Cash Disbursements	0.00	0.00	0.00
Disbursements effected through outright deductions from claims	0.00	0.00	0.00
Overpayment of expenses (e.g. personnel benefits)	0.00	0.00	0.00
Restitution for loss of government property	0.00	0.00	0.00
Liquidated damages and similar claims	0.00	0.00	0.00
Others (e.g. TEF, BTr, Docs Stamp, etc.)	0.00	0.00	0.00
Add/Less: Adjustments (e.g. cancelled/staled checks)	0.00	0.00	0.00
Balance of Disbursement Authorities as at date	0.00	2,424,553,376.93	2,424,553,376.93
Total Disbursements Program	4,978,566,476.92	2,909,156,521.78	7,887,722,998.70
Less: Actual Disbursements	4,957,236,146.40	484,803,144.85	5,441,839,291.25
(Over)/Under spending	21,330,330.52	2,424,553,376.93	2,445,883,707.45

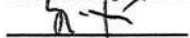
Notes: * The use of NTA is discouraged
 Notes: ** Amounts should tally with the grand total disbursement (column 27).

Certified Correct:




 MARJORIE S. FABUNAN, CPA
 Accountant III
 Date: November 8, 2022

Recommending Approval:



 PHILIP F. DU, CPA, MBM
 Chief Administrative Officer
 Date: November 8, 2022

Approved By:



 GLORIA J. BALBOA, MD, MPH, MHA, CEO VI, CESO III
 Director IV
 Date: November 8, 2022

MONTHLY REPORT OF DISBURSEMENTS
For the month of November 2022

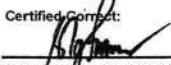
Department : Department of Health (DOH)
Agency/Entity : Office of the Secretary
Operating Unit : Metro Manila Centers for Health Development
Organization Code (UACS) : 13 001 0300013
Fund Cluster : 01 Regular Agency Fund


Particulars	Current Year Budget					Prior Year's Budget											Trust Liabilities				Grand Total					Remarks		
	PS	MOOE	FinEx	CO	TOTAL	Prior Year's Accounts Payable					Current Year's Accounts Payable					SUB-TOTAL	PS	MOOE	CO	TOTAL	PS	MOOE	FinEx	CO	TOTAL			
						PS	MOOE	FinEx	CO	Sub-Total	PS	MOOE	FinEx	CO	Sub-Total												TOTAL	TOTAL
1	2	3	4	5	6=(2+3+4+5)	7	8	9	10	11=(7+8+9+10)	12	13	14	15	16=(12+13+14+15)	17=(11+16)	18=(6+17)	19	20	21	22=(19+20+21)	23	24	25	26	27=(23+24+25+26)	28	
CASH DISBURSEMENTS	38,358,899.31	2,308,675,153.52	0.00	13,124,938.14	2,360,158,990.97	16,332.00	1,317,166.56	0.00	2,178,587.41	3,512,085.97	0.00	104,463.01	0.00	3,468,135.50	3,572,598.51	7,084,684.48	2,367,243,675.45	0.00	0.00	0.00	0.00	38,375,231.31	2,310,996,763.09	0.00	18,771,661.05	2,367,243,675.45		
Notice of Cash Allocation (NCA)	38,358,899.31	2,308,675,153.52	0.00	13,124,938.14	2,360,158,990.97	16,332.00	1,317,166.56	0.00	2,178,587.41	3,512,085.97	0.00	104,463.01	0.00	3,468,135.50	3,572,598.51	7,084,684.48	2,367,243,675.45	0.00	0.00	0.00	0.00	38,375,231.31	2,310,996,763.09	0.00	18,771,661.05	2,367,243,675.45		
MDS Checks Issued	6,668,732.68	2,225,327,982.30	0.00	1,800,000.00	2,233,796,714.98	0.00	1,261,465.00	0.00	0.00	1,261,465.00	0.00	0.00	0.00	0.00	0.00	1,261,465.00	2,235,058,179.98	0.00	0.00	0.00	0.00	6,668,732.68	2,226,589,447.30	0.00	1,800,000.00	2,235,058,179.98		
Advice to Debit Account	31,690,166.63	83,347,171.22	0.00	11,324,938.14	126,362,275.99	16,332.00	55,701.56	0.00	2,178,587.41	2,250,620.97	0.00	104,463.01	0.00	3,468,135.50	3,572,598.51	5,623,219.48	132,185,495.47	0.00	0.00	0.00	0.00	31,706,498.63	83,507,335.79	0.00	16,971,661.05	132,185,495.47		
Notice of Transfer Allocations (NTA)	0.00	0.00	0.00	0.00	0.00	0.00	0.00	0.00	0.00	0.00	0.00	0.00	0.00	0.00	0.00	0.00	0.00	0.00	0.00	0.00	0.00	0.00	0.00	0.00	0.00	0.00	0.00	
MDS Checks Issued	0.00	0.00	0.00	0.00	0.00	0.00	0.00	0.00	0.00	0.00	0.00	0.00	0.00	0.00	0.00	0.00	0.00	0.00	0.00	0.00	0.00	0.00	0.00	0.00	0.00	0.00	0.00	0.00
Advice to Debit Account	0.00	0.00	0.00	0.00	0.00	0.00	0.00	0.00	0.00	0.00	0.00	0.00	0.00	0.00	0.00	0.00	0.00	0.00	0.00	0.00	0.00	0.00	0.00	0.00	0.00	0.00	0.00	0.00
Working Fund for FAPs	0.00	0.00	0.00	0.00	0.00	0.00	0.00	0.00	0.00	0.00	0.00	0.00	0.00	0.00	0.00	0.00	0.00	0.00	0.00	0.00	0.00	0.00	0.00	0.00	0.00	0.00	0.00	0.00
Cash Disbursement Ceiling (CDC)	0.00	0.00	0.00	0.00	0.00	0.00	0.00	0.00	0.00	0.00	0.00	0.00	0.00	0.00	0.00	0.00	0.00	0.00	0.00	0.00	0.00	0.00	0.00	0.00	0.00	0.00	0.00	0.00
TOTAL CASH DISBURSEMENTS	38,358,899.31	2,308,675,153.52	0.00	13,124,938.14	2,360,158,990.97	16,332.00	1,317,166.56	0.00	2,178,587.41	3,512,085.97	0.00	104,463.01	0.00	3,468,135.50	3,572,598.51	7,084,684.48	2,367,243,675.45	0.00	0.00	0.00	0.00	38,375,231.31	2,310,996,763.09	0.00	18,771,661.05	2,367,243,675.45		
NON-CASH DISBURSEMENTS	2,970,700.49	3,179,945.65	0.00	841,351.77	6,791,997.91	0.00	3,713.44	0.00	143,878.04	147,591.48	0.00	5,912.99	0.00	224,929.47	230,842.46	378,433.94	7,170,431.85	0.00	0.00	0.00	0.00	2,970,700.49	3,169,572.08	0.00	1,010,159.28	7,170,431.85		
Tax Remittance Advances Issued (TRA)	2,970,700.49	3,179,945.65	0.00	841,351.77	6,791,997.91	0.00	3,713.44	0.00	143,878.04	147,591.48	0.00	5,912.99	0.00	224,929.47	230,842.46	378,433.94	7,170,431.85	0.00	0.00	0.00	0.00	2,970,700.49	3,169,572.08	0.00	1,010,159.28	7,170,431.85		
Non-Cash Availment Authority (NCAA)	0.00	0.00	0.00	0.00	0.00	0.00	0.00	0.00	0.00	0.00	0.00	0.00	0.00	0.00	0.00	0.00	0.00	0.00	0.00	0.00	0.00	0.00	0.00	0.00	0.00	0.00	0.00	0.00
Disbursements effected through outright deductions from claims (please specify...)	0.00	0.00	0.00	0.00	0.00	0.00	0.00	0.00	0.00	0.00	0.00	0.00	0.00	0.00	0.00	0.00	0.00	0.00	0.00	0.00	0.00	0.00	0.00	0.00	0.00	0.00	0.00	0.00
Overpayment of expenses(e.g. personnel benefits)	0.00	0.00	0.00	0.00	0.00	0.00	0.00	0.00	0.00	0.00	0.00	0.00	0.00	0.00	0.00	0.00	0.00	0.00	0.00	0.00	0.00	0.00	0.00	0.00	0.00	0.00	0.00	0.00
Restitution for loss of government property	0.00	0.00	0.00	0.00	0.00	0.00	0.00	0.00	0.00	0.00	0.00	0.00	0.00	0.00	0.00	0.00	0.00	0.00	0.00	0.00	0.00	0.00	0.00	0.00	0.00	0.00	0.00	0.00
Liquidated damages and similar claims	0.00	0.00	0.00	0.00	0.00	0.00	0.00	0.00	0.00	0.00	0.00	0.00	0.00	0.00	0.00	0.00	0.00	0.00	0.00	0.00	0.00	0.00	0.00	0.00	0.00	0.00	0.00	0.00
Others (TEF, BTr, Documentary Stamp Tax, etc.)	0.00	0.00	0.00	0.00	0.00	0.00	0.00	0.00	0.00	0.00	0.00	0.00	0.00	0.00	0.00	0.00	0.00	0.00	0.00	0.00	0.00	0.00	0.00	0.00	0.00	0.00	0.00	0.00
TOTAL NON-CASH DISBURSEMENTS	2,970,700.49	3,179,945.65	0.00	841,351.77	6,791,997.91	0.00	3,713.44	0.00	143,878.04	147,591.48	0.00	5,912.99	0.00	224,929.47	230,842.46	378,433.94	7,170,431.85	0.00	0.00	0.00	0.00	2,970,700.49	3,169,572.08	0.00	1,010,159.28	7,170,431.85		
GRAND TOTAL	41,329,599.80	2,311,855,099.17	0.00	13,766,289.91	2,366,950,988.88	16,332.00	1,320,880.00	0.00	2,322,465.45	3,659,677.45	0.00	110,376.00	0.00	3,693,064.97	3,803,440.97	7,463,116.42	2,374,414,107.30	0.00	0.00	0.00	0.00	41,345,931.80	2,313,266,355.17	0.00	19,781,820.33	2,374,414,107.30		


SUMMARY

Particulars	Previous Report	This Month	As at Date
(1)	(2)	(3)	(4)
Total Disbursement Authorities Received	7,938,048,698.70	84,596,547.70	8,022,645,246.40
NCA	1,630,591,266.00	50,793,283.00	1,681,384,549.00
NTA	6,242,501,445.67	26,632,832.85	6,269,134,278.52
Working Fund	0.00	0.00	0.00
TRA	64,955,987.03	7,170,431.85	72,126,418.88
CDC	0.00	0.00	0.00
NCAA	0.00	0.00	0.00
Less: Notice of Transfer of Allocations (NTA)* issued	50,325,700.00	0.00	50,325,700.00
Total Disbursement Authorities Available	7,887,722,998.70	84,596,547.70	7,972,319,546.40
Less:	0.00	0.00	0.00
Lapsed NCA	21,330,330.52	0.00	21,330,330.52
Disbursements	5,441,839,291.25	2,374,414,107.30	7,816,253,398.55
Less: Other Non-Cash Disbursements	0.00	0.00	0.00
Disbursements effected through outright deductions from claims	0.00	0.00	0.00
Overpayment of expenses(e.g. personnel benefits)	0.00	0.00	0.00
Restitution for loss of government property	0.00	0.00	0.00
Liquidated damages and similar claims	0.00	0.00	0.00
Others (e.g. TEF, BTr, Docs Stamp, etc.)	0.00	0.00	0.00
Add: Less: Adjustments (e.g. cancelled/staled checks)	0.00	0.00	0.00
Balance of Disbursement Authorities as at date	2,424,553,376.93	(2,289,817,559.60)	134,735,817.33
Total Disbursements Program	7,887,722,998.70	84,596,547.70	7,972,319,546.40
Less: *Actual Disbursements	5,441,839,291.25	2,374,414,107.30	7,816,253,398.55
(Over)/Under spending	2,445,883,707.45	(2,289,817,559.60)	156,066,147.85

Notes: * The use of NTA is discouraged
Notes: ** Amounts should tally with the grand total disbursement (column 27).

Certified Correct:

MARJORIE G. FABUNAN, CPA
Accountant III
Date: December 7, 2022

Recommending Approval:

PHILIP R. DU, CPA, MBM
Chief Administrative Officer
Date: December 7, 2022

Approved By:

GLORIA J. BALBOA, MD, MPH, MHA, CEO VI, CESO III
Director IV
Date: December 7, 2022

MONTHLY REPORT OF DISBURSEMENTS
For the month of December 2022

Department : Department of Health (DOH)
Agency/Entity : Office of the Secretary
Operating Unit : Metro Manila Centers for Health Development
Organization Code (UACS) : 13 001 0300013
Fund Cluster : 01 Regular Agency Fund


Main financial table with columns: Particulars, Current Year Budget (PS, MOOE, FinEx, CO, TOTAL), Prior Year's Budget (Accounts Payable, SUB-TOTAL), Trust Liabilities (PS, MOOE, CO, TOTAL), Grand Total (PS, MOOE, FinEx, CO, TOTAL), and Remarks. Includes rows for CASH DISBURSEMENTS, NON-CASH DISBURSEMENTS, and GRAND TOTAL.

SUMMARY


Summary table with columns: Particulars, Previous Report (2), This Month (3), As at Date (4). Rows include Total Disbursement Authorities Received, Less: Notice of Transfer of Allocations (NTA) issued, Total Disbursement Authorities Available, Less: Lapsed NCA Disbursements, Balance of Disbursement Authorities as at date, Total Disbursements Program, Less: Actual Disbursements, and (Over)/Under spending.

Notes: * The use of NTA is discouraged
Notes: ** Amounts should tally with the grand total disbursement (column 27).


Certified Correct:


MARJORIE G. FABUNAN, CPA
Accountant III
Date: January 10, 2023

Recommending Approval:


ATTY. DEANE DEMESTRY F. JAO
OIC-Chief Administrative Officer
Date: January 10, 2023

Approved By:


GLORIA J. BALBOA MD, MPH, MHA, CEO VI, CESO III
Director IV
Date: January 10, 2023