


QUARTERLY REPORT OF REVENUE AND OTHER RECEIPTS
As at the Quarter Ending March 31, 2023


Department : Department of Health (DOH)
 Agency : Office of the Secretary
 Operating Unit : Metro Manila Centers for Health Development
 Organization Code (UACS) : 13 001 0300013
 Fund Cluster : 01 - Regular Agency Fund

Classification/Sources of Revenue and Other Receipts	UACS CODE	REVENUE TARGET (Annual) per BESF	Actual Revenue and Other Receipts Collections					Cumulative Remittance/Deposits to Date			Variance		Remarks
			1st Quarter Ending March 31	2nd Quarter Ending June 30	3rd Quarter Ending Sept. 30	4th Quarter Ending Dec. 31	Total	Remittance to BTr	Deposited with - AGDB	TOTAL	Amount	%	
			4	5	6	7	8=[(8+(-)-7)-8+9]	9	10	11=(9+10)	12=(8-3)	13=(12/3)	
Regular Agency Fund		8,451,000.00	29,645,945.59	0.00	0.00	0.00	29,645,945.59	38,953,708.51	0.00	38,953,708.51	21,194,945.59	251 %	
Revenue Collections		8,451,000.00	1,508,633.60	0.00	0.00	0.00	1,508,633.60	1,502,717.00	0.00	1,502,717.00	(6,942,366.40)	-82 %	
Cash Revenue		8,451,000.00	1,508,633.60	0.00	0.00	0.00	1,508,633.60	1,502,717.00	0.00	1,502,717.00	(6,942,366.40)	-82 %	
Non-Tax		8,451,000.00	1,508,633.60	0.00	0.00	0.00	1,508,633.60	1,502,717.00	0.00	1,502,717.00	(6,942,366.40)	-82 %	
Other Permit Fees	4020101099	1,126,000.00	425,750.00	0.00	0.00	0.00	425,750.00	430,750.00	0.00	430,750.00	(700,250.00)	-62 %	
Registration Fees	4020102000	7,000.00	3,800.00	0.00	0.00	0.00	3,800.00	3,800.00	0.00	3,800.00	(3,200.00)	-46 %	
Clearance Fees	4020104001	8,000.00	2,800.00	0.00	0.00	0.00	2,800.00	2,800.00	0.00	2,800.00	(5,200.00)	-65 %	
Certification Fees	4020104002	43,000.00	12,800.00	0.00	0.00	0.00	12,800.00	12,800.00	0.00	12,800.00	(30,200.00)	-70 %	
Licensing Fees	4020106000	3,605,000.00	463,983.60	0.00	0.00	0.00	463,983.60	458,067.00	0.00	458,067.00	(3,141,016.40)	-87 %	
Application Fees	4020113003	1,000.00	500.00	0.00	0.00	0.00	500.00	500.00	0.00	500.00	(500.00)	-50 %	
Fines and Penalties - Service Income	4020114000	3,661,000.00	599,000.00	0.00	0.00	0.00	599,000.00	594,000.00	0.00	594,000.00	(3,062,000.00)	-84 %	
Non-Revenue Collections/Other Receipts		0.00	28,137,311.99	0.00	0.00	0.00	28,137,311.99	37,450,991.51	0.00	37,450,991.51	28,137,311.99	0 %	
Cash Receipts		0.00	28,137,311.99	0.00	0.00	0.00	28,137,311.99	37,450,991.51	0.00	37,450,991.51	28,137,311.99	0 %	
Others		0.00	28,137,311.99	0.00	0.00	0.00	28,137,311.99	37,450,991.51	0.00	37,450,991.51	28,137,311.99	0 %	
Petty Cash	1010102000	0.00	496.00	0.00	0.00	0.00	496.00	496.00	0.00	496.00	496.00	0 %	
Due from National Government Agencies	1030301000	0.00	2,245,625.21	0.00	0.00	0.00	2,245,625.21	2,245,625.21	0.00	2,245,625.21	2,245,625.21	0 %	
Due from Government-Owned and/or Controlled Corporations	1030302000	0.00	143,224.76	0.00	0.00	0.00	143,224.76	143,224.76	0.00	143,224.76	143,224.76	0 %	
Due from Local Government Units	1030303000	0.00	23,656,025.53	0.00	0.00	0.00	23,656,025.53	31,518,525.53	0.00	31,518,525.53	23,656,025.53	0 %	
Other Receivables	1030599000	0.00	1,846,491.63	0.00	0.00	0.00	1,846,491.63	3,254,900.72	0.00	3,254,900.72	1,846,491.63	0 %	
Advances for Special Disbursing Officer	1990103000	0.00	111,259.85	0.00	0.00	0.00	111,259.85	144,931.85	0.00	144,931.85	111,259.85	0 %	
Government Equity	3010101000	0.00	19,339.01	0.00	0.00	0.00	19,339.01	19,339.01	0.00	19,339.01	19,339.01	0 %	
Sale of Unserviceable Property	4060102000	0.00	114,850.00	0.00	0.00	0.00	114,850.00	114,850.00	0.00	114,850.00	114,850.00	0 %	
Miscellaneous Income	4060999000	0.00	0.00	0.00	0.00	0.00	0.00	9,098.43	0.00	9,098.43	0.00	0 %	
TOTAL		8,451,000.00	29,645,945.59	0.00	0.00	0.00	29,645,945.59	38,953,708.51	0.00	38,953,708.51	21,194,945.59	251 %	

Certified Correct:

 MARJORIE G. FABUNAN, CPA
 Accountant III
 Date: 04/10/2023

Recommending Approval:


 RODEL M. ALEGRE, MPA, MPM
 Chief Administrative Officer
 Date: 04/10/2023

Approved By:

 ALELI ANN GRACE P. SUDIAGAL, MD, MPH, CESE
 Director IV
 Date: 04/10/2023

QUARTERLY REPORT OF REVENUE AND OTHER RECEIPTS
As at the Quarter Ending March 31, 2023


Department : Department of Health (DOH)
 Agency : Office of the Secretary
 Operating Unit : Metro Manila Centers for Health Development
 Organization Code (UACS) : 13 001 0300013
 Fund Cluster : 07 - Trust Receipts

Classification/Sources of Revenue and Other Receipts	UACS CODE	REVENUE TARGET (Annual) per BESF	Actual Revenue and Other Receipts Collections					Cumulative Remittance/Deposits to Date			Variance		Remarks
			1st Quarter Ending March 31	2nd Quarter Ending June 30	3rd Quarter Ending Sept. 30	4th Quarter Ending Dec. 31	Total	Remittance to BTr	Deposited with AGDB	TOTAL	Amount	%	
1	2	3	4	5	6	7	8=[(6+(-)7]-8+9]	9	10	11=(9+10)	12=(8-3)	13=(12/3)	14
Trust Receipts		0.00	655,375.10	0.00	0.00	0.00	655,375.10	577,555.10	76,170.00	653,725.10	655,375.10	0 %	
Other Trust Receipts Deposited with the National Treasury		0.00	577,555.10	0.00	0.00	0.00	577,555.10	577,555.10	0.00	577,555.10	577,555.10	0 %	
Guaranty/Security Deposits Payable		0.00	577,555.10	0.00	0.00	0.00	577,555.10	577,555.10	0.00	577,555.10	577,555.10	0 %	
Trust Receipts Deposited with Authorized Government Depository Banks (AGDB)		0.00	77,820.00	0.00	0.00	0.00	77,820.00	0.00	76,170.00	76,170.00	77,820.00	0 %	
Miscellaneous Income		0.00	77,820.00	0.00	0.00	0.00	77,820.00	0.00	76,170.00	76,170.00	77,820.00	0 %	
TOTAL		0.00	655,375.10	0.00	0.00	0.00	655,375.10	577,555.10	76,170.00	653,725.10	655,375.10	0 %	

Certified Correct:

 MARJORIE G. FABUNAN, CPA
 Accountant III
 Date: 04/10/2023

Recommending Approval:

 RODEL M. ALEGRE, MPA, MPM
 Chief Administrative Officer
 Date: 04/10/2023

Approved By:

 ALELI ANNIE GRACE P. SUDIACAL, MD, MPH, CESE
 Director IV
 Date: 04/10/2023