

SUMMARY OF APPROPRIATIONS, ALLOTMENTS, OBLIGATIONS, DISBURSEMENTS AND BALANCES BY OBJECT OF EXPENDITURES
As at the Quarter Ending December 31, 2023

Department : Department of Health (DOH)
Agency/Entity : Office of the Secretary
Operating Unit : Metro Manila Centers for Health Development
Organization Code (UACS) : 13 001 0300013
Fund Cluster : 01 - Regular Agency Fund
(e.g. UACS Fund Cluster: 01-Regular Agency Fund, 02-Foreign Assisted Projects Fund, 03-Special Account-Locally Funded/Domestic Grants Fund, and 04-Special Account-Foreign Assisted/Foreign Grants Fund)

Current Year Appropriations
Supplemental Appropriations
X Continuing Appropriations


Table with columns: Particulars, UACS CODE, Authorized Appropriations, Adjusted Appropriations, Allotments Received, Adjustments (Reductions, Modifications/Augmentations), Transfer To, Transfer From, Adjusted Allotments, 1st Quarter Ending March 31, 2nd Quarter Ending June 30, 3rd Quarter Ending September 30, 4th Quarter Ending December 31, Total, 1st Quarter Ending March 31, 2nd Quarter Ending June 30, 3rd Quarter Ending September 30, 4th Quarter Ending December 31, Total, Unreleased Appropriations, Unobligated Allotments, Unpaid Obligations (15-20)+(23+24) Due and Demandable, Not Yet Due and Demandable.


Department : Department of Health (DOH)
 Agency/Entity : Office of the Secretary
 Operating Unit : Metro Manila Centers for Health Development
 Organization Code (UACS) : 13 001 0300013
 Fund Cluster : 01 - Regular Agency Fund

	Current Year Appropriations
	Supplemental Appropriations
X	Continuing Appropriations

(e.g. UACS Fund Cluster: 01-Regular Agency Fund, 02-Foreign Assisted Projects Fund, 03-Special Account-Locally Funded/Domestic Grants Fund, and 04-Special Account-Foreign Assisted/Foreign Grants Fund)


Particulars	UACS CODE	Appropriations				Allotments				Obligations				Total	Disbursements				Balances					
		Authorized Appropriations	Adjustments (Transfer To/From, Modifications/Augmentations)	Adjusted Appropriations	5=(3+4)	Allotments Received	Adjustments (Reductions, Modifications/Augmentations)	Transfer To	Transfer From	Adjusted Allotments	10=[(6+)-(7)-(8)+9]	1st Quarter Ending March 31	2nd Quarter Ending June 30		3rd Quarter Ending September 30	4th Quarter Ending December 31	1st Quarter Ending March 31	2nd Quarter Ending June 30	3rd Quarter Ending September 30	4th Quarter Ending December 31	Total	Unreleased Appropriations	Unobligated Allotments	Unpaid Obligations (15-20)=(23+24)
1	2	3	4	5	6	7	8	9	10	11	12	13	14	15	16	17	18	19	20	21	22	23	24	
Subsidy to Operating Units	5021408000	100,255.74	(100,255.74)	0.00	100,255.74	1,896,744.26	(2,000,000.00)	0.00	0.00	0.00	0.00	0.00	0.00	0.00	0.00	0.00	0.00	0.00	0.00	0.00	0.00	0.00	0.00	0.00
Subsidies - Others	5021499000	8,055.00	35,196,085.11	35,204,140.11	8,055.00	35,196,085.11	0.00	0.00	35,204,140.11	0.00	4,974,069.51	16,097,551.35	14,132,519.25	35,204,140.11	0.00	3,174,069.51	11,802,552.85	15,243,513.71	30,220,136.07	0.00	0.00	0.00	4,984,004.04	
Taxes, Insurance Premiums and Other Fees		1,403.88	487,064.64	488,468.52	1,403.88	487,064.64	0.00	0.00	488,468.52	340,083.96	789.76	147,894.80	0.00	488,468.52	0.00	6,816.64	103,169.04	0.00	109,985.68	0.00	0.00	0.00	378,482.84	
Insurance Expenses	5021503000	1,403.88	487,064.64	488,468.52	1,403.88	487,064.64	0.00	0.00	488,468.52	340,083.96	789.76	147,894.80	0.00	488,468.52	0.00	6,816.64	103,169.04	0.00	109,985.68	0.00	0.00	0.00	378,482.84	
Other Maintenance and Operating Expenses		5,816,876.59	8,675,191.59	14,492,068.18	5,816,876.59	8,675,191.59	0.00	0.00	14,492,068.18	8,078,598.50	661,017.80	1,645,175.00	237,458.00	10,822,249.30	1,694,834.50	5,881,420.40	643,792.76	424,571.08	8,544,618.74	0.00	3,969,818.88	0.00	1,977,630.56	
Printing and Publication Expenses	5029902000	238,247.21	209,660.59	447,907.80	238,247.21	209,660.59	0.00	0.00	447,907.80	146,500.00	301,407.80	0.00	0.00	447,907.80	0.00	289,375.20	765.00	101,888.26	392,028.46	0.00	0.00	0.00	55,679.34	
Representation Expenses	5029903000	75,964.94	51,191.56	127,176.50	75,964.94	51,191.56	0.00	0.00	127,176.50	29,228.50	59,330.00	24,900.00	13,718.00	127,176.50	14,834.50	17,474.00	24,900.00	13,718.00	70,926.50	0.00	0.00	0.00	56,250.00	
Transportation and Delivery Expenses	5029904000	17,070.58	1,298,313.80	1,315,384.38	17,070.58	1,298,313.80	0.00	0.00	1,315,384.38	792,870.00	0.00	297,887.00	223,740.00	1,314,697.00	0.00	144,571.20	515,739.76	223,464.82	883,775.78	0.00	887.36	0.00	430,721.22	
Rent/Lease Expenses	5029905000	111,433.56	(23,619.56)	87,814.00	111,433.56	(23,619.56)	0.00	0.00	87,814.00	0.00	85,500.00	0.00	0.00	85,500.00	0.00	0.00	85,500.00	0.00	2,314.00	0.00	0.00	0.00	0.00	
Rents - Motor Vehicles	5029905003	111,433.56	(23,619.56)	87,814.00	111,433.56	(23,619.56)	0.00	0.00	87,814.00	0.00	85,500.00	0.00	0.00	85,500.00	0.00	0.00	85,500.00	0.00	2,314.00	0.00	0.00	0.00	0.00	
Subscription Expenses	5029907000	3,180.00	(792.00)	2,388.00	3,180.00	(792.00)	0.00	0.00	2,388.00	0.00	0.00	2,388.00	0.00	2,388.00	0.00	0.00	2,388.00	0.00	2,388.00	0.00	0.00	0.00	0.00	
ICT Software Subscription	5029907001	0.00	2,388.00	2,388.00	0.00	2,388.00	0.00	0.00	2,388.00	0.00	0.00	2,388.00	0.00	2,388.00	0.00	0.00	2,388.00	0.00	2,388.00	0.00	0.00	0.00	0.00	
Other Subscription Expenses	5029907099	3,180.00	(3,180.00)	0.00	3,180.00	(3,180.00)	0.00	0.00	0.00	0.00	0.00	0.00	0.00	0.00	0.00	0.00	0.00	0.00	0.00	0.00	0.00	0.00	0.00	
Other Maintenance and Operating Expenses	5029999000	5,370,960.30	7,140,437.20	12,511,397.50	5,370,960.30	7,140,437.20	0.00	0.00	12,511,397.50	7,110,000.00	114,780.00	1,320,000.00	0.00	8,544,780.00	1,680,000.00	5,430,000.00	0.00	0.00	7,110,000.00	0.00	3,966,617.50	0.00	1,434,780.00	
Other Maintenance and Operating Expenses	5029999099	5,370,960.30	7,140,437.20	12,511,397.50	5,370,960.30	7,140,437.20	0.00	0.00	12,511,397.50	7,110,000.00	114,780.00	1,320,000.00	0.00	8,544,780.00	1,680,000.00	5,430,000.00	0.00	0.00	7,110,000.00	0.00	3,966,617.50	0.00	1,434,780.00	
Capital Outlays		138,859,156.05	0.00	138,859,156.05	138,859,156.05	0.00	0.00	0.00	138,859,156.05	0.00	9,961,870.45	37,905,208.38	56,741,813.14	103,608,891.97	0.00	0.00	2,066,472.92	20,356,302.17	22,421,775.09	0.00	35,250,284.08	0.00	81,187,116.88	
Property, Plant and Equipment Outlay		138,859,156.05	0.00	138,859,156.05	138,859,156.05	0.00	0.00	0.00	138,859,156.05	0.00	9,961,870.45	37,905,208.38	56,741,813.14	103,608,891.97	0.00	0.00	2,066,472.92	20,356,302.17	22,421,775.09	0.00	35,250,284.08	0.00	81,187,116.88	
Buildings and Other Structures	5060404000	43,610,252.82	25,000,000.00	68,610,252.82	43,610,252.82	25,000,000.00	0.00	0.00	68,610,252.82	0.00	7,969,539.45	9,417,046.38	47,427,056.47	64,833,642.30	0.00	0.00	1,196,430.92	0.00	1,196,430.92	0.00	3,776,610.52	0.00	63,635,211.38	
Hospitals and Health Centers	5060404003	43,610,252.82	25,000,000.00	68,610,252.82	43,610,252.82	25,000,000.00	0.00	0.00	68,610,252.82	0.00	7,969,539.45	9,417,046.38	47,427,056.47	64,833,642.30	0.00	0.00	1,196,430.92	0.00	1,196,430.92	0.00	3,776,610.52	0.00	63,635,211.38	
Machinery and Equipment Outlay	5060405000	90,390,676.23	(23,650,000.00)	66,740,676.23	90,390,676.23	(23,650,000.00)	0.00	0.00	66,740,676.23	0.00	1,972,331.00	28,488,162.00	8,314,756.67	38,775,249.67	0.00	0.00	867,042.00	20,356,302.17	21,223,344.17	0.00	27,965,426.56	0.00	17,551,905.50	
Information and Communication Technology	5060405003	4,064,724.00	0.00	4,064,724.00	4,064,724.00	0.00	0.00	0.00	4,064,724.00	0.00	1,040,131.00	1,868,500.00	1,089,406.67	3,998,037.67	0.00	0.00	867,042.00	1,893,702.69	2,760,744.69	0.00	66,686.33	0.00	1,237,292.98	
Medical Equipment	5060405011	86,325,952.23	(23,650,000.00)	62,675,952.23	86,325,952.23	(23,650,000.00)	0.00	0.00	62,675,952.23	0.00	932,200.00	26,619,662.00	7,225,350.00	34,777,212.00	0.00	0.00	0.00	18,462,599.48	18,462,599.48	0.00	27,898,740.23	0.00	16,314,612.52	
Transportation Equipment Outlay	5060406000	4,858,227.00	(1,350,000.00)	3,508,227.00	4,858,227.00	(1,350,000.00)	0.00	0.00	3,508,227.00	0.00	0.00	0.00	0.00	0.00	0.00	0.00	0.00	0.00	0.00	0.00	0.00	0.00	0.00	
Motor Vehicles	5060406001	4,858,227.00	(1,350,000.00)	3,508,227.00	4,858,227.00	(1,350,000.00)	0.00	0.00	3,508,227.00	0.00	0.00	0.00	0.00	0.00	0.00	0.00	0.00	0.00	0.00	0.00	0.00	0.00	0.00	
GRAND TOTAL		180,985,885.34	648,506,647.85	830,492,633.19	180,985,885.34	0.00	(2,000,000.00)	651,506,647.85	830,492,633.19	675,441,278.74	20,465,387.81	70,806,413.87	119,521,786.33	786,234,835.85	7,196,464.82	17,064,422.87	617,663,304.73	75,625,747.95	617,648,940.87	0.00	44,257,697.64	0.00	168,684,896.48	

Certified Correct:

 MA. YEIZA A. PERALTA
 Administrative Officer V
 Date: January 30, 2024 06:37 PM

Certified Correct:

 MARJORIE G. FABUNAN, CPA
 Accountant III
 Date: January 30, 2024 06:37 PM

Recommending Approval By:

 RODEL M. ALBIORE, MPA, MPM
 Chief Administrative Officer
 Date: January 30, 2024 06:43 PM

Approved By:

 ALELI ANNIE GRACE P. SUDICAL, MD, MPH, CESE
 Director IV
 Date: January 30, 2024 07:47 PM