

MONTHLY REPORT OF DISBURSEMENTS
For the month of March 2020


Department : Department of Health (DOH)
 Agency/Entity : Office of the Secretary
 Operating Unit : Metro Manila Centers for Health Development
 Organization Code : 13 001 0300013
 Fund Cluster : 01 Regular Agency Fund

Particulars	Current Year Budget				Prior Year's Budget											SUB-TOTAL	Grand Total				Remarks
	PS	MOOE	CO	TOTAL	Prior Year's Accounts Payable				Current Year's Accounts Payable				TOTAL	PS	MOOE		CO	TOTAL			
					PS	MOOE	CO	Sub-Total	PS	MOOE	CO	Sub-Total									
1	2	3	5	6=(2+3+4+5)	7	8	10	11=(7+8+9+10)	12	13	15	16=(12+13+14+15)	17=(11+16)	18=(6+17)	23	24	26	27=(23+24+25+26)	28		
CASH DISBURSEMENTS	37,824,940.36	19,422,366.19	0.00	57,247,306.55	79,188.81	10,917,722.07	38,731.63	11,035,642.51	0.00	511,324.58	0.00	511,324.58	11,546,967.09	68,794,273.64	37,904,129.17	30,851,412.84	38,731.63	68,794,273.64			
Notice of Cash Allocation (NCA)	37,824,940.36	19,422,366.19	0.00	57,247,306.55	79,188.81	10,917,722.07	38,731.63	11,035,642.51	0.00	511,324.58	0.00	511,324.58	11,546,967.09	68,794,273.64	37,904,129.17	30,851,412.84	38,731.63	68,794,273.64			
MDS Checks Issued	4,648,246.75	663,636.29	0.00	5,311,883.04	79,188.81	1,500,000.00	38,731.63	1,617,920.44	0.00	0.00	0.00	0.00	1,617,920.44	6,929,803.48	4,727,435.56	2,163,636.29	38,731.63	6,929,803.48			
Advice to Debit Account	33,176,693.61	18,758,729.90	0.00	51,935,423.51	0.00	9,417,722.07	0.00	9,417,722.07	0.00	511,324.58	0.00	511,324.58	9,929,046.65	61,864,470.16	33,176,693.61	28,687,776.55	0.00	61,864,470.16			
Notice of Transfer Allocations (NTA)	0.00	0.00	0.00	0.00	0.00	0.00	0.00	0.00	0.00	0.00	0.00	0.00	0.00	0.00	0.00	0.00	0.00	0.00			
MDS Checks Issued	0.00	0.00	0.00	0.00	0.00	0.00	0.00	0.00	0.00	0.00	0.00	0.00	0.00	0.00	0.00	0.00	0.00	0.00			
Advice to Debit Account	0.00	0.00	0.00	0.00	0.00	0.00	0.00	0.00	0.00	0.00	0.00	0.00	0.00	0.00	0.00	0.00	0.00	0.00			
Working Fund for FAPs	0.00	0.00	0.00	0.00	0.00	0.00	0.00	0.00	0.00	0.00	0.00	0.00	0.00	0.00	0.00	0.00	0.00	0.00			
Cash Disbursement Ceiling (CDC)	0.00	0.00	0.00	0.00	0.00	0.00	0.00	0.00	0.00	0.00	0.00	0.00	0.00	0.00	0.00	0.00	0.00	0.00			
TOTAL CASH DISBURSEMENTS	37,824,940.36	19,422,366.19	0.00	57,247,306.55	79,188.81	10,917,722.07	38,731.63	11,035,642.51	0.00	511,324.58	0.00	511,324.58	11,546,967.09	68,794,273.64	37,904,129.17	30,851,412.84	38,731.63	68,794,273.64			
NON-CASH DISBURSEMENTS	2,777,423.61	36,680.44	0.00	2,814,104.05	0.00	540,493.07	2,215.76	542,708.83	0.00	29,038.92	0.00	29,038.92	571,747.75	3,385,851.80	2,777,423.61	606,212.43	2,215.76	3,385,851.80			
Tax Remittance Advices Issued (TRA)	2,777,423.61	36,680.44	0.00	2,814,104.05	0.00	540,493.07	2,215.76	542,708.83	0.00	29,038.92	0.00	29,038.92	571,747.75	3,385,851.80	2,777,423.61	606,212.43	2,215.76	3,385,851.80			
Non-Cash Availment Authority (NCAA)	0.00	0.00	0.00	0.00	0.00	0.00	0.00	0.00	0.00	0.00	0.00	0.00	0.00	0.00	0.00	0.00	0.00	0.00			
Disbursements effected through outright deductions from claims (please specify...)	0.00	0.00	0.00	0.00	0.00	0.00	0.00	0.00	0.00	0.00	0.00	0.00	0.00	0.00	0.00	0.00	0.00	0.00			
Overpayment of expenses (e.g. personnel benefits)	0.00	0.00	0.00	0.00	0.00	0.00	0.00	0.00	0.00	0.00	0.00	0.00	0.00	0.00	0.00	0.00	0.00	0.00			
Restitution for loss of government property	0.00	0.00	0.00	0.00	0.00	0.00	0.00	0.00	0.00	0.00	0.00	0.00	0.00	0.00	0.00	0.00	0.00	0.00			
Liquidated damages and similar claims	0.00	0.00	0.00	0.00	0.00	0.00	0.00	0.00	0.00	0.00	0.00	0.00	0.00	0.00	0.00	0.00	0.00	0.00			
Others (TEF, BTR-Documentary Stamp Tax, etc.)	0.00	0.00	0.00	0.00	0.00	0.00	0.00	0.00	0.00	0.00	0.00	0.00	0.00	0.00	0.00	0.00	0.00	0.00			
TOTAL NON-CASH DISBURSEMENTS	2,777,423.61	36,680.44	0.00	2,814,104.05	0.00	540,493.07	2,215.76	542,708.83	0.00	29,038.92	0.00	29,038.92	571,747.75	3,385,851.80	2,777,423.61	606,212.43	2,215.76	3,385,851.80			
GRAND TOTAL	40,602,363.97	19,459,046.63	0.00	60,061,410.60	79,188.81	11,458,215.14	40,947.39	11,578,351.34	0.00	540,363.50	0.00	540,363.50	12,118,714.84	72,180,125.44	40,681,552.78	31,457,625.27	40,947.39	72,180,125.44			


SUMMARY

Particulars	Previous Report	This Month	As at Date
(1)	(2)	(3)	(4)
Total Disbursement Authorities Received	69,237,603.73	53,498,866.80	122,736,470.53
NCA	35,738,000.00	18,700,000.00	54,438,000.00
NTA	30,706,508.00	31,413,015.00	62,119,523.00
Working Fund	0.00	0.00	0.00
TRA	2,793,095.73	3,385,851.80	6,178,947.53
CDC	0.00	0.00	0.00
NCAA	0.00	0.00	0.00
Less: Notice of Transfer of Allocations (NTA)* issued	0.00	0.00	0.00
Total Disbursement Authorities Available	69,237,603.73	53,498,866.80	122,736,470.53
Less:	0.00	0.00	0.00
Lapsed NCA	0.00	0.00	0.00
Disbursements	50,556,165.37	72,180,125.44	122,736,290.81
Balance of Disbursement Authorities as at date	18,681,438.36	(18,681,258.64)	179.72
Total Disbursements Program	69,237,603.73	53,498,866.80	122,736,470.53
Less: *Actual Disbursements	50,556,165.37	72,180,125.44	122,736,290.81
(Over)/Under spending	18,681,438.36	(18,681,258.64)	179.72


Notes: * The use of NTA is discouraged
 Notes: ** Amounts should tally with the grand total disbursement (column 27).

Certified Correct:

 MARJORIE G. HABUNAN, CPA
 Accountant

Date:

Recommending Approval:

 PHILIP F. DU, CPA, IBM
 Chief Administrative Officer

Date:

Approved By:

 CORAZON I. FLORES, MD, MPH, CESO IV
 OIC - Director IV

Date: