


MONTHLY REPORT OF DISBURSEMENTS
For the month of January 2022


Department of Health (DOH)
Office of the Secretary
Metro Manila Centers for Health Development
Organization Code (UACS) 13 001 0300013
Fund Cluster 01 Regular Agency Fund


Particulars	Current Year Budget					Prior Year's Accounts Payable					Prior Year's Budget					Current Year's Accounts Payable					Grand Total					Remarks	
	PS	MOOE	Finex	CO	TOTAL	PS	MOOE	Finex	CO	TOTAL	PS	MOOE	Finex	CO	TOTAL	PS	MOOE	Finex	CO	TOTAL	PS	MOOE	Finex	CO	TOTAL		
CASH DISBURSEMENTS	5,433,461.94	187,337.83	0.00	0.00	5,620,799.77	635,566.30	24,011,737.86	0.00	0.00	24,647,304.26	0.00	0.00	0.00	0.00	24,647,304.26	30,268,104.03	0.00	0.00	0.00	0.00	30,268,104.03	0.00	0.00	0.00	0.00	30,268,104.03	
Notice of Cash Allocation (NCA)	5,433,461.94	187,337.83	0.00	0.00	5,620,799.77	635,566.30	24,011,737.86	0.00	0.00	24,647,304.26	0.00	0.00	0.00	0.00	24,647,304.26	30,268,104.03	0.00	0.00	0.00	0.00	30,268,104.03	0.00	0.00	0.00	0.00	30,268,104.03	
MDS Checks Issued	633,431.47	63,437.83	0.00	0.00	696,869.30	0.00	1,244,146.87	0.00	0.00	1,244,146.87	0.00	0.00	0.00	0.00	1,244,146.87	1,941,016.17	0.00	0.00	0.00	0.00	1,941,016.17	0.00	0.00	0.00	0.00	1,941,016.17	
Advice to Debit Account	4,800,030.47	123,900.00	0.00	0.00	4,923,930.47	635,566.30	22,787,591.09	0.00	0.00	23,425,182.39	0.00	0.00	0.00	0.00	23,425,182.39	28,327,087.86	0.00	0.00	0.00	0.00	28,327,087.86	0.00	0.00	0.00	0.00	28,327,087.86	
Notice of Transfer Allocation (NTA)	0.00	0.00	0.00	0.00	0.00	0.00	0.00	0.00	0.00	0.00	0.00	0.00	0.00	0.00	0.00	0.00	0.00	0.00	0.00	0.00	0.00	0.00	0.00	0.00	0.00	0.00	
MDS Checks Issued	0.00	0.00	0.00	0.00	0.00	0.00	0.00	0.00	0.00	0.00	0.00	0.00	0.00	0.00	0.00	0.00	0.00	0.00	0.00	0.00	0.00	0.00	0.00	0.00	0.00	0.00	
Advice to Debit Account	0.00	0.00	0.00	0.00	0.00	0.00	0.00	0.00	0.00	0.00	0.00	0.00	0.00	0.00	0.00	0.00	0.00	0.00	0.00	0.00	0.00	0.00	0.00	0.00	0.00	0.00	
MOES Checks Issued	0.00	0.00	0.00	0.00	0.00	0.00	0.00	0.00	0.00	0.00	0.00	0.00	0.00	0.00	0.00	0.00	0.00	0.00	0.00	0.00	0.00	0.00	0.00	0.00	0.00	0.00	
Working Fund for PAs	0.00	0.00	0.00	0.00	0.00	0.00	0.00	0.00	0.00	0.00	0.00	0.00	0.00	0.00	0.00	0.00	0.00	0.00	0.00	0.00	0.00	0.00	0.00	0.00	0.00	0.00	
Can Disbursement Ceiling (CDC)	0.00	0.00	0.00	0.00	0.00	0.00	0.00	0.00	0.00	0.00	0.00	0.00	0.00	0.00	0.00	0.00	0.00	0.00	0.00	0.00	0.00	0.00	0.00	0.00	0.00	0.00	
TOTAL CASH DISBURSEMENTS	5,433,461.94	187,337.83	0.00	0.00	5,620,799.77	635,566.30	24,011,737.86	0.00	0.00	24,647,304.26	0.00	0.00	0.00	0.00	24,647,304.26	30,268,104.03	0.00	0.00	0.00	0.00	30,268,104.03	0.00	0.00	0.00	0.00	30,268,104.03	
NON-CASH DISBURSEMENTS	1,026,741.09	145.84	0.00	0.00	1,026,886.93	29,841.28	339,295.81	0.00	0.00	369,137.09	0.00	0.00	0.00	0.00	369,137.09	1,428,024.02	0.00	0.00	0.00	0.00	1,428,024.02	0.00	0.00	0.00	0.00	1,428,024.02	
Tax Remittance Advances Issued (TFA)	1,026,741.09	145.84	0.00	0.00	1,026,886.93	29,841.28	339,295.81	0.00	0.00	369,137.09	0.00	0.00	0.00	0.00	369,137.09	1,428,024.02	0.00	0.00	0.00	0.00	1,428,024.02	0.00	0.00	0.00	0.00	1,428,024.02	
Non-Cash Adjustment Authority (NCAA)	0.00	0.00	0.00	0.00	0.00	0.00	0.00	0.00	0.00	0.00	0.00	0.00	0.00	0.00	0.00	0.00	0.00	0.00	0.00	0.00	0.00	0.00	0.00	0.00	0.00	0.00	
Disbursements effected through outright deductions from claims (please specify)	0.00	0.00	0.00	0.00	0.00	0.00	0.00	0.00	0.00	0.00	0.00	0.00	0.00	0.00	0.00	0.00	0.00	0.00	0.00	0.00	0.00	0.00	0.00	0.00	0.00	0.00	
Overpayment of expenses & personnel benefits	0.00	0.00	0.00	0.00	0.00	0.00	0.00	0.00	0.00	0.00	0.00	0.00	0.00	0.00	0.00	0.00	0.00	0.00	0.00	0.00	0.00	0.00	0.00	0.00	0.00	0.00	
Overpayment for taxes or government accounts	0.00	0.00	0.00	0.00	0.00	0.00	0.00	0.00	0.00	0.00	0.00	0.00	0.00	0.00	0.00	0.00	0.00	0.00	0.00	0.00	0.00	0.00	0.00	0.00	0.00	0.00	
Liquidated damages and similar claims	0.00	0.00	0.00	0.00	0.00	0.00	0.00	0.00	0.00	0.00	0.00	0.00	0.00	0.00	0.00	0.00	0.00	0.00	0.00	0.00	0.00	0.00	0.00	0.00	0.00	0.00	
Unsettled claims	0.00	0.00	0.00	0.00	0.00	0.00	0.00	0.00	0.00	0.00	0.00	0.00	0.00	0.00	0.00	0.00	0.00	0.00	0.00	0.00	0.00	0.00	0.00	0.00	0.00	0.00	
TOTAL NON-CASH DISBURSEMENTS	1,026,741.09	145.84	0.00	0.00	1,026,886.93	29,841.28	339,295.81	0.00	0.00	369,137.09	0.00	0.00	0.00	0.00	369,137.09	1,428,024.02	0.00	0.00	0.00	0.00	1,428,024.02	0.00	0.00	0.00	0.00	1,428,024.02	
GRAND TOTAL	6,460,203.03	187,483.67	0.00	0.00	6,647,686.70	665,407.58	24,351,033.77	0.00	0.00	25,016,441.35	0.00	0.00	0.00	0.00	25,016,441.35	31,696,128.05	0.00	0.00	0.00	0.00	31,696,128.05	0.00	0.00	0.00	0.00	31,696,128.05	

SUMMARY

Particulars	Previous Report		This Month		As at Date	
	(1)	(2)	(3)	(4)	(5)	(6)
Total Disbursement Authorities Received	0.00	0.00	666,016,268.78	666,016,268.78	666,016,268.78	666,016,268.78
NCA	0.00	0.00	26,910,000.00	26,910,000.00	26,910,000.00	26,910,000.00
NTA	0.00	0.00	637,678,244.78	637,678,244.78	637,678,244.78	637,678,244.78
Working Fund	0.00	0.00	0.00	0.00	0.00	0.00
TFA	0.00	0.00	1,428,024.02	1,428,024.02	1,428,024.02	1,428,024.02
CDC	0.00	0.00	0.00	0.00	0.00	0.00
NCAA	0.00	0.00	0.00	0.00	0.00	0.00
Less: Notice of Transfer of Allocations (NTA) issued	0.00	0.00	0.00	0.00	0.00	0.00
Total Disbursement Authorities Available	0.00	0.00	666,016,268.78	666,016,268.78	666,016,268.78	666,016,268.78
Less:						
Lapsed NCA	0.00	0.00	0.00	0.00	0.00	0.00
Disbursements	0.00	0.00	31,696,128.05	31,696,128.05	31,696,128.05	31,696,128.05
Less: Other Non-Cash Disbursements	0.00	0.00	0.00	0.00	0.00	0.00
Disbursements effected through outright deductions from claims	0.00	0.00	0.00	0.00	0.00	0.00
Overpayment of expenses & personnel benefits	0.00	0.00	0.00	0.00	0.00	0.00
Restoration for loss of government property	0.00	0.00	0.00	0.00	0.00	0.00
Liquidated damages and similar claims	0.00	0.00	0.00	0.00	0.00	0.00
Others (e.g. TEF, BT, Dock Stamp, etc.)	0.00	0.00	0.00	0.00	0.00	0.00
Address Adjustments (e.g. cancelled checks)	0.00	0.00	0.00	0.00	0.00	0.00
Balance of Disbursement Authorities as at date	0.00	0.00	634,320,140.73	634,320,140.73	634,320,140.73	634,320,140.73
Total Disbursements Program	0.00	0.00	31,696,128.05	31,696,128.05	31,696,128.05	31,696,128.05
Less: Actual Disbursements	0.00	0.00	0.00	0.00	0.00	0.00

Certified Correct:

MAXIME G. FABUNAN, CPA
Accountant III

Recommending Approval:

PHILIP H. DU, CPA, MBA
Chief Administrative Officer

Approved By:

GLORIA J. BALBOA, MD, MPH, MBA, CEO V. CESO III
Director IV

The report was generated using the Unified Reporting System on 10/22/2022 01:56 version PAR4.1.2 - Status: SUBMITTED