

STATEMENT OF APPROPRIATIONS, ALLOTMENTS, OBLIGATIONS, DISBURSEMENTS AND BALANCES  
As at the Quarter Ending March 31, 2022

Department: Department of Health (DOH)  
Agency: Office of the Secretary  
Operating Unit: Metro Manila Centers for Health Development  
Organization Code (UACS): 13 001 0300013  
Fund Cluster: 01 Regular Agency Fund

	Current Year Appropriations
	Supplemental Appropriations
X	Continuing Appropriations

(e.g. UACS Fund Cluster: 01-Regular Agency Fund, 02-Foreign Assisted Projects Fund, 03-Special Account-Locally Funded/Domestic Grants Fund, and 04-Special Account-Foreign Assisted/Foreign Grants Fund)

Particulars	UACS CODE	Appropriations		Allotments						Current Year Obligations					Current Year Disbursements					Balances			
		Authorized Appropriations	Adjustments (Transfer To/From, Realignment)	Adjusted Appropriations	Allotments Received	Adjustments (Withdrawal, Realignment)	Transfer To	Transfer From	Adjusted Total Allotments	1st Quarter Ending March 31	2nd Quarter Ending June 30	3rd Quarter Ending Sept. 30	4th Quarter Ending Dec. 31	TOTAL	1st Quarter Ending March 31	2nd Quarter Ending June 30	3rd Quarter Ending Sept. 30	4th Quarter Ending Dec. 31	TOTAL	Unreleased Appro	Unobligated Allotments	Unpaid Obligations	
																						Due and Demandable	Not Yet Due and Demandable
1	2	3	4	5=(3+4)	6	7	8	9	10=[(6+)-(7)-8+9]	11	12	13	14	15=[(11+12+13+14)]	16	17	18	19	20=[(16+17+18+19)]	21=(5-10)	22=(10-15)	23	24
		163,960,935.84	1,022,522,034.15	1,186,482,969.99	163,960,935.84	0.00	0.00	1,022,522,034.15	1,186,482,969.99	933,969,155.69	0.00	0.00	0.00	933,969,155.69	636,520,878.38	0.00	0.00	0.00	636,520,878.38	0.00	252,523,814.30	0.00	297,438,277.31
I. Continuing Appropriations		163,960,935.84	1,022,522,034.15	1,186,482,969.99	163,960,935.84	0.00	0.00	1,022,522,034.15	1,186,482,969.99	933,969,155.69	0.00	0.00	0.00	933,969,155.69	636,520,878.38	0.00	0.00	0.00	636,520,878.38	0.00	252,523,814.30	0.00	297,438,277.31
I. Agency Specific Budget		160,833,758.11	307,207,802.99	468,041,561.10	160,833,758.11	0.00	0.00	307,207,802.99	468,041,561.10	261,965,227.03	0.00	0.00	0.00	261,965,227.03	431,858.10	0.00	0.00	0.00	431,858.10	0.00	206,056,334.07	0.00	261,563,368.85
Support to Operations	20000000000000	3,550,253.87	0.00	3,550,253.87	3,550,253.87	0.00	0.00	0.00	3,550,253.87	276,087.60	0.00	0.00	0.00	276,087.60	33,741.08	0.00	0.00	0.00	33,741.08	0.00	3,274,186.27	0.00	242,346.52
Operations of Regional Offices	200000100002000	3,532,035.90	0.00	3,532,035.90	3,532,035.90	0.00	0.00	0.00	3,532,035.90	276,087.60	0.00	0.00	0.00	276,087.60	33,741.08	0.00	0.00	0.00	33,741.08	0.00	3,255,948.30	0.00	242,346.52
MOOE		723,139.90	0.00	723,139.90	723,139.90	0.00	0.00	0.00	723,139.90	276,087.60	0.00	0.00	0.00	276,087.60	33,741.08	0.00	0.00	0.00	33,741.08	0.00	447,052.30	0.00	242,346.52
CO		2,808,896.00	0.00	2,808,896.00	2,808,896.00	0.00	0.00	0.00	2,808,896.00	0.00	0.00	0.00	0.00	0.00	0.00	0.00	0.00	0.00	0.00	0.00	18,217.97	0.00	0.00
Procurement and Supply Chain Management Service	200000100003000	18,217.97	0.00	18,217.97	18,217.97	0.00	0.00	0.00	18,217.97	0.00	0.00	0.00	0.00	0.00	0.00	0.00	0.00	0.00	0.00	0.00	18,217.97	0.00	0.00
MOOE		18,217.97	0.00	18,217.97	18,217.97	0.00	0.00	0.00	18,217.97	0.00	0.00	0.00	0.00	0.00	0.00	0.00	0.00	0.00	0.00	0.00	18,217.97	0.00	0.00
Sub-Total, Support to Operations		3,550,253.87	0.00	3,550,253.87	3,550,253.87	0.00	0.00	0.00	3,550,253.87	276,087.60	0.00	0.00	0.00	276,087.60	33,741.08	0.00	0.00	0.00	33,741.08	0.00	3,274,186.27	0.00	242,346.52
PS		0.00	0.00	0.00	0.00	0.00	0.00	0.00	0.00	0.00	0.00	0.00	0.00	0.00	0.00	0.00	0.00	0.00	0.00	0.00	0.00	0.00	0.00
MOOE		741,357.87	0.00	741,357.87	741,357.87	0.00	0.00	0.00	741,357.87	276,087.60	0.00	0.00	0.00	276,087.60	33,741.08	0.00	0.00	0.00	33,741.08	0.00	465,270.27	0.00	242,346.52
FinEx (if Applicable)		0.00	0.00	0.00	0.00	0.00	0.00	0.00	0.00	0.00	0.00	0.00	0.00	0.00	0.00	0.00	0.00	0.00	0.00	0.00	0.00	0.00	0.00
CO		2,808,896.00	0.00	2,808,896.00	2,808,896.00	0.00	0.00	0.00	2,808,896.00	0.00	0.00	0.00	0.00	0.00	0.00	0.00	0.00	0.00	0.00	0.00	2,808,896.00	0.00	0.00
Operations	3000000000000000	157,283,504.24	307,207,802.99	464,491,307.23	157,283,504.24	0.00	0.00	307,207,802.99	464,491,307.23	261,709,139.43	0.00	0.00	0.00	261,709,139.43	398,117.10	0.00	0.00	0.00	398,117.10	0.00	202,782,167.80	0.00	261,311,022.33
OO - Access to promotive and preventive health care services improved		90,033,876.51	(2,910,273.21)	87,123,603.30	90,033,876.51	0.00	0.00	(2,910,273.21)	87,123,603.30	3,533,999.35	0.00	0.00	0.00	3,533,999.35	318,896.78	0.00	0.00	0.00	318,896.78	0.00	83,589,603.95	0.00	3,215,102.57
HEALTH POLICY AND STANDARDS DEVELOPMENT PROGRAM		5,563.90	0.00	5,563.90	5,563.90	0.00	0.00	0.00	5,563.90	0.00	0.00	0.00	0.00	0.00	0.00	0.00	0.00	0.00	0.00	0.00	5,563.90	0.00	0.00
Health Sector Research Development	310100100003000	5,563.90	0.00	5,563.90	5,563.90	0.00	0.00	0.00	5,563.90	0.00	0.00	0.00	0.00	0.00	0.00	0.00	0.00	0.00	0.00	0.00	5,563.90	0.00	0.00
MOOE		5,563.90	0.00	5,563.90	5,563.90	0.00	0.00	0.00	5,563.90	0.00	0.00	0.00	0.00	0.00	0.00	0.00	0.00	0.00	0.00	0.00	5,563.90	0.00	0.00
HEALTH SYSTEMS STRENGTHENING PROGRAM		55,478,131.07	0.00	55,478,131.07	55,478,131.07	0.00	0.00	0.00	55,478,131.07	2,345,873.78	0.00	0.00	0.00	2,345,873.78	102,580.40	0.00	0.00	0.00	102,580.40	0.00	53,132,257.29	0.00	2,243,293.38
SERVICE DELIVERY SUB-PROGRAM		53,967,644.64	0.00	53,967,644.64	53,967,644.64	0.00	0.00	0.00	53,967,644.64	2,188,552.00	0.00	0.00	0.00	2,188,552.00	94,580.40	0.00	0.00	0.00	94,580.40	0.00	51,779,092.64	0.00	2,093,971.60
Health Facility Policy and Plan Development	310201100001000	265,842.65	0.00	265,842.65	265,842.65	0.00	0.00	0.00	265,842.65	0.00	0.00	0.00	0.00	0.00	0.00	0.00	0.00	0.00	0.00	0.00	265,842.65	0.00	0.00
MOOE		265,842.65	0.00	265,842.65	265,842.65	0.00	0.00	0.00	265,842.65	0.00	0.00	0.00	0.00	0.00	0.00	0.00	0.00	0.00	0.00	0.00	265,842.65	0.00	0.00
Health Facilities Enhancement Program	310201100002000	45,431,427.94	0.00	45,431,427.94	45,431,427.94	0.00	0.00	0.00	45,431,427.94	1,837,000.00	0.00	0.00	0.00	1,837,000.00	0.00	0.00	0.00	0.00	0.00	0.00	43,594,427.94	0.00	1,837,000.00
MOOE		30,450.31	0.00	30,450.31	30,450.31	0.00	0.00	0.00	30,450.31	0.00	0.00	0.00	0.00	0.00	0.00	0.00	0.00	0.00	0.00	0.00	30,450.31	0.00	0.00
CO		45,400,977.63	0.00	45,400,977.63	45,400,977.63	0.00	0.00	0.00	45,400,977.63	1,837,000.00	0.00	0.00	0.00	1,837,000.00	0.00	0.00	0.00	0.00	0.00	0.00	43,563,977.63	0.00	1,837,000.00
Local Health Systems Development and Assistance	310201100003000	7,494,478.94	0.00	7,494,478.94	7,494,478.94	0.00	0.00	0.00	7,494,478.94	3,000.00	0.00	0.00	0.00	3,000.00	3,000.00	0.00	0.00	0.00	3,000.00	0.00	7,491,478.94	0.00	0.00

This report was generated using the Unified Reporting System on 29/04/2022 09:04 version:FAR1.1.1 ; Status : SUBMITTED



Department: Department of Health (DOH)  
 Agency: Office of the Secretary  
 Operating Unit: Metro Manila Centers for Health Development  
 Organization Code (UACS): 13 001 0300013  
 Fund Cluster: 01 Regular Agency Fund

	Current Year Appropriations
	Supplemental Appropriations
X	Continuing Appropriations


Particulars	UACS CODE	Appropriations							Current Year Obligations						Current Year Disbursements				Balances					
		Authorized Appropriations	Adjustments (Transfer To/From, Realignment)	Adjusted Appropriations	Allotments Received	Adjustments (Withdrawal, Realignment)	Transfer To	Transfer From	Adjusted Total Allotments	1st Quarter	2nd Quarter	3rd Quarter	4th Quarter	TOTAL	1st Quarter	2nd Quarter	3rd Quarter	4th Quarter	TOTAL	Unreleased Appro	Unobligated Allotments	Unpaid Obligations		
										Ending March 31	Ending June 30	Ending Sept. 30	Ending Dec. 31		15=(11+12+13+14)	16	17	18				19	20=(16+17+18+19)	21=(5-10)
		3	4	5=(3+4)	6	7	8	9	10=[(8+9)-7]-9+5]	11	12	13	14	15	16	17	18	19	20	21	22	23	24	
CURATIVE HEALTH CARE SUB-PROGRAM		34,695.39	0.00	34,695.39	34,695.39	0.00	0.00	0.00	34,695.39	0.00	0.00	0.00	0.00	0.00	0.00	0.00	0.00	0.00	0.00	0.00	0.00	0.00	0.00	0.00
Operations of Blood Centers and National Voluntary Blood Services Program	320101100001000	34,695.39	0.00	34,695.39	34,695.39	0.00	0.00	0.00	34,695.39	0.00	0.00	0.00	0.00	0.00	0.00	0.00	0.00	0.00	0.00	0.00	0.00	0.00	0.00	0.00
MOOE		34,695.39	0.00	34,695.39	34,695.39	0.00	0.00	0.00	34,695.39	0.00	0.00	0.00	0.00	0.00	0.00	0.00	0.00	0.00	0.00	0.00	0.00	0.00	0.00	0.00
OO - Access to safe and quality health commodities, devices and facilities ensured		1,229,860.33	0.00	1,229,860.33	1,229,860.33	0.00	0.00	0.00	1,229,860.33	185,200.91	0.00	0.00	0.00	185,200.91	24,970.91	0.00	0.00	0.00	24,970.91	0.00	1,044,659.42	0.00	160,230.00	0.00
HEALTH REGULATORY PROGRAM		1,229,860.33	0.00	1,229,860.33	1,229,860.33	0.00	0.00	0.00	1,229,860.33	185,200.91	0.00	0.00	0.00	185,200.91	24,970.91	0.00	0.00	0.00	24,970.91	0.00	1,044,659.42	0.00	160,230.00	0.00
HEALTH FACILITIES AND SERVICES REGULATION SUB-PROGRAM		1,229,860.33	0.00	1,229,860.33	1,229,860.33	0.00	0.00	0.00	1,229,860.33	185,200.91	0.00	0.00	0.00	185,200.91	24,970.91	0.00	0.00	0.00	24,970.91	0.00	1,044,659.42	0.00	160,230.00	0.00
Regulation of Health Facilities and Services	330101100001000	0.00	0.00	0.00	0.00	0.00	0.00	0.00	0.00	0.00	0.00	0.00	0.00	0.00	0.00	0.00	0.00	0.00	0.00	0.00	0.00	0.00	0.00	0.00
MOOE		0.00	0.00	0.00	0.00	0.00	0.00	0.00	0.00	0.00	0.00	0.00	0.00	0.00	0.00	0.00	0.00	0.00	0.00	0.00	0.00	0.00	0.00	0.00
Regulation of Regional Health Facilities and Services	330101100002000	1,229,860.33	0.00	1,229,860.33	1,229,860.33	0.00	0.00	0.00	1,229,860.33	185,200.91	0.00	0.00	0.00	185,200.91	24,970.91	0.00	0.00	0.00	24,970.91	0.00	1,044,659.42	0.00	160,230.00	0.00
MOOE		1,229,860.33	0.00	1,229,860.33	1,229,860.33	0.00	0.00	0.00	1,229,860.33	185,200.91	0.00	0.00	0.00	185,200.91	24,970.91	0.00	0.00	0.00	24,970.91	0.00	1,044,659.42	0.00	160,230.00	0.00
OO - Access to social health protection assured		65,985,072.01	310,118,076.20	376,103,148.21	65,985,072.01	0.00	0.00	310,118,076.20	376,103,148.21	257,989,939.17	0.00	0.00	0.00	257,989,939.17	54,249.41	0.00	0.00	0.00	54,249.41	0.00	118,113,209.04	0.00	257,935,689.76	0.00
SOCIAL HEALTH PROTECTION PROGRAM		65,985,072.01	310,118,076.20	376,103,148.21	65,985,072.01	0.00	0.00	310,118,076.20	376,103,148.21	257,989,939.17	0.00	0.00	0.00	257,989,939.17	54,249.41	0.00	0.00	0.00	54,249.41	0.00	118,113,209.04	0.00	257,935,689.76	0.00
Assistance to Indigent Patients either Confined or Out-Patient in Government Hospitals/Specialty Hospitals/OU Hospitals/Philippine General Hospital/West Visayas State University Hospital	340100100001000	65,985,072.01	310,118,076.20	376,103,148.21	65,985,072.01	0.00	0.00	310,118,076.20	376,103,148.21	257,989,939.17	0.00	0.00	0.00	257,989,939.17	54,249.41	0.00	0.00	0.00	54,249.41	0.00	118,113,209.04	0.00	257,935,689.76	0.00
MOOE		65,985,072.01	310,118,076.20	376,103,148.21	65,985,072.01	0.00	0.00	310,118,076.20	376,103,148.21	257,989,939.17	0.00	0.00	0.00	257,989,939.17	54,249.41	0.00	0.00	0.00	54,249.41	0.00	118,113,209.04	0.00	257,935,689.76	0.00
Sub-Total, Operations		157,283,504.24	307,207,802.99	464,491,307.23	157,283,504.24	0.00	0.00	307,207,802.99	464,491,307.23	261,709,139.43	0.00	0.00	0.00	261,709,139.43	398,117.10	0.00	0.00	0.00	398,117.10	0.00	202,782,197.80	0.00	261,311,022.33	0.00
PS		0.00	0.00	0.00	0.00	0.00	0.00	0.00	0.00	0.00	0.00	0.00	0.00	0.00	0.00	0.00	0.00	0.00	0.00	0.00	0.00	0.00	0.00	0.00
MOOE		111,882,526.61	307,207,802.99	419,090,329.60	111,882,526.61	0.00	0.00	307,207,802.99	419,090,329.60	259,872,139.43	0.00	0.00	0.00	259,872,139.43	398,117.10	0.00	0.00	0.00	398,117.10	0.00	199,218,190.17	0.00	259,474,022.33	0.00
FInEx (if Applicable)		0.00	0.00	0.00	0.00	0.00	0.00	0.00	0.00	0.00	0.00	0.00	0.00	0.00	0.00	0.00	0.00	0.00	0.00	0.00	0.00	0.00	0.00	0.00
OO		45,400,977.63	0.00	45,400,977.63	45,400,977.63	0.00	0.00	0.00	45,400,977.63	1,837,000.00	0.00	0.00	0.00	1,837,000.00	0.00	0.00	0.00	0.00	0.00	0.00	636,089,020.20	0.00	35,884,908.46	0.00
Special Purpose Fund		3,127,177.73	715,314,231.16	718,441,408.89	3,127,177.73	0.00	0.00	715,314,231.16	718,441,408.89	671,973,928.66	0.00	0.00	0.00	671,973,928.66	636,089,020.20	0.00	0.00	0.00	636,089,020.20	0.00	46,467,480.23	0.00	35,884,908.46	0.00
Operations	3000000000000000	3,127,177.73	715,314,231.16	718,441,408.89	3,127,177.73	0.00	0.00	715,314,231.16	718,441,408.89	671,973,928.66	0.00	0.00	0.00	671,973,928.66	636,089,020.20	0.00	0.00	0.00	636,089,020.20	0.00	46,467,480.23	0.00	35,884,908.46	0.00
OO - Access to promotive and preventive health care services improved		3,127,177.73	715,314,231.16	718,441,408.89	3,127,177.73	0.00	0.00	715,314,231.16	718,441,408.89	57,318,000.00	0.00	0.00	0.00	57,318,000.00	46,975,500.00	0.00	0.00	0.00	46,975,500.00	0.00	27,814,500.00	0.00	10,342,500.00	0.00
PUBLIC HEALTH PROGRAM		45,500.00	85,087,000.00	85,132,500.00	45,500.00	0.00	0.00	85,087,000.00	85,132,500.00	57,318,000.00	0.00	0.00	0.00	57,318,000.00	46,975,500.00	0.00	0.00	0.00	46,975,500.00	0.00	27,814,500.00	0.00	10,342,500.00	0.00
FAMILY HEALTH SUB-PROGRAM		45,500.00	85,087,000.00	85,132,500.00	45,500.00	0.00	0.00	85,087,000.00	85,132,500.00	57,318,000.00	0.00	0.00	0.00	57,318,000.00	46,975,500.00	0.00	0.00	0.00	46,975,500.00	0.00	27,814,500.00	0.00	10,342,500.00	0.00
Family Health, Immunization, Nutrition and Responsible Parenting	310304100002000	45,500.00	85,087,000.00	85,132,500.00	45,500.00	0.00	0.00	85,087,000.00	85,132,500.00	57,318,000.00	0.00	0.00	0.00	57,318,000.00	46,975,500.00	0.00	0.00	0.00	46,975,500.00	0.00	27,814,500.00	0.00	10,342,500.00	0.00
MOOE		45,500.00	85,087,000.00	85,132,500.00	45,500.00	0.00	0.00	85,087,000.00	85,132,500.00	57,318,000.00	0.00	0.00	0.00	57,318,000.00	46,975,500.00	0.00	0.00	0.00	46,975,500.00	0.00	27,814,500.00	0.00	10,342,500.00	0.00
HEALTH EMERGENCY MANAGEMENT PROGRAM		3,081,677.73	630,227,231.16	633,308,908.89	3,081,677.73	0.00	0.00	630,227,231.16	633,308,908.89	614,655,928.66	0.00	0.00	0.00	614,655,928.66	589,113,520.20	0.00	0.00	0.00	589,113,520.20	0.00	18,652,980.23	0.00	25,542,408.46	0.00

Department: Department of Health (DOH)  
 Agency: Office of the Secretary  
 Operating Unit: Metro Manila Centers for Health Development  
 Organization Code (UACS): 13 001 0300013  
 Fund Cluster: 01 Regular Agency Fund  
 (e.g. UACS Fund Cluster: 01-Regular Agency Fund, 02-Foreign Assisted Projects Fund, 03-Special Account-Locally Funded/Domestic Grants Fund, and 04-Special Account-Foreign Assisted/Foreign Grants Fund)


	Current Year Appropriations
	Supplemental Appropriations
X	Continuing Appropriations

Particulars	UACS CODE	Appropriations					Allotments		Current Year Obligations							Current Year Disbursements				Balances			
		Authorized Appropriations	Adjustments (Transfer To/From, Realignment)	Adjusted Appropriations	Allotments Received	Adjustments (Withdrawal, Realignment)	Transfer To	Transfer From	Adjusted Total Allotments	1st Quarter Ending March 31	2nd Quarter Ending June 30	3rd Quarter Ending Sept. 30	4th Quarter Ending Dec. 31	TOTAL	1st Quarter Ending March 31	2nd Quarter Ending June 30	3rd Quarter Ending Sept. 30	4th Quarter Ending Dec. 31	TOTAL	Unreleased Appro	Unobligated Allotments	Unpaid Obligations	
																						20=(16+17+18+19)	21=(5-10)
1	2	3	4	5=(3+4)	6	7	8	9	10=[(6+)-(7)-8+9]	11	12	13	14	15=(11+12+13+14)	16	17	18	19	20=(16+17+18+19)	21=(5-10)	22=(10-15)	23	24
Quick Response Fund	310500100002000	3,081,677.73	630,227,231.16	633,308,908.89	3,081,677.73	0.00	0.00	630,227,231.16	633,308,908.89	614,655,928.66	0.00	0.00	0.00	614,655,928.66	589,113,520.20	0.00	0.00	0.00	589,113,520.20	0.00	18,652,980.23	0.00	25,542,408.46
MOOE		3,081,677.73	630,227,231.16	633,308,908.89	3,081,677.73	0.00	0.00	630,227,231.16	633,308,908.89	614,655,928.66	0.00	0.00	0.00	614,655,928.66	589,113,520.20	0.00	0.00	0.00	589,113,520.20	0.00	18,652,980.23	0.00	25,542,408.46
Sub-Total, Operations		3,127,177.73	715,314,231.16	718,441,408.89	3,127,177.73	0.00	0.00	715,314,231.16	718,441,408.89	671,973,928.66	0.00	0.00	0.00	671,973,928.66	636,089,020.20	0.00	0.00	0.00	636,089,020.20	0.00	46,467,480.23	0.00	35,884,908.46
PS		0.00	0.00	0.00	0.00	0.00	0.00	0.00	0.00	0.00	0.00	0.00	0.00	0.00	0.00	0.00	0.00	0.00	0.00	0.00	0.00	0.00	0.00
MOOE		3,127,177.73	715,314,231.16	718,441,408.89	3,127,177.73	0.00	0.00	715,314,231.16	718,441,408.89	671,973,928.66	0.00	0.00	0.00	671,973,928.66	636,089,020.20	0.00	0.00	0.00	636,089,020.20	0.00	46,467,480.23	0.00	35,884,908.46
FinEx (if Applicable)		0.00	0.00	0.00	0.00	0.00	0.00	0.00	0.00	0.00	0.00	0.00	0.00	0.00	0.00	0.00	0.00	0.00	0.00	0.00	0.00	0.00	0.00
CO		0.00	0.00	0.00	0.00	0.00	0.00	0.00	0.00	0.00	0.00	0.00	0.00	0.00	0.00	0.00	0.00	0.00	0.00	0.00	0.00	0.00	0.00
GRAND TOTAL		163,960,935.84	1,022,522,034.15	1,186,482,969.99	163,960,935.84	0.00	0.00	1,022,522,034.15	1,186,482,969.99	933,959,155.69	0.00	0.00	0.00	933,959,155.69	636,520,878.38	0.00	0.00	0.00	636,520,878.38	0.00	252,523,814.30	0.00	297,438,277.31
PS		0.00	0.00	0.00	0.00	0.00	0.00	0.00	0.00	0.00	0.00	0.00	0.00	0.00	0.00	0.00	0.00	0.00	0.00	0.00	0.00	0.00	0.00
MOOE		115,751,062.21	1,022,522,034.15	1,138,273,096.36	115,751,062.21	0.00	0.00	1,022,522,034.15	1,138,273,096.36	932,122,155.69	0.00	0.00	0.00	932,122,155.69	636,520,878.38	0.00	0.00	0.00	636,520,878.38	0.00	206,150,940.67	0.00	296,661,277.31
FinEx (if Applicable)		0.00	0.00	0.00	0.00	0.00	0.00	0.00	0.00	0.00	0.00	0.00	0.00	0.00	0.00	0.00	0.00	0.00	0.00	0.00	0.00	0.00	0.00
CO		48,209,873.63	0.00	48,209,873.63	48,209,873.63	0.00	0.00	0.00	48,209,873.63	1,837,000.00	0.00	0.00	0.00	1,837,000.00	0.00	0.00	0.00	0.00	0.00	0.00	48,372,873.63	0.00	1,837,000.00


Certified Correct:

  
 MA. YEIZA A. PERALTA  
 Administrative Officer V  
 Date: 2022-04-28 12:18:30


Certified Correct:

  
 MARJORIE G. FABUNAN, CPA  
 Accountant III  
 Date: 2022-04-28 12:18:30

Recommending Approval:

  
 PHILIP F. JU, CPA, NBM  
 Chief Administrative Officer  
 Date: 2022-04-28 12:29:56

Approved By:

  
 GLORIA J. BALBOA, MD, MPH, MHA, CEO VI, CESO III  
 Director IV  
 Date: 2022-04-28 13:09:19