

STATEMENT OF APPROPRIATIONS, ALLOTMENTS, OBLIGATIONS, DISBURSEMENTS AND BALANCES
As at the Quarter Ending December 31, 2022

Department : Department of Health (DOH)
 Agency/Entity : Office of the Secretary
 Operating Unit : Metro Manila Centers for Health Development
 Organization Code (UACS) : 13 001 0300013
 Fund Cluster : 01 Regular Agency Fund
 (e.g. UACS Fund Cluster: 01-Regular Agency Fund, 02-Foreign Assisted Projects Fund, 03-Special Account-Locally Funded/Domestic Grants Fund, and 04-Special Account-Foreign Assisted/Foreign Grants Fund)

	Current Year Appropriations
	Supplemental Appropriations
X	Continuing Appropriations

Particulars	UACS CODE	Appropriations		Allotments						Current Year Obligations					Current Year Disbursements					Balances			
		Authorized Appropriations	Adjusted Appropriations (Transfer To/From, Realignment)	Allotments Received	Adjustments (Withdrawal, Realignment)	Transfer To	Transfer From	Adjusted Total Allotments	1st Quarter Ending March 31	2nd Quarter Ending June 30	3rd Quarter Ending September 30	4th Quarter Ending December 31	TOTAL	1st Quarter Ending March 31	2nd Quarter Ending June 30	3rd Quarter Ending September 30	4th Quarter Ending December 31	TOTAL	Unreleased Appropriations	Unobligated Allotments	Unpaid Obligations (15-20)=(23+24)		
		3	4	5=(3+4)	6	7	8	9	10=[(8+9)+*]	11	12	13	14	15=(11+12+13+14)	16	17	18	19	20=(16+17+18+19)	21=(5-10)	22=(10-15)	23	24
I. Continuing Appropriations		163,960,935.84	1,502,654,354.64	1,666,615,290.48	163,960,935.84	0.00	(100,000.00)	1,502,754,354.64	1,666,615,290.48	933,959,155.69	268,518,393.34	219,732,715.53	216,833,756.02	1,638,844,020.58	636,520,878.38	48,738,635.06	365,629,162.53	258,227,080.13	1,309,115,756.10	0.00	27,771,269.90	0.00	329,728,264.48
I. Agency Specific Budget		160,833,758.11	774,240,123.48	935,073,881.59	160,833,758.11	0.00	(100,000.00)	774,340,123.48	935,073,881.59	261,985,227.03	234,204,042.04	211,902,243.77	203,509,756.02	911,601,268.86	431,858.18	2,205,659.39	354,087,215.95	236,101,299.03	592,826,032.55	0.00	23,472,612.73	0.00	318,775,236.31
General Administration and Support	10000000000000	0.00	660,000.00	660,000.00	0.00	0.00	0.00	660,000.00	660,000.00	0.00	0.00	0.00	660,000.00	660,000.00	0.00	0.00	0.00	660,000.00	660,000.00	0.00	0.00	0.00	0.00
General Management and Supervision	100000100001000	0.00	660,000.00	660,000.00	0.00	0.00	0.00	660,000.00	660,000.00	0.00	0.00	0.00	660,000.00	660,000.00	0.00	0.00	0.00	660,000.00	660,000.00	0.00	0.00	0.00	0.00
MOOE		0.00	660,000.00	660,000.00	0.00	0.00	0.00	660,000.00	660,000.00	0.00	0.00	0.00	660,000.00	660,000.00	0.00	0.00	0.00	660,000.00	660,000.00	0.00	0.00	0.00	0.00
Sub-Total, General Administration and Support		0.00	660,000.00	660,000.00	0.00	0.00	0.00	660,000.00	660,000.00	0.00	0.00	0.00	660,000.00	660,000.00	0.00	0.00	0.00	660,000.00	660,000.00	0.00	0.00	0.00	0.00
PS		0.00	0.00	0.00	0.00	0.00	0.00	0.00	0.00	0.00	0.00	0.00	0.00	0.00	0.00	0.00	0.00	0.00	0.00	0.00	0.00	0.00	0.00
MOOE		0.00	660,000.00	660,000.00	0.00	0.00	0.00	660,000.00	660,000.00	0.00	0.00	0.00	660,000.00	660,000.00	0.00	0.00	0.00	660,000.00	660,000.00	0.00	0.00	0.00	0.00
FinEx (if Applicable)		0.00	0.00	0.00	0.00	0.00	0.00	0.00	0.00	0.00	0.00	0.00	0.00	0.00	0.00	0.00	0.00	0.00	0.00	0.00	0.00	0.00	0.00
CO		0.00	0.00	0.00	0.00	0.00	0.00	0.00	0.00	0.00	0.00	0.00	0.00	0.00	0.00	0.00	0.00	0.00	0.00	0.00	0.00	0.00	0.00
Support to Operations	2000000000000000	3,550,253.87	1,000,000.00	4,550,253.87	3,550,253.87	0.00	0.00	1,000,000.00	4,550,253.87	276,087.60	(7,253.78)	134,713.09	3,048,482.94	3,452,029.85	33,741.08	217,099.79	54,161.56	206,679.24	511,681.67	0.00	1,098,224.02	0.00	2,940,348.18
Operations of Regional Offices	200000100002000	3,532,035.90	0.00	3,532,035.90	3,532,035.90	0.00	0.00	0.00	3,532,035.90	276,087.60	(7,253.78)	134,713.09	2,351,605.94	2,755,152.85	33,741.08	217,099.79	54,161.56	162,802.24	467,804.67	0.00	776,883.05	0.00	2,287,348.18
MOOE		723,139.90	0.00	723,139.90	723,139.90	0.00	0.00	0.00	723,139.90	276,087.60	(7,253.78)	134,713.09	316,605.94	720,152.85	33,741.08	217,099.79	54,161.56	162,802.24	467,804.67	0.00	2,987.05	0.00	252,348.18
CO		2,808,896.00	0.00	2,808,896.00	2,808,896.00	0.00	0.00	0.00	2,808,896.00	0.00	0.00	0.00	2,035,000.00	2,035,000.00	0.00	0.00	0.00	0.00	0.00	0.00	773,896.00	0.00	2,035,000.00
Procurement and Supply Chain Management Service	200000100003000	18,217.97	1,000,000.00	1,018,217.97	18,217.97	0.00	0.00	1,000,000.00	1,018,217.97	0.00	0.00	0.00	696,877.00	696,877.00	0.00	0.00	0.00	43,877.00	43,877.00	0.00	321,340.97	0.00	653,000.00
MOOE		18,217.97	1,000,000.00	1,018,217.97	18,217.97	0.00	0.00	1,000,000.00	1,018,217.97	0.00	0.00	0.00	696,877.00	696,877.00	0.00	0.00	0.00	43,877.00	43,877.00	0.00	321,340.97	0.00	653,000.00
Sub-Total, Support to Operations		3,550,253.87	1,000,000.00	4,550,253.87	3,550,253.87	0.00	0.00	1,000,000.00	4,550,253.87	276,087.60	(7,253.78)	134,713.09	3,048,482.94	3,452,029.85	33,741.08	217,099.79	54,161.56	206,679.24	511,681.67	0.00	1,098,224.02	0.00	2,940,348.18
PS		0.00	0.00	0.00	0.00	0.00	0.00	0.00	0.00	0.00	0.00	0.00	0.00	0.00	0.00	0.00	0.00	0.00	0.00	0.00	0.00	0.00	0.00
MOOE		741,357.87	1,000,000.00	1,741,357.87	741,357.87	0.00	0.00	1,000,000.00	1,741,357.87	276,087.60	(7,253.78)	134,713.09	1,013,482.94	1,417,029.85	33,741.08	217,099.79	54,161.56	206,679.24	511,681.67	0.00	324,328.02	0.00	905,348.18
FinEx (if Applicable)		0.00	0.00	0.00	0.00	0.00	0.00	0.00	0.00	0.00	0.00	0.00	0.00	0.00	0.00	0.00	0.00	0.00	0.00	0.00	0.00	0.00	0.00
CO		2,808,896.00	0.00	2,808,896.00	2,808,896.00	0.00	0.00	0.00	2,808,896.00	0.00	0.00	0.00	2,035,000.00	2,035,000.00	0.00	0.00	0.00	0.00	0.00	0.00	773,896.00	0.00	2,035,000.00
Operations	3000000000000000	157,283,504.24	772,580,123.48	929,863,627.72	157,283,504.24	0.00	(100,000.00)	772,680,123.48	929,863,627.72	261,709,139.43	234,211,295.82	211,767,530.68	199,801,273.08	907,489,239.01	398,117.10	1,988,559.80	354,033,054.39	235,234,619.79	581,654,350.88	0.00	22,374,388.71	0.00	315,834,888.13
OO: Access to promotive and preventive health care services improved		90,033,876.51	(1,536,675.86)	88,497,200.65	90,033,876.51	0.00	(100,000.00)	(1,436,675.86)	88,497,200.65	3,533,999.35	28,245,859.34	15,248,234.73	19,345,463.42	66,373,556.84	318,896.78	1,091,192.03	4,396,205.52	34,782,691.02	40,588,985.35	0.00	22,123,643.81	0.00	25,784,571.49
HEALTH POLICY AND STANDARDS DEVELOPMENT PROGRAM		5,563.90	0.00	5,563.90	5,563.90	0.00	0.00	0.00	5,563.90	0.00	0.00	0.00	0.00	0.00	0.00	0.00	0.00	0.00	0.00	0.00	5,563.90	0.00	0.00
Health Sector Research Development	310100100003000	5,563.90	0.00	5,563.90	5,563.90	0.00	0.00	0.00	5,563.90	0.00	0.00	0.00	0.00	0.00	0.00	0.00	0.00	0.00	0.00	0.00	5,563.90	0.00	0.00
MOOE		5,563.90	0.00	5,563.90	5,563.90	0.00	0.00	0.00	5,563.90	0.00	0.00	0.00	0.00	0.00	0.00	0.00	0.00	0.00	0.00	0.00	5,563.90	0.00	0.00
HEALTH SYSTEMS STRENGTHENING PROGRAM		55,478,131.07	1,473,597.35	56,951,728.42	55,478,131.07	0.00	0.00	1,473,597.35	56,951,728.42	2,345,873.78	11,622,686.00	12,807,291.59	13,709,871.60	40,485,722.97	102,580.40	365,166.80	3,203,637.09	16,733,206.54	20,424,590.63	0.00	16,466,005.45	0.00	20,061,132.14
SERVICE DELIVERY SUB-PROGRAM		53,967,644.64	(1,684,402.65)	52,283,241.99	53,967,644.64	0.00	0.00	(1,684,402.65)	52,283,241.99	2,188,552.00	11,296,616.00	9,384,026.59	13,524,183.00	36,403,377.59	94,580.40	120,763.89	2,586,259.59	15,519,628.44	18,321,232.32	0.00	15,879,864.40	0.00	18,082,145.27
Health Facility Policy and Plan Development	310201100001000	265,842.65	(265,842.65)	0.00	265,842.65	0.00	0.00	(265,842.65)	0.00	0.00	0.00	0.00	0.00	0.00	0.00	0.00	0.00	0.00	0.00	0.00	0.00	0.00	0.00
MOOE		265,842.65	(265,842.65)	0.00	265,842.65	0.00	0.00	(265,842.65)	0.00	0.00	0.00	0.00	0.00	0.00	0.00	0.00	0.00	0.00	0.00	0.00	0.00	0.00	0.00

Department : Department of Health (DOH)
 Agency/Entity : Office of the Secretary
 Operating Unit : Metro Manila Centers for Health Development
 Organization Code (UACS) : 13 001 0300013
 Fund Cluster : 01 Regular Agency Fund
 (e.g. UACS Fund Cluster: 01-Regular Agency Fund, 02-Foreign Assisted Projects Fund, 03-Special Account-Locally Funded/Domestic Grants Fund, and 04-Special Account-Foreign Assisted/Foreign Grants Fund)

	Current Year Appropriations
	Supplemental Appropriations
X	Continuing Appropriations

Particulars	UACS CODE	Appropriations					Allotments				Current Year Obligations					Current Year Disbursements					Balances			
		Authorized Appropriations	Adjustments (Transfer To/From, Realignment)	Adjusted Appropriations	Allotments Received	Adjustments (Withdrawal, Realignment)	Transfer To	Transfer From	Adjusted Total Allotments	1st Quarter Ending March 31	2nd Quarter Ending June 30	3rd Quarter Ending September 30	4th Quarter Ending December 31	TOTAL	1st Quarter Ending March 31	2nd Quarter Ending June 30	3rd Quarter Ending September 30	4th Quarter Ending December 31	TOTAL	Unreleased Appropriations	Unobligated Allotments	Unpaid Obligations (15-20)=(23+24)		
		3	4	5=(3+4)	6	7	8	9	10=(8+9-7)+8	11	12	13	14	15=(11+12+13+14)	16	17	18	19	20=(16+17+18+19)	21=(5-10)	22=(10-15)	23	24	
Health Facilities Enhancement Program	310201100002000	45,431,427.94	(1,418,560.00)	44,012,867.94	45,431,427.94	0.00	0.00	(1,418,560.00)	44,012,867.94	1,837,000.00	6,770,200.00	8,088,591.00	11,445,533.00	28,141,324.00	0.00	0.00	2,392,323.00	9,678,062.99	12,068,385.99	0.00	0.00	15,871,543.94	0.00	16,072,938.01
MOOE		30,450.31	0.00	30,450.31	30,450.31	0.00	0.00	0.00	30,450.31	0.00	0.00	0.00	0.00	0.00	0.00	0.00	0.00	0.00	0.00	0.00	0.00	0.00	0.00	0.00
CO		45,400,977.63	(1,418,560.00)	43,982,417.63	45,400,977.63	0.00	0.00	(1,418,560.00)	43,982,417.63	1,837,000.00	6,770,200.00	8,088,591.00	11,445,533.00	28,141,324.00	0.00	0.00	2,392,323.00	9,678,062.99	12,068,385.99	0.00	0.00	15,841,093.63	0.00	16,072,938.01
Local Health Systems Development and Assistance	310201100003000	7,494,478.94	0.00	7,494,478.94	7,494,478.94	0.00	0.00	0.00	7,494,478.94	3,000.00	4,508,350.00	944,664.33	2,036,293.00	7,492,307.33	3,000.00	0.00	0.00	5,546,784.50	5,549,784.50	0.00	0.00	2,171.61	0.00	1,942,522.83
MOOE		7,494,478.94	0.00	7,494,478.94	7,494,478.94	0.00	0.00	0.00	7,494,478.94	3,000.00	4,508,350.00	944,664.33	2,036,293.00	7,492,307.33	3,000.00	0.00	0.00	5,546,784.50	5,549,784.50	0.00	0.00	2,171.61	0.00	1,942,522.83
Pharmaceutical Management	310201100004000	775,895.11	0.00	775,895.11	775,895.11	0.00	0.00	0.00	775,895.11	348,552.00	18,066.00	360,771.26	42,357.00	769,748.26	91,580.40	120,763.89	193,936.59	296,780.95	703,061.83	0.00	0.00	6,148.85	0.00	66,684.43
MOOE		775,895.11	0.00	775,895.11	775,895.11	0.00	0.00	0.00	775,895.11	348,552.00	18,066.00	360,771.26	42,357.00	769,748.26	91,580.40	120,763.89	193,936.59	296,780.95	703,061.83	0.00	0.00	6,148.85	0.00	66,684.43
HEALTH HUMAN RESOURCE SUB-PROGRAM		132,041.21	3,158,000.00	3,290,041.21	132,041.21	0.00	0.00	3,158,000.00	3,290,041.21	0.00	192,500.00	2,523,380.00	99,812.00	2,815,692.00	0.00	140,000.00	300,500.00	443,581.00	884,081.00	0.00	0.00	474,349.21	0.00	1,831,811.00
Human Resources for Health (HRH) Deployment	310202100001000	47,940.00	3,158,000.00	3,205,940.00	47,940.00	0.00	0.00	3,158,000.00	3,205,940.00	0.00	192,500.00	2,523,380.00	26,000.00	2,741,880.00	0.00	140,000.00	300,500.00	373,000.00	813,500.00	0.00	0.00	464,060.00	0.00	1,928,380.00
MOOE		47,940.00	3,158,000.00	3,205,940.00	47,940.00	0.00	0.00	3,158,000.00	3,205,940.00	0.00	192,500.00	2,523,380.00	26,000.00	2,741,880.00	0.00	140,000.00	300,500.00	373,000.00	813,500.00	0.00	0.00	464,060.00	0.00	1,928,380.00
Human Resources for Health (HRH) and Institutional Capacity Management	310202100002000	84,101.21	0.00	84,101.21	84,101.21	0.00	0.00	0.00	84,101.21	0.00	0.00	0.00	73,812.00	73,812.00	0.00	0.00	0.00	70,581.00	70,581.00	0.00	0.00	10,289.21	0.00	3,231.00
MOOE		84,101.21	0.00	84,101.21	84,101.21	0.00	0.00	0.00	84,101.21	0.00	0.00	0.00	73,812.00	73,812.00	0.00	0.00	0.00	70,581.00	70,581.00	0.00	0.00	10,289.21	0.00	3,231.00
HEALTH PROMOTION SUB-PROGRAM		1,378,445.22	0.00	1,378,445.22	1,378,445.22	0.00	0.00	0.00	1,378,445.22	157,321.78	133,570.00	889,885.00	85,876.60	1,266,653.38	8,000.00	124,402.91	316,877.50	769,997.10	1,219,277.51	0.00	0.00	111,791.84	0.00	47,375.87
Health Promotion	310203100001000	1,378,445.22	0.00	1,378,445.22	1,378,445.22	0.00	0.00	0.00	1,378,445.22	157,321.78	133,570.00	889,885.00	85,876.60	1,266,653.38	8,000.00	124,402.91	316,877.50	769,997.10	1,219,277.51	0.00	0.00	111,791.84	0.00	47,375.87
MOOE		1,378,445.22	0.00	1,378,445.22	1,378,445.22	0.00	0.00	0.00	1,378,445.22	157,321.78	133,570.00	889,885.00	85,876.60	1,266,653.38	8,000.00	124,402.91	316,877.50	769,997.10	1,219,277.51	0.00	0.00	111,791.84	0.00	47,375.87
PUBLIC HEALTH PROGRAM		33,550,446.21	(3,010,273.21)	30,540,173.00	33,550,446.21	0.00	(100,000.00)	(2,910,273.21)	30,540,173.00	1,159,995.57	16,130,577.93	2,252,116.38	5,517,448.91	25,060,136.79	188,166.38	610,491.50	903,577.67	17,688,815.04	19,391,070.59	0.00	0.00	5,480,036.21	0.00	5,680,066.20
PUBLIC HEALTH MANAGEMENT SUB-PROGRAM		1,594,228.45	(100,000.00)	1,494,228.45	1,594,228.45	0.00	(100,000.00)	0.00	1,494,228.45	0.00	314,384.00	28,079.00	1,044,000.10	1,386,463.10	0.00	0.00	27,202.00	303,577.34	330,779.34	0.00	0.00	107,765.35	0.00	1,055,683.76
Public Health Management	310301100001000	1,594,228.45	(100,000.00)	1,494,228.45	1,594,228.45	0.00	(100,000.00)	0.00	1,494,228.45	0.00	314,384.00	28,079.00	1,044,000.10	1,386,463.10	0.00	0.00	27,202.00	303,577.34	330,779.34	0.00	0.00	107,765.35	0.00	1,055,683.76
MOOE		1,594,228.45	(100,000.00)	1,494,228.45	1,594,228.45	0.00	(100,000.00)	0.00	1,494,228.45	0.00	314,384.00	28,079.00	1,044,000.10	1,386,463.10	0.00	0.00	27,202.00	303,577.34	330,779.34	0.00	0.00	107,765.35	0.00	1,055,683.76
FAMILY HEALTH SUB-PROGRAM		7,166,397.33	(2,910,273.21)	4,256,124.12	7,166,397.33	0.00	0.00	(2,910,273.21)	4,256,124.12	5,990.00	3,195,964.32	1,047,732.03	(77,742.15)	4,171,544.20	5,990.00	150,000.00	491,523.39	1,378,400.00	2,025,513.39	0.00	0.00	84,579.92	0.00	2,146,030.81
Family Health, Immunization, Nutrition and Responsible Parenthood	310304100002000	7,166,397.33	(2,910,273.21)	4,256,124.12	7,166,397.33	0.00	0.00	(2,910,273.21)	4,256,124.12	5,990.00	3,195,964.32	1,047,732.03	(77,742.15)	4,171,544.20	5,990.00	150,000.00	491,523.39	1,378,400.00	2,025,513.39	0.00	0.00	84,579.92	0.00	2,146,030.81
MOOE		7,166,397.33	(2,910,273.21)	4,256,124.12	7,166,397.33	0.00	0.00	(2,910,273.21)	4,256,124.12	5,990.00	3,195,964.32	1,047,732.03	(77,742.15)	4,171,544.20	5,990.00	150,000.00	491,523.39	1,378,400.00	2,025,513.39	0.00	0.00	84,579.92	0.00	2,146,030.81
PREVENTION AND CONTROL OF COMMUNICABLE DISEASES SUB-PROGRAM		24,789,820.43	0.00	24,789,820.43	24,789,820.43	0.00	0.00	0.00	24,789,820.43	1,154,405.57	12,620,229.61	1,176,305.35	4,551,188.96	19,502,129.49	182,596.38	460,491.50	384,852.28	16,006,837.70	17,034,777.88	0.00	0.00	5,287,690.94	0.00	2,467,351.63
Prevention and Control of Communicable Diseases	310308100001000	24,789,820.43	0.00	24,789,820.43	24,789,820.43	0.00	0.00	0.00	24,789,820.43	1,154,405.57	12,620,229.61	1,176,305.35	4,551,188.96	19,502,129.49	182,596.38	460,491.50	384,852.28	16,006,837.70	17,034,777.88	0.00	0.00	5,287,690.94	0.00	2,467,351.63
MOOE		24,789,820.43	0.00	24,789,820.43	24,789,820.43	0.00	0.00	0.00	24,789,820.43	1,154,405.57	12,620,229.61	1,176,305.35	4,551,188.96	19,502,129.49	182,596.38	460,491.50	384,852.28	16,006,837.70	17,034,777.88	0.00	0.00	5,287,690.94	0.00	2,467,351.63
EPIDEMIOLOGY AND SURVEILLANCE PROGRAM		205,796.46	0.00	205,796.46	205,796.46	0.00	0.00	0.00	205,796.46	0.00	102,925.41	4,940.00	0.00	107,865.41	0.00	67,403.73	38,239.40	0.00	105,643.13	0.00	0.00	97,931.05	0.00	2,222.28
Epidemiology and Surveillance	310400100001000	205,796.46	0.00	205,796.46	205,796.46	0.00	0.00	0.00	205,796.46	0.00	102,925.41	4,940.00	0.00	107,865.41	0.00	67,403.73	38,239.40	0.00	105,643.13	0.00	0.00	97,931.05	0.00	2,222.28
MOOE		205,796.46	0.00	205,796.46	205,796.46	0.00	0.00	0.00	205,796.46	0.00	102,925.41	4,940.00	0.00	107,865.41	0.00	67,403.73	38,239.40	0.00	105,643.13	0.00	0.00	97,931.05	0.00	2,222.28
HEALTH EMERGENCY MANAGEMENT PROGRAM		793,938.87	0.00	793,938.87	793,938.87	0.00	0.00	0.00	793,938.87	28,130.00	389,670.00	183,896.76	118,144.91	719,831.67	28,130.00	28,130.00	250,751.36	360,669.44	667,680.80	0.00	0.00	74,107.20	0.00	52,150.87
Health Emergency Preparedness and Response	310500100001000	793,938.87	0.00	793,938.87	793,938.87	0.00	0.00	0.00	793,938.87	28,130.00	389,670.00	183,896.76	118,144.91	719,831.67	28,130.00	28,130.00	250,751.36	360,669.44	667,680.80	0.00	0.00	74,107.20	0.00	52,150.87
MOOE		793,938.87	0.00	793,938.87	793,938.87	0.00	0.00	0.00	793,938.87	28,130.00	389,670.00	183,896.76	118,144.91	719,831.67	28,130.00	28,130.00	250,751.36	360,669.44	667,680.80	0.00	0.00	74,107.20	0.00	52,150.87
OO: Access to curative and rehabilitative health care services improved		34,695.39	0.00	34,695.39	34,695.39	0.00	0.00	0.00	34,695.39	0.00	34,341.30	0.00	0.00	34,341.30	0.00	0.00	34,341.30	0.00	34,341.30	0.00	0.00	354.09	0.00	0.00
HEALTH FACILITIES OPERATION PROGRAM		34,695.39	0.00	34,695.3																				

Department : Department of Health (DOH)
 Agency/Entity : Office of the Secretary
 Operating Unit : Metro Manila Centers for Health Development
 Organization Code (UAACS) : 13 001 0300013
 Fund Cluster : 01 Regular Agency Fund
 (e.g. UAACS Fund Cluster: 01-Regular Agency Fund, 02-Foreign Assisted Projects Fund, 03-Special Account-Locally Funded/Domestic Grants Fund, and 04-Special Account-Foreign Assisted/Foreign Grants Fund)

	Current Year Appropriations
	Supplemental Appropriations
X	Continuing Appropriations

Particulars	UAACS CODE	Appropriations							Allotments					Current Year Obligations					Current Year Disbursements					Balances			
		Authorized Appropriations	Adjustments (Transfer To/From, Realignment)	Adjusted Appropriations	Allotments Received	Adjustments (Withdrawal, Realignment)	Transfer To	Transfer From	Adjusted Total Allotments	1st Quarter Ending March 31	2nd Quarter Ending June 30	3rd Quarter Ending September 30	4th Quarter Ending December 31	TOTAL	1st Quarter Ending March 31	2nd Quarter Ending June 30	3rd Quarter Ending September 30	4th Quarter Ending December 31	TOTAL	Unreleased Appropriations	Unobligated Allotments	Unpaid Obligations (15-20)-(23+24)					
		3	4	5=(3+4)	6	7	8	9	10=[(6)-(7)+8+9]	11	12	13	14	15=(11+12+13+14)	16	17	18	19	20=(16+17+18+19)	21=[5-10]	22=[10-15]	23	24				
Operations of Blood Centers and National Voluntary Blood Services Program	320101100001000	34,895.39	0.00	34,895.39	34,895.39	0.00	0.00	0.00	34,895.39	0.00	34,341.30	0.00	0.00	34,341.30	0.00	0.00	0.00	34,341.30	0.00	34,341.30	0.00	354.09	0.00	0.00			
MOOE		34,895.39	0.00	34,895.39	34,895.39	0.00	0.00	0.00	34,895.39	0.00	34,341.30	0.00	0.00	34,341.30	0.00	0.00	0.00	34,341.30	0.00	34,341.30	0.00	354.09	0.00	0.00			
OO : Access to safe and quality health commodities, devices and facilities ensured		1,229,860.33	0.00	1,229,860.33	1,229,860.33	0.00	0.00	0.00	1,229,860.33	185,200.91	28,529.20	83,020.00	933,110.22	1,229,860.33	24,970.91	127,832.84	51,419.20	1,016,130.22	1,220,353.17	0.00	0.00	0.00	9,507.16				
HEALTH REGULATORY PROGRAM		1,229,860.33	0.00	1,229,860.33	1,229,860.33	0.00	0.00	0.00	1,229,860.33	185,200.91	28,529.20	83,020.00	933,110.22	1,229,860.33	24,970.91	127,832.84	51,419.20	1,016,130.22	1,220,353.17	0.00	0.00	0.00	9,507.16				
HEALTH FACILITIES AND SERVICES REGULATION SUB-PROGRAM		1,229,860.33	0.00	1,229,860.33	1,229,860.33	0.00	0.00	0.00	1,229,860.33	185,200.91	28,529.20	83,020.00	933,110.22	1,229,860.33	24,970.91	127,832.84	51,419.20	1,016,130.22	1,220,353.17	0.00	0.00	0.00	9,507.16				
Regulation of Health Facilities and Services	330101100001000	0.00	0.00	0.00	0.00	0.00	0.00	0.00	0.00	0.00	0.00	0.00	0.00	0.00	0.00	0.00	0.00	0.00	0.00	0.00	0.00	0.00	0.00	0.00			
MOOE		0.00	0.00	0.00	0.00	0.00	0.00	0.00	0.00	0.00	0.00	0.00	0.00	0.00	0.00	0.00	0.00	0.00	0.00	0.00	0.00	0.00	0.00	0.00			
Regulation of Regional Health Facilities and Services	330101100002000	1,229,860.33	0.00	1,229,860.33	1,229,860.33	0.00	0.00	0.00	1,229,860.33	185,200.91	28,529.20	83,020.00	933,110.22	1,229,860.33	24,970.91	127,832.84	51,419.20	1,016,130.22	1,220,353.17	0.00	0.00	0.00	9,507.16				
MOOE		1,229,860.33	0.00	1,229,860.33	1,229,860.33	0.00	0.00	0.00	1,229,860.33	185,200.91	28,529.20	83,020.00	933,110.22	1,229,860.33	24,970.91	127,832.84	51,419.20	1,016,130.22	1,220,353.17	0.00	0.00	0.00	9,507.16				
OO : Access to social health protection assured		65,985,072.01	774,116,799.34	840,101,871.35	65,985,072.01	0.00	0.00	774,116,799.34	840,101,871.35	257,989,939.17	205,902,565.98	196,436,275.95	179,522,699.44	839,851,480.54	54,249.41	769,534.73	349,551,088.37	199,435,796.55	549,810,671.06	0.00	250,390.81	0.00	290,040,809.48				
SOCIAL HEALTH PROTECTION PROGRAM		65,985,072.01	774,116,799.34	840,101,871.35	65,985,072.01	0.00	0.00	774,116,799.34	840,101,871.35	257,989,939.17	205,902,565.98	196,436,275.95	179,522,699.44	839,851,480.54	54,249.41	769,534.73	349,551,088.37	199,435,796.55	549,810,671.06	0.00	250,390.81	0.00	290,040,809.48				
Assistance to Indigent Patients either Confined or Out-Patient in Government Hospitals/Specialty Hospitals/LGU Hospitals/Philippine General Hospital/West Visayas State University Hospital	340100100001000	65,985,072.01	774,116,799.34	840,101,871.35	65,985,072.01	0.00	0.00	774,116,799.34	840,101,871.35	257,989,939.17	205,902,565.98	196,436,275.95	179,522,699.44	839,851,480.54	54,249.41	769,534.73	349,551,088.37	199,435,796.55	549,810,671.06	0.00	250,390.81	0.00	290,040,809.48				
MOOE		65,985,072.01	774,116,799.34	840,101,871.35	65,985,072.01	0.00	0.00	774,116,799.34	840,101,871.35	257,989,939.17	205,902,565.98	196,436,275.95	179,522,699.44	839,851,480.54	54,249.41	769,534.73	349,551,088.37	199,435,796.55	549,810,671.06	0.00	250,390.81	0.00	290,040,809.48				
Sub-Total, Operations		157,283,504.24	772,580,123.48	929,863,627.72	157,283,504.24	0.00	(100,000.00)	772,880,123.48	929,863,627.72	261,709,139.43	234,211,295.82	211,767,530.68	199,801,273.08	907,489,239.01	398,117.10	1,988,559.60	354,033,054.39	235,234,619.79	591,654,350.88	0.00	22,374,388.71	0.00	315,834,888.13				
PS		0.00	0.00	0.00	0.00	0.00	0.00	0.00	0.00	0.00	0.00	0.00	0.00	0.00	0.00	0.00	0.00	0.00	0.00	0.00	0.00	0.00	0.00	0.00			
MOOE		111,882,526.61	773,998,683.48	885,881,210.09	111,882,526.61	0.00	(100,000.00)	774,098,683.48	885,881,210.09	259,872,139.43	227,441,095.82	203,678,939.68	188,355,740.08	879,347,915.01	398,117.10	1,988,559.60	351,640,731.39	225,558,556.60	579,585,964.89	0.00	6,533,295.08	0.00	299,761,950.12				
FinEx (If Applicable)		0.00	0.00	0.00	0.00	0.00	0.00	0.00	0.00	0.00	0.00	0.00	0.00	0.00	0.00	0.00	0.00	0.00	0.00	0.00	0.00	0.00	0.00	0.00			
CO		45,400,977.63	(1,418,560.00)	43,982,417.63	45,400,977.63	0.00	0.00	(1,418,560.00)	43,982,417.63	1,837,000.00	6,770,200.00	8,088,591.00	11,445,533.00	28,141,324.00	0.00	0.00	2,382,323.00	9,676,062.99	12,068,385.99	0.00	15,841,063.63	0.00	16,072,838.01				
II. Special Purpose Fund		3,127,177.73	728,414,231.16	731,541,408.89	3,127,177.73	0.00	0.00	728,414,231.16	731,541,408.89	671,973,928.66	34,314,351.30	7,830,471.76	13,124,000.00	727,242,751.72	636,089,020.20	46,532,975.67	11,541,946.58	22,125,781.10	716,289,723.55	0.00	4,298,657.17	0.00	10,953,028.17				
Operations	3000000000000000	3,127,177.73	728,414,231.16	731,541,408.89	3,127,177.73	0.00	0.00	728,414,231.16	731,541,408.89	671,973,928.66	34,314,351.30	7,830,471.76	13,124,000.00	727,242,751.72	636,089,020.20	46,532,975.67	11,541,946.58	22,125,781.10	716,289,723.55	0.00	4,298,657.17	0.00	10,953,028.17				
OO : Access to promotive and preventive health care services improved		3,127,177.73	728,414,231.16	731,541,408.89	3,127,177.73	0.00	0.00	728,414,231.16	731,541,408.89	671,973,928.66	34,314,351.30	7,830,471.76	13,124,000.00	727,242,751.72	636,089,020.20	46,532,975.67	11,541,946.58	22,125,781.10	716,289,723.55	0.00	4,298,657.17	0.00	10,953,028.17				
PUBLIC HEALTH PROGRAM		45,500.00	98,187,000.00	98,232,500.00	45,500.00	0.00	0.00	98,187,000.00	98,232,500.00	57,318,000.00	26,887,500.00	196,000.00	13,100,000.00	97,301,500.00	46,975,500.00	36,680,000.00	0.00	13,590,000.00	97,245,500.00	0.00	931,000.00	0.00	56,000.00				
FAMILY HEALTH SUB-PROGRAM		45,500.00	98,187,000.00	98,232,500.00	45,500.00	0.00	0.00	98,187,000.00	98,232,500.00	57,318,000.00	26,887,500.00	196,000.00	13,100,000.00	97,301,500.00	46,975,500.00	36,680,000.00	0.00	13,590,000.00	97,245,500.00	0.00	931,000.00	0.00	56,000.00				
Family Health, Immunization, Nutrition and Responsible Parenting	310304100002000	45,500.00	98,187,000.00	98,232,500.00	45,500.00	0.00	0.00	98,187,000.00	98,232,500.00	57,318,000.00	26,887,500.00	196,000.00	13,100,000.00	97,301,500.00	46,975,500.00	36,680,000.00	0.00	13,590,000.00	97,245,500.00	0.00	931,000.00	0.00	56,000.00				
MOOE		45,500.00	98,187,000.00	98,232,500.00	45,500.00	0.00	0.00	98,187,000.00	98,232,500.00	57,318,000.00	26,887,500.00	196,000.00	13,100,000.00	97,301,500.00	46,975,500.00	36,680,000.00	0.00	13,590,000.00	97,245,500.00	0.00	931,000.00	0.00	56,000.00				
HEALTH EMERGENCY MANAGEMENT PROGRAM		3,081,677.73	630,227,231.16	633,308,908.89	3,081,677.73	0.00	0.00	630,227,231.16	633,308,908.89	614,655,928.66	7,626,851.30	7,634,471.76	24,000.00	629,941,251.72	589,113,520.20	9,852,975.67	11,541,946.58	8,535,781.10	619,044,223.55	0.00	3,367,657.17	0.00	10,897,028.17				
Quick Response Fund	310500100002000	3,081,677.73	630,227,231.16	633,308,908.89	3,081,677.73	0.00	0.00	630,227,231.16	633,308,908.89	614,655,928.66	7,626,851.30	7,634,471.76	24,000.00	629,941,251.72	589,113,520.20	9,852,975.67	11,541,946.58	8,535,781.10	619,044,223.55	0.00	3,367,657.17	0.00	10,897,028.17				
MOOE		3,081,677.73	630,227,231.16	633,308,908.89	3,081,677.73	0.00	0.00	630,227,231.16	633,308,908.89	614,655,928.66	7,626,851.30	7,634,471.76	24,000.00	629,941,251.72	589,113,520.20	9,852,975.67	11,541,946.58	8,535,781.10	619,044,223.55	0.00	3,367,657.17	0.00	10,897,028.17				

Department : Department of Health (DOH)
 Agency/Entity : Office of the Secretary
 Operating Unit : Metro Manila Centers for Health Development
 Organization Code (UACS) : 13 001 0300013
 Fund Cluster : 01 Regular Agency Fund

	Current Year Appropriations
	Supplemental Appropriations
X	Continuing Appropriations


(e.g. UACS Fund Cluster: 01-Regular Agency Fund, 02-Foreign Assisted Projects Fund, 03-Special Account-Locally Funded/Domestic Grants Fund, and 04-Special Account-Foreign Assisted/Foreign Grants Fund)

Particulars	UACS CODE	Appropriations			Allotments			Current Year Obligations					Current Year Disbursements					Balances					
		Authorized Appropriations	Adjustments (Transfer To/From, Realignment)	Adjusted Appropriations	Allotments Received	Adjustments (Withdrawal, Realignment)	Transfer To	Transfer From	Adjusted Total Allotments	1st Quarter Ending March 31	2nd Quarter Ending June 30	3rd Quarter Ending September 30	4th Quarter Ending December 31	TOTAL	1st Quarter Ending March 31	2nd Quarter Ending June 30	3rd Quarter Ending September 30	4th Quarter Ending December 31	TOTAL	Unreleased Appropriations	Unobligated Allotments	Unpaid Obligations (15-20)=(23+24)	
		3	4	5=(3+4)	6	7	8	9	10=(8+(-7)-8+9)	11	12	13	14	15=(11+12+13+14)	16	17	18	19	20=(16+17+18+19)	21=(5-10)	22=(10-15)	23	24
Sub-Total, Operations		3,127,177.73	728,414,231.16	731,541,408.89	3,127,177.73	0.00	0.00	728,414,231.16	731,541,408.89	671,973,928.66	34,314,351.30	7,830,471.76	13,124,000.00	727,242,751.72	636,089,020.20	46,532,975.67	11,541,946.58	22,125,781.10	716,289,723.55	0.00	4,298,657.17	0.00	10,953,028.17
PS		0.00	0.00	0.00	0.00	0.00	0.00	0.00	0.00	0.00	0.00	0.00	0.00	0.00	0.00	0.00	0.00	0.00	0.00	0.00	0.00	0.00	0.00
MOOE		3,127,177.73	728,414,231.16	731,541,408.89	3,127,177.73	0.00	0.00	728,414,231.16	731,541,408.89	671,973,928.66	34,314,351.30	7,830,471.76	13,124,000.00	727,242,751.72	636,089,020.20	46,532,975.67	11,541,946.58	22,125,781.10	716,289,723.55	0.00	4,298,657.17	0.00	10,953,028.17
FinEx (if Applicable)		0.00	0.00	0.00	0.00	0.00	0.00	0.00	0.00	0.00	0.00	0.00	0.00	0.00	0.00	0.00	0.00	0.00	0.00	0.00	0.00	0.00	0.00
CO		0.00	0.00	0.00	0.00	0.00	0.00	0.00	0.00	0.00	0.00	0.00	0.00	0.00	0.00	0.00	0.00	0.00	0.00	0.00	0.00	0.00	0.00
GRAND TOTAL		163,960,935.84	1,502,654,354.64	1,666,615,290.48	163,960,935.84	0.00	(100,000.00)	1,502,754,354.64	1,666,615,290.48	933,959,155.69	268,518,393.34	219,732,715.53	216,633,756.02	1,638,844,020.58	636,520,878.38	48,738,635.06	365,629,162.53	258,227,080.13	1,309,115,756.10	0.00	27,771,269.90	0.00	329,728,264.48
PS		0.00	0.00	0.00	0.00	0.00	0.00	0.00	0.00	0.00	0.00	0.00	0.00	0.00	0.00	0.00	0.00	0.00	0.00	0.00	0.00	0.00	0.00
MOOE		115,751,062.21	1,504,072,914.64	1,619,823,976.85	115,751,062.21	0.00	(100,000.00)	1,504,172,914.64	1,619,823,976.85	932,122,155.69	261,748,193.34	211,844,124.53	203,153,223.02	1,608,667,696.58	636,520,878.38	48,738,635.06	363,236,839.53	248,551,017.14	1,297,047,370.11	0.00	11,156,280.27	0.00	311,620,326.47
FinEx (if Applicable)		0.00	0.00	0.00	0.00	0.00	0.00	0.00	0.00	0.00	0.00	0.00	0.00	0.00	0.00	0.00	0.00	0.00	0.00	0.00	0.00	0.00	0.00
CO		48,209,873.63	(1,418,560.00)	48,791,313.63	48,209,873.63	0.00	0.00	(1,418,560.00)	48,791,313.63	1,837,000.00	6,770,200.00	8,088,591.00	13,480,533.00	30,176,324.00	0.00	0.00	2,392,323.00	9,676,062.99	12,068,395.99	0.00	16,614,989.63	0.00	18,107,938.01


Certified Correct:


 MA. YEIZA A. PERALTA
 Administrative Officer V
 Date: 2023-01-30 14:27:03


Certified Correct:


 MARJORIE G. FABUNAN, CPA
 Accountant III
 Date: 2023-01-30 14:27:03

Recommending Approval:


 ATTY. DEANE DENESY F. JAO
 OIC - Chief Administrative Officer
 Date: 2023-01-30 14:41:21

Approved By:


 ALEN ANNIE GRACE P. SUDIACAL, MD, MPH, CESE
 Director IV
 Date: 2023-01-30 15:07:06