


STATEMENT OF APPROPRIATIONS, ALLOTMENTS, OBLIGATIONS, DISBURSEMENTS AND BALANCES
As of the Quarter Ending December 31, 2016


Department: Department of Health (DOH)
Agency: Office of the Secretary
Operating Unit: Metro Manila Centers for Health Development
Organization Code (UACS): 130010300013
Fund Cluster: 01 - Regular Agency Fund


Authorization: 02 - Continuing Appropriations
Report Status: SUBMITTED


Table with columns: Particulars, UACS CODE, Appropriation (Authorized, Adjustments, Adjusted), Allotments (Allotments Received, Adjustments, Transfer To, Transfer From, Adjusted Total), Current Year Obligations (1st-4th Quarter, Total), Current Year Disbursements (1st-4th Quarter, Total), and Balances (Unreleased, Unobligated, Unpaid Obligations). Rows include various health programs such as National Government Agencies, Health Management and Supervision, MOOE, Support to Operations, and MFO 1: HEALTH SECTOR POLICY SERVICES.

Particulars	UACS CODE	Appropriation			Allotments			Current Year Obligations					Current Year Disbursements				Balances							
		Authorized Appropriation	Adjustments (To/From, Realignment)	Adjusted Appropriations	Allotments Received	Adjustments (Withdrawal, Realignment)	Transfer To	Transfer From	Adjusted Total Allotments	1st Quarter Ending March 31	2nd Quarter Ending June 30	3rd Quarter Ending Sept. 30	4th Quarter Ending Dec. 31	Total	1st Quarter Ending March 31	2nd Quarter Ending June 30	3rd Quarter Ending Sept. 30	4th Quarter Ending Dec. 31	Total	Unreleased Appropriations	Unobligated Allotment	Unpaid Obligations (15-20) = (23+24)	Not Yet Due and Demandable	
1	2	3	4	5=(3+4)	6	7	8	9	10=(6+7+8+9)	11	12	13	14	15=(11+12+13+14)	16	17	18	19	20=(16+17+18+19)	21=(5-10)	22=(10-15)	23	24	
MFO 3: HOSPITAL SERVICES	00000303000000		300,000.00	300,000.00				300,000.00	300,000.00					281,250.00										281,250.00
National Voluntary Blood Services Program and Operation of Blood Centers	224003030100000		300,000.00	300,000.00				300,000.00	300,000.00					281,250.00										281,250.00
MOOE			300,000.00	300,000.00				300,000.00	300,000.00					281,250.00										281,250.00
MFO 4: HEALTH SECTOR REGULATION SERVICES	0000030400000000	1,998,910.03		1,998,910.03	1,998,910.03				1,998,910.03					953,247.35	894,468.79	151,193.89								719,884.35
Implementation of health regulations	000003040100000	1,998,910.03		1,998,910.03	1,998,910.03				1,998,910.03					953,247.35	894,468.79	151,193.89								719,884.35
Regional Health Regulations	227003040100006	1,998,910.03		1,998,910.03	1,998,910.03				1,998,910.03					953,247.35	894,468.79	151,193.89								719,884.35
MOOE		1,998,910.03		1,998,910.03	1,998,910.03				1,998,910.03					953,247.35	894,468.79	151,193.89								719,884.35
Locally-Funded Projects	000004000000000		4,668,279.00	4,668,279.00				4,668,279.00	4,668,279.00	200,000.00				2,279,000.00										2,279,000.00
Social Protection	000004140000000		4,668,279.00	4,668,279.00				4,668,279.00	4,668,279.00	200,000.00				2,279,000.00										2,279,000.00
Sickness and Disability	000004140100000		1,721,279.00	1,721,279.00				1,721,279.00	1,721,279.00	200,000.00				1,000,000.00										1,721,279.00
Assistance to Indigent Patients either Confined or Out-Patient in Government Hospitals/Specialty Hospitals/LGU Hospitals/Philippine General Hospital/West Visayas State University Hospital	223004140100001		1,721,279.00	1,721,279.00				1,721,279.00	1,721,279.00	200,000.00				1,000,000.00										1,721,279.00
MOOE			1,721,279.00	1,721,279.00				1,721,279.00	1,721,279.00	200,000.00				1,000,000.00										1,721,279.00
Peace and Development	000004141100000		2,947,000.00	2,947,000.00				2,947,000.00	2,947,000.00															2,947,000.00
Implementation of various projects of LGUs	224004141100002		2,947,000.00	2,947,000.00				2,947,000.00	2,947,000.00															2,947,000.00
CO			2,947,000.00	2,947,000.00				2,947,000.00	2,947,000.00															2,947,000.00
Sub-Total, Agency-Specific		49,773,505.26	24,314,544.41	74,088,049.67	49,773,505.26	835,570.00	(2,900,000.00)	26,378,974.41	74,088,049.67	5,765,333.97	28,632,533.30	14,284,241.30	15,596,341.13	64,278,449.70	1,818,435.35	3,486,973.73	2,853,011.88	3,032,153.00	11,190,573.96			9,809,599.97	53,087,875.74	
PS																								
MOOE		47,638,505.26	20,531,974.41	68,170,479.67	47,638,505.26		(2,900,000.00)	23,431,974.41	68,170,479.67	5,765,333.97	28,632,533.30	12,985,704.48	14,760,771.13	62,144,342.88	1,818,435.35	3,486,973.73	2,853,011.88	3,032,153.00	11,190,573.96			6,026,136.79	50,953,768.92	
Fin Ex																								
CO		2,135,000.00	3,782,570.00	5,917,570.00	2,135,000.00	835,570.00		2,947,000.00	5,917,570.00			1,298,536.82	835,570.00	2,134,106.82									3,783,463.18	2,134,106.82
II. Allotment Appropriations																								
Retirement and Life Insurance Premiums	01104102																							
Support to Operations	000002000000000																							
Support to regional delivery of services	224002000200000																							
PS																								
Operations	000003000000000																							
MFO 2: TECHNICAL SUPPORT SERVICES	000003020000000																							
Local Health Systems Development and Assistance	224003020200000																							
PS																								
MFO 4: HEALTH SECTOR REGULATION SERVICES	000003040000000																							
Implementation of health regulations	000003040100000																							
Regional Health Regulations	227003040100006																							
PS																								
Sub-Total, Automatic Appropriations																								
PS																								
MOOE																								
Fin Ex																								
CO																								
III. Special Purpose Fund																								
Sub-Total, SPF																								
PS																								
MOOE																								
Fin Ex																								
CO																								
GRAND TOTAL		49,773,505.26	24,314,544.41	74,088,049.67	49,773,505.26	835,570.00	(2,900,000.00)	26,378,974.41	74,088,049.67	5,765,333.97	28,632,533.30	14,284,241.30	15,596,341.13	64,278,449.70	1,818,435.35	3,486,973.73	2,853,011.88	3,032,153.00	11,190,573.96			9,809,599.97	53,087,875.74	
PS																								
MOOE		47,638,505.26	20,531,974.41	68,170,479.67	47,638,505.26		(2,900,000.00)	23,431,974.41	68,170,479.67	5,765,333.97	28,632,533.30	12,985,704.48	14,760,771.13	62,144,342.88	1,818,435.35	3,486,973.73	2,853,011.88	3,032,153.00	11,190,573.96			6,026,136.79	50,953,768.92	
Fin Ex																								
CO		2,135,000.00	3,782,570.00	5,917,570.00	2,135,000.00	835,570.00		2,947,000.00	5,917,570.00			1,298,536.82	835,570.00	2,134,106.82									3,783,463.18	2,134,106.82

Certified Correct:

 Peralta, Ma. Yeiza
 Budget Officer
 Date: 10/10/2017

Certified Correct:

 MARIA TERESA PETES, CPA, MM-IMP
 Accountant III
 Chief Accountant
 MSDU-head Accounting Section
 Date: 10/10/2017

Recommended By:

 PHIL D. DU, CPA, MBM
 Director, FMS Administrative Office
 Date: 10/10/2017

Approved By:

 VALENCIA, MD, MPH
 Agency Head/Department
 Date: 10/10/2017