

STATEMENT OF APPROPRIATIONS, ALLOTMENTS, OBLIGATIONS, DISBURSEMENTS AND BALANCES  
As of the Quarter Ending December 31, 2016


Department: Department of Health (DOH)  
Agency: Office of the Secretary  
Operating Unit: Metro Manila Centers for Health Development  
Organization Code (UACS): 130010300013  
Fund Cluster: 01 - Regular Agency Fund


Authorization: 01 - Current Year Appropriations  
Report Status: SUBMITTED


Table with columns: Particulars, UACS CODE, Appropriation (Authorized, Adjusted), Allotments (Received, Adjusted), Current Year Obligations (1st-4th Quarter, Total), Current Year Disbursements (1st-4th Quarter, Total), and Balances (Unreleased, Unobligated, Unpaid Obligations).




Particulars	UACS CODE	Appropriation			Allotments			Current Year Obligations					Current Year Disbursements				Balances									
		Authorized Appropriation	Adjustments (Transfer To/From, Reassignment)	Adjusted Appropriations	Allotments Received	Adjustments (Withdrawal, Reassignment)	Transfer To	Transfer From	Adjusted Total Allotments	1st Quarter Ending March 31	2nd Quarter Ending June 30	3rd Quarter Ending Sept. 30	4th Quarter Ending Dec. 31	Total	1st Quarter Ending March 31	2nd Quarter Ending June 30	3rd Quarter Ending Sept. 30	4th Quarter Ending Dec. 31	Total	Unreleased Appropriations	Unobligated Allotment	Unpaid Obligations (19-20) = (23+24)				
1	2	3	4	5=(3+4)	6	7	8	9	10=(8+(7)-3+9)	11	12	13	14	15=(11+12+13+14)	16	17	18	19	20=(16+17+18+19)	21=(5-10)	22=(10-15)	23	24			
MFO 4: HEALTH SECTOR REGULATION SERVICES	0000030400000000	128,000.00	60,000.00	188,000.00	128,000.00	60,000.00			188,000.00	31,999.99	62,000.01	47,000.00	47,000.00	188,000.00	10,666.66	32,000.00	32,000.00		74,666.66					113,333.34		
Implementation of health regulations	0000030401000000	128,000.00	60,000.00	188,000.00	128,000.00	60,000.00			188,000.00	31,999.99	62,000.01	47,000.00	47,000.00	188,000.00	10,666.66	32,000.00	32,000.00		74,666.66					113,333.34		
Regional Health Regulations	2270030401000006	128,000.00	60,000.00	188,000.00	128,000.00	60,000.00			188,000.00	31,999.99	62,000.01	47,000.00	47,000.00	188,000.00	10,666.66	32,000.00	32,000.00		74,666.66					113,333.34		
PS		128,000.00	60,000.00	188,000.00	128,000.00	60,000.00			188,000.00	31,999.99	62,000.01	47,000.00	47,000.00	188,000.00	10,666.66	32,000.00	32,000.00		74,666.66					113,333.34		
Sub-Total, Automatic Appropriations		4,674,000.00	2,104,967.00	6,778,967.00	4,674,000.00	2,104,967.00			6,778,967.00	1,583,834.68	1,843,726.64	1,652,013.91	1,649,637.59	6,729,212.82	571,192.72	1,527,461.86	1,527,461.86		3,626,118.44		49,754.18			3,103,096.38		
PS		4,674,000.00	2,104,967.00	6,778,967.00	4,674,000.00	2,104,967.00			6,778,967.00	1,583,834.68	1,843,726.64	1,652,013.91	1,649,637.59	6,729,212.82	571,192.72	1,527,461.86	1,527,461.86		3,626,118.44		49,754.18			3,103,096.38		
MOOE																										
Fin Ex																										
CO																										
II, Special Purpose Fund																										
Miscellaneous Personnel Benefits Fund	01101406		33,159,427.00	33,159,427.00					33,360,927.00	(1,257,000.00)	1,055,500.00	(201,500.00)		5,030,524.07	15,047,115.42	13,060,772.08	33,138,411.57		1,353,939.12	3,316,547.95	24,459,670.46	29,130,157.53	33,360,927.00	(33,339,911.57)	4,008,254.04	
Miscellaneous Personnel Benefits Fund	0000090700000000		33,159,427.00	33,159,427.00					33,360,927.00	(1,257,000.00)	1,055,500.00	(201,500.00)		5,030,524.07	15,047,115.42	13,060,772.08	33,138,411.57		1,353,939.12	3,316,547.95	24,459,670.46	29,130,157.53	33,360,927.00	(33,339,911.57)	4,008,254.04	
Performance-Based Bonus	1030090701000000		1,055,500.00	1,055,500.00					1,055,500.00					1,055,500.00		1,055,500.00			1,055,500.00							
PS			1,055,500.00	1,055,500.00					1,055,500.00					1,055,500.00		1,055,500.00			1,055,500.00							
For Payment of Other Personnel Benefits	1030090705000000		9,392,414.00	9,392,414.00					10,649,414.00	(1,257,000.00)				1,708,195.00	7,684,219.00	9,392,414.00			9,392,414.00				10,649,414.00	(10,649,414.00)		
PS			9,392,414.00	9,392,414.00					10,649,414.00	(1,257,000.00)				1,708,195.00	7,684,219.00	9,392,414.00			9,392,414.00				10,649,414.00	(10,649,414.00)		
Sub-Total, SPP			33,240,948.00	33,240,948.00					33,442,448.00	(1,257,000.00)	1,055,500.00	(33,240,948.00)		5,030,524.07	15,128,635.78	13,060,772.08	33,219,931.93		1,353,939.12	3,398,068.31	24,459,670.46	29,211,677.89		21,016.07	4,008,254.04	
PS			33,240,948.00	33,240,948.00					33,442,448.00	(1,257,000.00)	1,055,500.00	(33,240,948.00)		5,030,524.07	15,128,635.78	13,060,772.08	33,219,931.93		1,353,939.12	3,398,068.31	24,459,670.46	29,211,677.89		21,016.07	4,008,254.04	
MOOE																										
Fin Ex																										
CO																										
GRAND TOTAL		5,841,301,000.00	(3,967,551,666.52)	1,873,749,333.48	2,224,963,000.00	(1,213,471,585.00)	(6,257,000.00)	245,170,918.48	1,250,405,333.48	165,365,271.00	134,420,150.27	376,145,955.14	277,711,542.54	953,642,918.95	37,314,662.54	42,031,229.11	41,156,514.84	96,569,312.61	217,071,719.10	623,344,000.00	296,782,414.53			736,571,199.85		
PS		83,896,000.00	39,099,915.00	122,991,915.00	60,132,000.00	39,297,415.00	(1,257,000.00)	1,055,500.00	99,227,915.00	16,848,620.64	25,848,537.08	24,295,198.11	32,488,014.37	99,080,370.20	11,162,075.96	12,947,230.75	11,541,884.22	40,511,158.78	76,162,349.71	23,764,000.00	147,544.60			22,896,020.49		
MOOE		4,640,944,000.00	(4,124,007,876.33)	516,936,123.67	1,048,370,000.00	(653,185,000.00)	(5,000,000.00)	126,755,123.67	516,936,123.67	148,716,650.36	62,896,120.45	118,435,097.43	103,193,007.81	433,240,875.85	26,132,586.58	29,083,998.36	29,614,630.62	56,058,153.83	140,889,369.39		83,695,247.82			292,351,506.48		
Fin Ex																										
CO		1,116,461,000.00	117,360,294.81	1,233,821,294.81	1,116,461,000.00	(599,580,000.00)		117,360,294.81	634,241,294.81					45,875,482.74	233,415,659.60	142,030,520.56	421,321,672.90		599,580,000.00	212,919,621.91				421,321,672.90		

Certified Correct:  
  
Peralta, Ma. Yeiza  
Budget Officer  
Date:

Certified Correct:  
  
MARIA THERESA, CPA, MBM, CPA  
Chief Accountant III  
Date: MSSD-Head Accounting Section

Recommended By:  
  
PHILIP F. DU, CPA, MBM  
Chief Administrative Officer  
Director, FMS Management Support Services Division  
Date:

Approved By:  
  
Agency Head/Department  
Date: