

PERFORMANCE INDICATOR - September 30, 2019

Department: Department of Health (DOH)  
 Agency: Office of the Secretary  
 Organization Code: 13 001 0000000


Particulars	UACS CODE	Physical Target (Budget Year)					Physical Accomplishment (Budget Year)					Variance	Remarks
		1st Quarter	2nd Quarter	3rd Quarter	4th Quarter	Total	1st Quarter	2nd Quarter	3rd Quarter	4th Quarter	Total		
1	2	3	4	5	6	7	8	9	10	11	12	13	14
HEALTH POLICY AND STANDARDS DEVELOPMENT PROGRAM	31010000000000												
OO : Access to promotive and preventive health care													
Outcome Indicator													
1. Performance Governance Strategic Readiness													For Reporting by DOH-CO HPDPB
Score													
Output Indicators													
1. Percentage of policy agenda items with issued policies that underwent the consultative participatory process													For Reporting by DOH-CO HPDPB
2. Percentage of research/ policy briefs rated as useful or adoptable													For Reporting by DOH-CO HPDPB
3. Number of research/ policy briefs completed and disseminated													For Reporting by DOH-CO HPDPB
HEALTH SYSTEMS STRENGTHENING PROGRAM	31020000000000												
OO : Access to promotive and preventive health care													
Outcome Indicators													
1. Percentage of public health facilities with no stock-outs													
2. Human Resource for Health (HRH) to Population Ratio													
Output Indicators													
1. Percentage of LGUs provided with technical assistance on local health systems development							100% (17/17)	100% (17/17)	100% (17/17)				
2. Percentage of priority areas supplemented with Human Resource for Health from DOH Deployment Program							100% (17/17)	100% (17/17)	100% (17/17)				Dentist-5; Nurse-268; Midwife-74; Pharmacist-21; Med Tech-8; Nutritionist-Delittian-2; PHA-190
PUBLIC HEALTH PROGRAM	31030000000000												
OO : Access to promotive and preventive health care													
Outcome Indicators													
1. Percentage of external clients who rated the technical assistance provided as satisfactory or better													
2. Percentage of fully immunized children													
3. Modern contraceptive prevalence rate													
4. Number of malaria-free provinces													Not applicable for NCR
5. Number of filariasis-free provinces													Not applicable for NCR
6. Number of rabies-free areas													Not applicable for NCR
7. Percentage of Anti-Retroviral Treatment (ART) eligible people living with HIV on ART													For Reporting by DOH-CO DPCB
8. Treatment success rate for all forms of Tuberculosis													For Reporting by DOH-CO DPCB
9. Premature mortality rate attributed to cardiovascular disease, cancer, diabetes, and chronic respiratory diseases													For Reporting by DOH-CO DPCB
Output Indicators													
1. Percentage of LGUs and other health partners							100% (17/17)	100% (17/17)	100% (17/17)				


Department: Department of Health (DOH)  
 Agency: Office of the Secretary  
 Organization Code: 13 001 0000000


Particulars	UACS CODE	Physical Target (Budget Year)					Physical Accomplishment (Budget Year)					Variance	Remarks
		1st Quarter	2nd Quarter	3rd Quarter	4th Quarter	Total	1st Quarter	2nd Quarter	3rd Quarter	4th Quarter	Total		
1	2	3	4	5	6	7	8	9	10	11	12	13	14
provided with technical assistance on public health programs													
2. Average percentage of LGUs provided with at least 80% of commodities							81%	86%	57%				Q1-Q3: Acddg. to DOH - CO, all DOH Centrally Procured commodities given and distributed to Metro Manila UHCs are based from the GAA 2018 budget, hence, for the Anti-Rabies vaccine, this are procured using the GAA 2019 budget. Q3: (57%) No RDT Kits, Losartan and Metformin delivery from the DOH-CO for this quarter.
EPIDEMIOLOGY AND SURVEILLANCE PROGRAM	31040000000000												
OO : Access to promotive and preventive health care													
Outcome Indicator													
1. Percentage of epidemiological and public health surveillance strategic report utilized													
Output Indicator													
1. Percentage of outbreak/ epidemiologic investigations conducted							100% (26/26)	100% (17/17)	100% (9/9)				Epidemiologic investigations conducted: a. Alleged Food Borne Illness = 3 (Pasig, Manila, Caloocan) b. Clustering of Dengue cases among employees of Philippine Heart Center - 1 (QC) c. AEFI (MR) - 1 (Taguig) d. AEFI (Penta-ib) - 1 (Caloocan) e. Suspected Meningococemia Death - 1 (Malabon) f. Confirmed Meningococemia case - 1 (Pasay City) g. Suspect Meningococemia case - 1 (Pasig City)
HEALTH EMERGENCY MANAGEMENT PROGRAM	31050000000000												
OO : Access to promotive and preventive health care													
Outcome Indicator													
1. Percentage of LGUs with institutionalized Disaster Risk Reduction Management for Health (DRRM-H) Systems													
Output Indicator													
1. Percentage of LGUs provided with technical assistance on the development or updating of DRRM-H Plans							71% (12/17)	100% (17/17)	100% (17/17)				
HEALTH FACILITIES OPERATION PROGRAM	32010000000000												
OO : Access to curative and rehabilitative health care													
Outcome Indicators													
1. Hospital infection rate													For Hospital Reporting
2. Percentage of drug dependents who completed the treatment program													For Hospital Reporting
Output Indicators													
1. Percentage of samples tested at NRLs													For Hospital Reporting
2. Number of blood units collected by Blood Service Facilities													For Hospital Reporting
3. Number of in-patient and out-patient drug abuse cases managed													For Hospital Reporting
HEALTH REGULATORY PROGRAM	33010000000000												
OO : Access to safe and quality health commodities, devices													
Outcome Indicators													
1. Percentage of health facilities and services compliant to regulatory policies													Annual Target
2. Percentage of establishments/ health products													For FDA Reporting

Department: Department of Health (DOH)  
 Agency: Office of the Secretary  
 Organization Code: 13 001 0000000

Particulars	UACS CODE	Physical Target (Budget Year)					Physical Accomplishment (Budget Year)					Variance	Remarks
		1st Quarter	2nd Quarter	3rd Quarter	4th Quarter	Total	1st Quarter	2nd Quarter	3rd Quarter	4th Quarter	Total		
1	2	3	4	5	6	7	8	9	10	11	12	13	14
compliant to regulatory policies													
3. Percentage of Public Health Emergencies of International Concern (PHEIC) and/or Public Health Risks (PHR) rapidly responded at point of entry													For BOQ Reporting
Output Indicators													
1. Percentage of authorization issued within Charter Timeline							100% (92/92)	100% (107/107)	100%(83/83)				Initial-46; Renewal-13; PTC - 24 ;CON- 0
2. Percentage (Number) of licensed health facilities and services monitored and evaluated for continuous compliance to regulatory policies							17% (197/1128)	52% (590/1128)	79.7% (899/1128)				Cumulative Target Total no. of licensed HF and services monitored & evaluated = 309 (Level 1 hosp - 7 ; Infirmary-7; Psych Care-5; Birthing home-85; Clinical Lab-156; Dental Lab-29; Drug Test Lab-16; Blood Service Facility -1; Ambulance-1)
3. Percentage (Number) of establishments and health products monitored and evaluated for continuous compliance to regulatory policies													For FDA Reporting
SOCIAL HEALTH PROTECTION PROGRAM	34010000000000												
OO : Access to social health protection assured													
Outcome Indicator													
1. Percentage of excess net bill covered by Medical Assistance Program (MAP) incurred by poor in-patients admitted in basic accommodation or service ward													For PHIC Reporting
Output Indicator													
1. Number of patients provided with medical assistance													For PHIC Reporting

Prepared By:   
 CASIHAN ALBERT JEROME DEVERATURDA  
 Planning Officer  
 Date: 10/14/19 3:57 PM

In coordination with:   
 DU PHILIP FORROSUELO  
 Chief Administrative Officer  
 Date: 10/14/19 3:59 PM

Approved By:   
**CORAZON I. FLORES, MD, MPH, CESO IV**  
 Date: **OIC - Director IV**