



FY 2019 MONTHLY DISBURSEMENT PROGRAM
(In Thousand Pesos)


Department : Department of Health (DOH)
 Agency : Office of the Secretary
 Operating Unit : Metro Manila Centers for Health Development
 Organization Code (UACS) : 130010300013
 Report Status : SUBMITTED

Particulars	UACS CODE	Total Programs	Tax Rem Advice (TRA)	Net Program	Full Year Requirement																
					Quarter 1				Quarter 2				Quarter 3				Quarter 4				Full Year
					Jan	Feb	March	Sub Total	April	May	June	Sub Total	July	Aug	Sep	Sub Total	Oct	Nov	Dec	Sub Total	Total
1	2	3	4	5	6	7	8	9=6+7+8	10	11	12	13=10+11+12	14	15	16	17=14+15+16	18	19	20	21=18+19+20	22
Part A		1,654,674	76,882	1,577,792	239,963	240,872	252,691	733,526	253,717	164,481	172,587	590,785	51,754	52,108	63,359	167,221	48,383	63,985	50,774	163,142	1,654,674
I. NOTICE OF CASH ALLOCATION		1,654,674	76,882	1,577,792	229,210	230,011	241,368	700,589	242,321	157,331	165,778	565,430	49,174	49,529	60,366	159,069	45,746	59,181	47,777	152,704	1,577,792
A. FISCAL YEAR'S (FY) BUDGET		567,123	30,269	536,854	25,728	28,713	29,169	83,610	41,022	56,902	54,448	152,372	49,174	49,529	49,465	148,168	45,746	59,181	47,777	152,704	536,854
New General Appropriations		557,984	30,269	527,715	24,967	27,952	28,408	81,327	40,261	56,141	53,687	150,089	48,412	48,767	48,703	145,882	44,984	58,419	47,014	150,417	527,715
COMPREHENSIVE RELEASE		546,894	29,894	517,000	24,625	27,609	28,065	80,299	39,876	55,525	53,341	148,742	48,066	48,421	48,359	144,846	44,640	51,840	46,633	143,113	517,000
Current Year		546,894	29,894	517,000	24,625	27,609	28,065	80,299	39,876	55,525	53,341	148,742	48,066	48,421	48,359	144,846	44,640	51,840	46,633	143,113	517,000
Specific Budgets of National Government Agencies	01101101	546,894	29,894	517,000	24,625	27,609	28,065	80,299	39,876	55,525	53,341	148,742	48,066	48,421	48,359	144,846	44,640	51,840	46,633	143,113	517,000
PS		105,027	7,801	97,226	6,987	6,987	6,987	20,961	7,823	12,556	6,989	27,368	6,990	6,990	6,990	20,970	6,990	13,252	7,685	27,927	97,226
MOOE		441,867	22,093	419,774	17,638	20,622	21,078	59,338	32,053	42,969	46,352	121,374	41,076	41,431	41,369	123,876	37,650	38,588	38,948	115,186	419,774
FOR LATER RELEASE		11,090	375	10,715	342	343	343	1,028	385	616	346	1,347	346	346	344	1,036	344	6,579	381	7,304	10,715
Current Year		11,090	375	10,715	342	343	343	1,028	385	616	346	1,347	346	346	344	1,036	344	6,579	381	7,304	10,715
Miscellaneous Personnel Benefits Fund	01101406	5,162	375	4,787	342	343	343	1,028	385	616	346	1,347	346	346	344	1,036	344	651	381	1,376	4,787
PS		5,162	375	4,787	342	343	343	1,028	385	616	346	1,347	346	346	344	1,036	344	651	381	1,376	4,787
Pension and Gratuity Fund	01101407	5,928		5,928														5,928		5,928	5,928
PS		5,928		5,928														5,928		5,928	5,928
Automatic Appropriations		9,139		9,139	761	761	761	2,283	761	761	761	2,283	762	762	762	2,286	762	762	763	2,287	9,139
COMPREHENSIVE RELEASE		8,713		8,713	726	726	726	2,178	726	726	726	2,178	726	726	726	2,178	726	726	727	2,179	8,713

Particulars	UACS CODE	Total Programs	Tax Rem Advice (TRA)	Net Program	Full Year Requirement																		
					Quarter 1				Quarter 2				Quarter 3				Quarter 4				Full Year		
					Jan	Feb	March	Sub Total	April	May	June	Sub Total	July	Aug	Sep	Sub Total	Oct	Nov	Dec	Sub Total	Total		
1	2	3	4	5	6	7	8	9=6+7+8	10	11	12	13=10+11+12	14	15	16	17=14+15+16	18	19	20	21=18+19+20	22		
National Government Agencies	01101101	164,387	6,584	157,803	20,850	20,850	31,751	73,451	20,850	20,850	31,751	73,451			10,901	10,901							157,803
MOOE		94,838	4,742	90,096	15,016	15,016	15,016	45,048	15,016	15,016	15,016	45,048											90,096
CO		69,549	1,842	67,707	5,834	5,834	16,735	28,403	5,834	5,834	16,735	28,403			10,901	10,901							67,707
TOTAL PROGRAM, PY OBLIGATION		1,087,551	46,613	1,040,938	203,482	201,298	212,199	616,979	201,299	100,429	111,330	413,058			10,901	10,901							1,040,938
PS		2,184		2,184	2,184			2,184															2,184
MOOE		519,546	25,977	493,569	115,884	115,884	115,884	347,652	115,885	15,016	15,016	145,917											493,569
CO		565,821	20,636	545,185	85,414	85,414	96,315	267,143	85,414	85,413	96,314	267,141			10,901	10,901							545,185
TOTAL NCA PROGRAM		1,654,674	76,882	1,577,792	229,210	230,011	241,368	700,589	242,321	157,331	165,778	565,430	49,174	49,529	60,366	159,069	45,746	59,181	47,777	152,704	1,577,792		
PS		127,440	8,176	119,264	10,274	8,091	8,091	26,456	8,969	13,933	8,096	30,998	8,098	8,098	8,096	24,292	8,096	20,593	8,829	37,518	119,264		
MOOE		961,413	48,070	913,343	133,522	136,506	136,962	406,990	147,938	57,985	61,368	267,291	41,076	41,431	41,369	123,876	37,650	38,588	38,948	115,186	913,343		
CO		565,821	20,636	545,185	85,414	85,414	96,315	267,143	85,414	85,413	96,314	267,141			10,901	10,901							545,185
IV. TAX REMITTANCE ADVICE			76,882		10,753	10,861	11,323	32,937	11,396	7,150	6,809	25,355	2,580	2,579	2,993	8,152	2,637	4,804	2,997	10,438	76,882		
PS			8,176		392	392	392	1,176	609	1,146	390	2,145	389	389	389	1,167	389	2,553	746	3,688	8,176		
MOOE			48,070		7,128	7,236	7,285	21,649	7,554	2,771	2,773	13,098	2,191	2,190	2,192	6,573	2,248	2,251	2,251	6,750	48,070		
CO			20,636		3,233	3,233	3,646	10,112	3,233	3,233	3,646	10,112			412	412					20,636		
VI. TOTAL DISBURSEMENT PROGRAM		1,654,674	76,882	1,577,792	239,963	240,872	252,691	733,526	253,717	164,481	172,587	590,785	51,754	52,108	63,359	167,221	48,383	63,985	50,774	163,142	1,654,674		
PS		127,440	8,176	119,264	10,666	8,483	8,483	27,632	9,578	15,079	8,486	33,143	8,487	8,487	8,485	25,459	8,485	23,146	9,575	41,206	127,440		
MOOE		961,413	48,070	913,343	140,650	143,742	144,247	428,639	155,492	60,756	64,141	280,389	43,267	43,621	43,561	130,449	39,898	40,839	41,199	121,936	961,413		
CO		565,821	20,636	545,185	88,647	88,647	99,961	277,255	88,647	88,646	99,960	277,253			11,313	11,313							565,821

Prepared By: 
MA. YEIZA A. PERALTA
 Administrative Officer - V
 Budget Officer
 Date: 22/Nov/2018

In Coordination With:

ALBERTY TALONG, CPA
 Accountant
 Accountant II
 Date: 22/Nov/2018
 MSSD Accounting Section

Approved By: 
CORAZON FLORES, MD, MPH, CESO IV
 Agency Head
 Director IV
 Date: 22/Nov/2018

This report was generated using the Unified Reporting System on 23/11/2018 10:18

BED Level: 01 - Agency Submission (NEP)